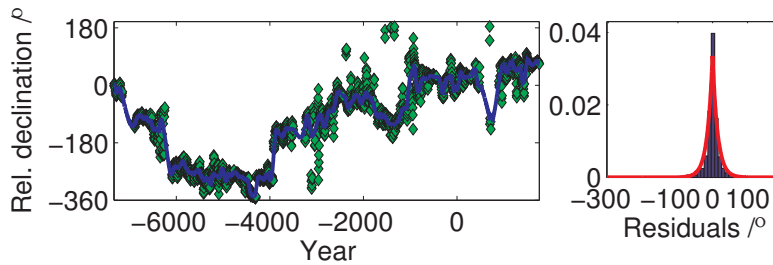
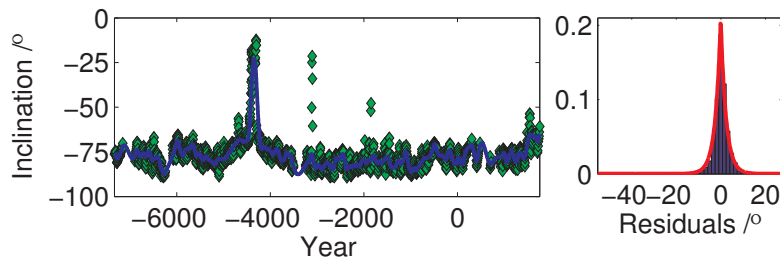


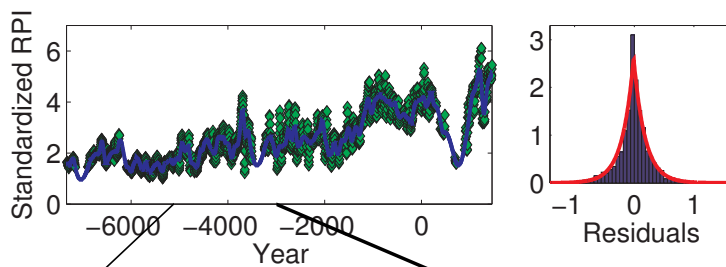
PAD – Palmer Deep, Antarctic Pen.



ndat = 1932
 nspl = 367
 sigma1 = 23.45
 sigma2 = 33.38
 norm = 2.0e+00
 CV score = 15.00
 width = 40.3
 lambda = 3.0e+03
 constrained by= 40.0



ndat = 1932
 nspl = 367
 sigma1 = 3.79
 sigma2 = 4.44
 norm = 6.0e-02
 CV score = 2.40
 width = 40.1
 lambda = 1.9e+04
 constrained by= 40.0



ndat = 1872
 nspl = 355
 sigma1 = 0.30
 sigma2 = 0.30
 norm = 5.4e-04
 CV score = 0.19
 width = 40.3
 lambda = 2.3e+05
 constrained by= 40.0

