

| Relative Abundances | | 36Ar [fA] | %1σ | 37Ar [fA] | %1σ | 38Ar [fA] | %1σ | 39Ar [fA] | %1σ | 40Ar [fA] | %1σ | 40(r)/39(k) ± 2σ | Age ± 2σ (Ma) | 40Ar(r) (%) | 39Ar(k) (%) | K/Ca ± 2σ |
|---------------------|--------|-------------|--------|-----------|---------|-----------|----------|-----------|-------|-----------|-------|--------------------|---------------|-------------|-------------|---------------|
| 14D26462 | 8.0 % | 0.0088255 | 11.290 | 2.8284 | 80.357 | 0.0329404 | 109.137 | 0.66936 | 5.056 | 14.1812 | 0.556 | 17.67253 ± 2.08336 | 56.08 ± 6.51 | 83.18 | 0.34 | 0.101 ± 0.163 |
| 14D26464 | 10.0 % | 0.0488022 | 2.254 | 58.9057 | 3.718 | 0.3598600 | 10.320 | 9.33066 | 0.397 | 155.9832 | 0.051 | 15.73429 ± 0.14942 | 50.02 ± 0.47 | 93.72 | 4.74 | 0.068 ± 0.005 |
| 14D26465 | 11.0 % | ✓ 0.0367362 | 2.886 | 56.2904 | 4.028 | 0.3148283 | 12.300 | 8.92706 | 0.402 | 142.2571 | 0.058 | 15.27912 ± 0.14895 | 48.59 ± 0.47 | 95.47 | 4.54 | 0.068 ± 0.005 |
| 14D26467 | 12.0 % | ✓ 0.1003267 | 1.232 | 140.9729 | 1.836 | 0.8503428 | 4.386 | 22.73993 | 0.173 | 367.3922 | 0.025 | 15.40345 ± 0.06556 | 48.98 ± 0.21 | 94.94 | 11.55 | 0.069 ± 0.003 |
| 14D26468 | 13.0 % | ✓ 0.0523484 | 2.143 | 108.8448 | 2.218 | 0.6145834 | 5.779 | 17.00512 | 0.224 | 267.0540 | 0.033 | 15.36325 ± 0.08322 | 48.85 ± 0.26 | 97.41 | 8.64 | 0.067 ± 0.003 |
| 14D26470 | 14.0 % | ✓ 0.1074225 | 1.109 | 178.7548 | 1.411 | 1.0822751 | 3.463 | 27.77177 | 0.153 | 441.7215 | 0.020 | 15.33432 ± 0.05599 | 48.76 ± 0.18 | 95.99 | 14.11 | 0.067 ± 0.002 |
| 14D26471 | 15.0 % | ✓ 0.0854997 | 1.346 | 117.2018 | 2.130 | 0.6514183 | 5.620 | 18.12195 | 0.214 | 294.9777 | 0.030 | 15.45809 ± 0.08010 | 49.15 ± 0.25 | 94.55 | 9.21 | 0.066 ± 0.003 |
| 14D26473 | 16.0 % | ✓ 0.0692385 | 1.694 | 108.7357 | 2.178 | 0.6125129 | 6.284 | 16.87196 | 0.218 | 269.9151 | 0.032 | 15.35768 ± 0.08272 | 48.83 ± 0.26 | 95.58 | 8.57 | 0.066 ± 0.003 |
| 14D26474 | 17.0 % | ✓ 0.0983526 | 1.295 | 177.8893 | 1.425 | 0.9320852 | 3.891 | 27.15884 | 0.154 | 430.5108 | 0.021 | 15.36316 ± 0.05750 | 48.85 ± 0.18 | 96.49 | 13.80 | 0.065 ± 0.002 |
| 14D26476 | 18.0 % | ✓ 0.0787097 | 1.539 | 192.8514 | 1.311 | 1.0113940 | 3.813 | 28.99424 | 0.144 | 452.4499 | 0.020 | 15.39357 ± 0.05336 | 48.95 ± 0.17 | 98.20 | 14.73 | 0.064 ± 0.002 |
| 14D26477 | 19.0 % | ✓ 0.0481780 | 2.165 | 94.3375 | 2.559 | 0.4791061 | 7.853 | 13.75967 | 0.278 | 217.4048 | 0.039 | 15.37455 ± 0.10181 | 48.89 ± 0.32 | 96.86 | 6.99 | 0.062 ± 0.003 |
| 14D26479 | 20.0 % | ✓ 0.0090944 | 10.331 | 18.7578 | 12.238 | 0.0903335 | 40.659 | 2.73061 | 1.248 | 42.4672 | 0.187 | 15.17729 ± 0.45601 | 48.27 ± 1.43 | 97.14 | 1.39 | 0.062 ± 0.015 |
| 14D26480 | 21.0 % | ✓ 0.0020916 | 43.533 | 5.1164 | 44.573 | 0.0021577 | 1723.504 | 0.57426 | 6.770 | 8.9321 | 0.876 | 15.26704 ± 2.38572 | 48.55 ± 7.49 | 97.56 | 0.29 | 0.048 ± 0.043 |
| 14D26482 | 22.0 % | ✓ 0.0042465 | 22.068 | 6.9173 | 34.899 | 0.0015606 | 2460.333 | 0.80770 | 4.166 | 12.1374 | 0.650 | 14.22597 ± 1.47063 | 45.28 ± 4.62 | 94.12 | 0.41 | 0.050 ± 0.035 |
| 14D26483 | 23.0 % | ✓ 0.0039760 | 22.743 | 5.0402 | 44.986 | 0.0342241 | 112.900 | 0.48419 | 7.743 | 8.0587 | 0.963 | 15.14455 ± 2.73472 | 48.17 ± 8.58 | 90.35 | 0.25 | 0.041 ± 0.037 |
| 14D26485 | 24.0 % | ✓ 0.0034817 | 26.233 | 1.8507 | 121.608 | 0.0375730 | 96.480 | 0.90556 | 3.698 | 14.2257 | 0.557 | 14.75334 ± 1.31797 | 46.94 ± 4.14 | 93.78 | 0.46 | 0.210 ± 0.511 |
| Σ | | 0.7573303 | 0.570 | 1275.2952 | 0.748 | 7.1040742 | 2.101 | 196.85287 | 0.077 | 3139.6685 | 0.011 | | | | | |

Information on Analysis and Constants Used in Calculations

Project = RURUTU (13-INT-08)
 Sample = RR1310-D18-07
 Material = Hornblende
 Location = Rurutu Hotspot
 Region = Tuvalu
 Analyst = Kevin Konrad
 Irradiation = 14-OSU-02 (2A16-14)
 Position = X: 0 | Y: 0 | Z/H: 21.4 mm
 FCT-NM Age = 28.201 ± 0.023 Ma
 FCT-NM Reference = Kuiper et al (2008)
 FCT-NM 40Ar/39Ar Ratio = 8.81817 ± 0.00838
 FCT-NM J-value = 0.00178239 ± 0.00000169
 Air Shot 40Ar/36Ar = 303.9880 ± 0.4165
 Air Shot MDF = 0.99301044 ± 0.00066612 (LIN)
 Experiment Type = Incremental Heating
 Extraction Method = Bulk Laser Heating
 Heating = 77 sec
 Isolation = 6.00 min
 Instrument = ARGUS-VI-D
 Preferred Age = Plateau Age
 Age Classification = Eruption Age
 IGSN = IEKK1-RR1310-D18-07AM
 Rock Class = Igneous>Volcanic>Mafic
 Lithology = Basalt
 Lat-Lon = 8°37.6'S - 178°58.2'E

Age Equations = Min et al. (2000)
 Negative Intensities = Allowed
 Collector Calibrations = 40Ar 36Ar
 Decay 40K = 5.530 ± 0.048 E-10 1/a
 Decay 39Ar = 2.940 ± 0.016 E-07 1/h
 Decay 37Ar = 8.230 ± 0.012 E-04 1/h
 Decay 36Cl = 2.257 ± 0.015 E-06 1/a
 Decay 40K(EC,β*) = 0.580 ± 0.009 E-10 1/a
 Decay 40K(β-) = 4.950 ± 0.043 E-10 1/a
 Atmospheric 40/36(a) = 295.50
 Atmospheric 38/36(a) = 0.1869
 Production 39/37(ca) = 0.0006756 ± 0.0000089
 Production 38/37(ca) = 0.0000718 ± 0.0000092
 Production 36/37(ca) = 0.0002663 ± 0.0000004
 Production 40/39(k) = 0.003823 ± 0.000102
 Production 38/39(k) = 0.012031 ± 0.000019
 Production 36/38(cl) = 262.80 ± 1.71
 Scaling Ratio K/Ca = 0.430
 Abundance Ratio 40K/K = 1.1700 ± 0.0100 E-04
 Atomic Weight K = 39.0983 ± 0.0001 g

Results

| | 40(a)/36(a) ± 2σ | 40(r)/39(k) ± 2σ | Age ± 2σ (Ma) | MSWD | 39Ar(k) (%),n | K/Ca ± 2σ |
|------------------|-------------------------|----------------------------|---|---------------------|--|---------------|
| Age Plateau | | 15.37447 ± 0.02433 ± 0.16% | 48.89 ± 0.12 ± 0.24% | 1.07 38% | 94.92 14 | 0.066 ± 0.001 |
| | | | Full External Error ± 1.10 Analytical Error ± 0.08 | 1.78 1.0323 | 2σ Confidence Limit Error Magnification | |
| Total Fusion Age | | 15.38808 ± 0.02834 ± 0.18% | 48.93 ± 0.13 ± 0.26% | | 16 | 0.066 ± 0.001 |
| Normal Isochron | 247.77 ± 50.41 ± 20.35% | 15.47822 ± 0.10317 ± 0.67% | 49.21 ± 0.34 ± 0.68% | 2.24 1% | 94.92 14 | |
| No Convergence | | | Full External Error ± 1.15 Analytical Error ± 0.32 | 1.82 1.4961 | 2σ Confidence Limit Error Magnification Number of Iterations | |
| | | | | 100 0.0001732432 | Convergence | |
| Inverse Isochron | 308.38 ± 36.92 ± 11.97% | 15.34947 ± 0.07713 ± 0.50% | 48.81 ± 0.26 ± 0.53% | 1.09 37% | 94.92 14 | |
| | | | Full External Error ± 1.12 Analytical Error ± 0.24 | 1.82 1.0419 | 2σ Confidence Limit Error Magnification | |
| Notes | | | | 4 0.0000024048 | Number of Iterations Convergence | |
| | | | | 10% | Spreading Factor | |

Additional evidence that hornblende is the best phase for Ar geochronology.

| Incremental Heating | | 36Ar(a) [fA] | 37Ar(ca) [fA] | 38Ar(cl) [fA] | 39Ar(k) [fA] | 40Ar(r) [fA] | Age ± 2σ (Ma) | 40Ar(r) (%) | 39Ar(k) (%) | K/Ca ± 2σ |
|---------------------|----------|-----------------|------------------|------------------|-----------------|-----------------|------------------|----------------|----------------|---------------|
| 14D26462 | 8.0 % | 0.0080647 | 2.8284 | 0.0231999 | 0.66745 | 11.7955 | 56.08 ± 6.51 | 83.18 | 0.34 | 0.101 ± 0.163 |
| 14D26464 | 10.0 % | 0.0330376 | 58.9057 | 0.2376775 | 9.29086 | 146.1851 | 50.02 ± 0.47 | 93.72 | 4.74 | 0.068 ± 0.005 |
| 14D26465 | 11.0 % ✓ | 0.0216804 | 56.2904 | 0.1997907 | 8.88903 | 135.8166 | 48.59 ± 0.47 | 95.47 | 4.54 | 0.068 ± 0.005 |
| 14D26467 | 12.0 % ✓ | 0.0626029 | 140.9729 | 0.5560822 | 22.64469 | 348.8065 | 48.98 ± 0.21 | 94.94 | 11.55 | 0.069 ± 0.003 |
| 14D26468 | 13.0 % ✓ | 0.0232320 | 108.8448 | 0.3987224 | 16.93158 | 260.1242 | 48.85 ± 0.26 | 97.41 | 8.64 | 0.067 ± 0.003 |
| 14D26470 | 14.0 % ✓ | 0.0595816 | 178.7548 | 0.7256355 | 27.65100 | 424.0095 | 48.76 ± 0.18 | 95.99 | 14.11 | 0.067 ± 0.002 |
| 14D26471 | 15.0 % ✓ | 0.0541523 | 117.2018 | 0.4158096 | 18.04277 | 278.9068 | 49.15 ± 0.25 | 94.55 | 9.21 | 0.066 ± 0.003 |
| 14D26473 | 16.0 % ✓ | 0.0401523 | 108.7357 | 0.3950985 | 16.79850 | 257.9858 | 48.83 ± 0.26 | 95.58 | 8.57 | 0.066 ± 0.003 |
| 14D26474 | 17.0 % ✓ | 0.0507886 | 177.8893 | 0.5845182 | 27.03866 | 415.3994 | 48.85 ± 0.18 | 96.49 | 13.80 | 0.065 ± 0.002 |
| 14D26476 | 18.0 % ✓ | 0.0271413 | 192.8514 | 0.6452124 | 28.86395 | 444.3193 | 48.95 ± 0.17 | 98.20 | 14.73 | 0.064 ± 0.002 |
| 14D26477 | 19.0 % ✓ | 0.0229562 | 94.3375 | 0.3032664 | 13.69593 | 210.5689 | 48.89 ± 0.32 | 96.86 | 6.99 | 0.062 ± 0.003 |
| 14D26479 | 20.0 % ✓ | 0.0040810 | 18.7578 | 0.0555245 | 2.71793 | 41.2509 | 48.27 ± 1.43 | 97.14 | 1.39 | 0.062 ± 0.015 |
| 14D26480 | 21.0 % ✓ | 0.0007291 | 5.1164 | 0.0000000 | 0.57080 | 8.7145 | 48.55 ± 7.49 | 97.56 | 0.29 | 0.048 ± 0.043 |
| 14D26482 | 22.0 % ✓ | 0.0024045 | 6.9173 | 0.0000000 | 0.80303 | 11.4238 | 45.28 ± 4.62 | 94.12 | 0.41 | 0.050 ± 0.035 |
| 14D26483 | 23.0 % ✓ | 0.0026247 | 5.0402 | 0.0275873 | 0.48079 | 7.2813 | 48.17 ± 8.58 | 90.35 | 0.25 | 0.041 ± 0.037 |
| 14D26485 | 24.0 % ✓ | 0.0029803 | 1.8507 | 0.0260034 | 0.90431 | 13.3415 | 46.94 ± 4.14 | 93.78 | 0.46 | 0.210 ± 0.511 |
| Σ | | 0.4162093 | 1275.2952 | 4.5941285 | 195.99129 | 3015.9294 | | | | |

| Information on Analysis | Results | 40(r)/39(k) ± 2σ | Age ± 2σ (Ma) | MSWD | 39Ar(k) (%n) | K/Ca ± 2σ |
|---|------------------|-------------------------------|---|----------------|--|---------------|
| Project = RURUTU (13-INT-08) Sample = RR1310-D18-07 Material = Hornblende Location = Rurutu Hotspot Region = Tuvalu Analyst = Kevin Konrad Irradiation = 14-OSU-02 (2A16-14) J = 0.00178239 ± 0.00000169 FCT-NM = 28.201 ± 0.023 Ma | Age Plateau | 15.37447 ± 0.02433 ± 0.16% | 48.89 ± 0.12 ± 0.24% | 1.07 38% | 94.92 14 | 0.066 ± 0.001 |
| | | | Full External Error ± 1.10 Analytical Error ± 0.08 | 1.78 1.0323 | 2σ Confidence Limit Error Magnification | |
| | Total Fusion Age | 15.38808 ± 0.02834 ± 0.18% | 48.93 ± 0.13 ± 0.26% | | 16 | 0.066 ± 0.001 |
| | | | Full External Error ± 1.10 Analytical Error ± 0.09 | | | |

| Normal Isochron | | | 39(k)/36(a) ± 2σ | 40(a+r)/36(a) ± 2σ | r.i. |
|-----------------|--------|---|------------------|---------------------|--------|
| 14D26462 | 8.0 % | | 82.76 ± 25.36 | 1758.11 ± 508.69 | 0.9428 |
| 14D26464 | 10.0 % | | 281.22 ± 21.32 | 4720.32 ± 355.84 | 0.9944 |
| 14D26465 | 11.0 % | ✓ | 410.00 ± 46.28 | 6559.99 ± 738.53 | 0.9974 |
| 14D26467 | 12.0 % | ✓ | 361.72 ± 16.42 | 5867.23 ± 265.60 | 0.9970 |
| 14D26468 | 13.0 % | ✓ | 728.80 ± 81.23 | 11492.32 ± 1279.87 | 0.9992 |
| 14D26470 | 14.0 % | ✓ | 464.09 ± 21.39 | 7411.95 ± 340.88 | 0.9977 |
| 14D26471 | 15.0 % | ✓ | 333.19 ± 16.43 | 5445.92 ± 267.55 | 0.9961 |
| 14D26473 | 16.0 % | ✓ | 418.37 ± 27.82 | 6720.69 ± 445.99 | 0.9978 |
| 14D26474 | 17.0 % | ✓ | 532.38 ± 30.30 | 8474.50 ± 481.58 | 0.9985 |
| 14D26476 | 18.0 % | ✓ | 1063.47 ± 108.80 | 16666.11 ± 1704.39 | 0.9996 |
| 14D26477 | 19.0 % | ✓ | 596.61 ± 63.81 | 9468.12 ± 1011.30 | 0.9986 |
| 14D26479 | 20.0 % | ✓ | 666.00 ± 366.27 | 10403.61 ± 5715.73 | 0.9989 |
| 14D26480 | 21.0 % | ✓ | 782.92 ± 2353.08 | 12248.42 ± 36775.47 | 0.9990 |
| 14D26482 | 22.0 % | ✓ | 333.97 ± 316.94 | 5046.58 ± 4770.89 | 0.9960 |
| 14D26483 | 23.0 % | ✓ | 183.18 ± 154.45 | 3069.62 ± 2544.11 | 0.9825 |
| 14D26485 | 24.0 % | ✓ | 303.43 ± 223.59 | 4772.04 ± 3499.00 | 0.9948 |

| Results | 40(a)/36(a) ± 2σ | 40(r)/39(k) ± 2σ | Age ± 2σ (Ma) | MSWD |
|-----------------|-----------------------|--------------------|----------------------------|-----------------|
| Normal Isochron | 247.77 ± 50.41 | 15.47822 ± 0.10317 | 49.21 ± 0.34 | 2.24 |
| No Convergence | ± 20.35% | ± 0.67% | ± 0.68% | 1% |
| | | | Full External Error ± 1.15 | |
| | | | Analytical Error ± 0.32 | |
| Statistics | 2σ Confidence Limit | 1.82 | Convergence | 0.000173243161 |
| | Error Magnification | 1.4961 | Number of Iterations | 100 |
| | Number of Data Points | 14 | Calculated Line | Weighted York-2 |

| Inverse Isochron | | $39(k)/40(a+r) \pm 2\sigma$ | $36(a)/40(a+r) \pm 2\sigma$ | r.i. |
|------------------|----------|-----------------------------|-----------------------------|--------|
| 14D26462 | 8.0 % | 0.0470743 ± 0.0048076 | 0.00056879 ± 0.00016457 | 0.0042 |
| 14D26464 | 10.0 % | 0.0595768 ± 0.0004792 | 0.00021185 ± 0.00001597 | 0.0017 |
| 14D26465 | 11.0 % ✓ | 0.0625006 ± 0.0005105 | 0.00015244 ± 0.00001716 | 0.0014 |
| 14D26467 | 12.0 % ✓ | 0.0616508 ± 0.0002164 | 0.00017044 ± 0.00000772 | 0.0015 |
| 14D26468 | 13.0 % ✓ | 0.0634167 ± 0.0002884 | 0.00008701 ± 0.00000969 | 0.0008 |
| 14D26470 | 14.0 % ✓ | 0.0626133 ± 0.0001947 | 0.00013492 ± 0.00000620 | 0.0012 |
| 14D26471 | 15.0 % ✓ | 0.0611809 ± 0.0002657 | 0.00018362 ± 0.00000902 | 0.0017 |
| 14D26473 | 16.0 % ✓ | 0.0622510 ± 0.0002760 | 0.00014879 ± 0.00000987 | 0.0014 |
| 14D26474 | 17.0 % ✓ | 0.0628211 ± 0.0001965 | 0.00011800 ± 0.00000671 | 0.0010 |
| 14D26476 | 18.0 % ✓ | 0.0638104 ± 0.0001871 | 0.00006000 ± 0.00000614 | 0.0005 |
| 14D26477 | 19.0 % ✓ | 0.0630126 ± 0.0003563 | 0.00010562 ± 0.00001128 | 0.0010 |
| 14D26479 | 20.0 % ✓ | 0.0640165 ± 0.0016245 | 0.00009612 ± 0.00005281 | 0.0010 |
| 14D26480 | 21.0 % ✓ | 0.0639204 ± 0.0087863 | 0.00008164 ± 0.00024513 | 0.0007 |
| 14D26482 | 22.0 % ✓ | 0.0661779 ± 0.0056186 | 0.00019815 ± 0.00018733 | 0.0021 |
| 14D26483 | 23.0 % ✓ | 0.0596739 ± 0.0093849 | 0.00032577 ± 0.00027000 | 0.0028 |
| 14D26485 | 24.0 % ✓ | 0.0635841 ± 0.0047673 | 0.00020955 ± 0.00015365 | 0.0023 |

| Results | $40(a)/36(a) \pm 2\sigma$ | $40(r)/39(k) \pm 2\sigma$ | Age ± 2σ (Ma) | MSWD |
|------------------|---|-------------------------------|--|--------------------------------------|
| Inverse Isochron | 308.38 ± 36.92 ± 11.97% | 15.34947 ± 0.07713 ± 0.50% | 48.81 ± 0.26 ± 0.53% | 1.09 37% |
| | | | Full External Error ± 1.12 Analytical Error ± 0.24 | |
| Statistics | 2σ Confidence Limit Error Magnification Number of Data Points Spreading Factor | 1.82 1.0419 14 10.0% | Convergence Number of Iterations Calculated Line | 0.0000024048 4 Weighted York-2 |

| Degassing Patterns | | 36Ar(a) [fA] | %1σ | 36Ar(c) [fA] | %1σ | 36Ar(ca) [fA] | %1σ | 36Ar(cl) [fA] | %1σ | 37Ar(ca) [fA] | %1σ | 38Ar(a) [fA] | %1σ | 38Ar(c) [fA] | %1σ | 38Ar(k) [fA] | %1σ | 38Ar(ca) [fA] | %1σ | 38Ar(cl) [fA] | %1σ | 39Ar(k) [fA] | %1σ | 39Ar(ca) [fA] | %1σ | 40Ar(r) [fA] | %1σ | 40Ar(a) [fA] | %1σ | 40Ar(c) [fA] | %1σ | 40Ar(k) [fA] | %1σ | |
|--------------------|--------|--------------|-----------|--------------|-----------|---------------|-----------|---------------|-----------|---------------|-----------|--------------|-----------|--------------|-----------|--------------|-----------|---------------|-----------|---------------|-----------|--------------|-----------|---------------|-----------|--------------|-----------|--------------|-----------|--------------|-----------|--------------|-----------|------|
| 14D26462 | 8.0 % | 0.0080647 | 14.46 | 0.0000000 | 0.00 | 0.0007532 | 80.36 | 0.0000076 | 154.98 | 2.8284 | 80.36 | 0.0015073 | 14.46 | 0.0000000 | 0.00 | 0.0080301 | 5.08 | 0.0002031 | 81.37 | 0.0231999 | 154.99 | 0.66745 | 5.08 | 0.0019109 | 80.37 | 11.7955 | 3.00 | 2.38312 | 14.46 | 0.0000000 | 0.00 | 0.0025517 | 5.73 | |
| 14D26464 | 10.0 % | 0.0330376 | 3.77 | 0.0000000 | 0.00 | 0.0156866 | 3.72 | 0.0000781 | 15.66 | 58.9057 | 3.72 | 0.0061747 | 3.77 | 0.0000000 | 0.00 | 0.1117784 | 0.43 | 0.0042294 | 13.35 | 0.2376775 | 15.68 | 9.29086 | 0.40 | 0.0397967 | 3.95 | 146.1851 | 0.26 | 9.76260 | 3.77 | 0.0000000 | 0.00 | 0.0355190 | 2.69 | |
| 14D26465 | 11.0 % | ✓ 0.0216804 | 5.63 | 0.0000000 | 0.00 | 0.0149901 | 4.03 | 0.0000656 | 19.41 | 56.2904 | 4.03 | 0.0040521 | 5.63 | 0.0000000 | 0.00 | 0.1069439 | 0.43 | 0.0040417 | 13.44 | 0.1997907 | 19.43 | 8.88903 | 0.40 | 0.0380298 | 4.24 | 135.8166 | 0.27 | 6.40655 | 5.63 | 0.0000000 | 0.00 | 0.0339828 | 2.69 | |
| 14D26467 | 12.0 % | ✓ 0.0626029 | 2.26 | 0.0000000 | 0.00 | 0.0375411 | 1.84 | 0.0001827 | 6.78 | 140.9729 | 1.84 | 0.0117005 | 2.26 | 0.0000000 | 0.00 | 0.2724383 | 0.24 | 0.0101219 | 12.95 | 0.5560822 | 6.84 | 22.64469 | 0.17 | 0.0952413 | 2.26 | 348.8065 | 0.12 | 18.49916 | 2.26 | 0.0000000 | 0.00 | 0.0865707 | 2.67 | |
| 14D26468 | 13.0 % | ✓ 0.0232320 | 5.57 | 0.0000000 | 0.00 | 0.0289854 | 2.22 | 0.0001310 | 8.96 | 108.8448 | 2.22 | 0.0043421 | 5.57 | 0.0000000 | 0.00 | 0.2037039 | 0.28 | 0.0078151 | 13.01 | 0.3987224 | 9.01 | 16.93158 | 0.23 | 0.0735356 | 2.58 | 260.1242 | 0.15 | 6.86505 | 5.57 | 0.0000000 | 0.00 | 0.0647294 | 2.67 | |
| 14D26470 | 14.0 % | ✓ 0.0595816 | 2.30 | 0.0000000 | 0.00 | 0.0476024 | 1.42 | 0.0002385 | 5.25 | 178.7548 | 1.41 | 0.0111358 | 2.30 | 0.0000000 | 0.00 | 0.3326692 | 0.22 | 0.0128346 | 12.90 | 0.7256355 | 5.33 | 27.65100 | 0.15 | 0.1207667 | 1.93 | 424.0095 | 0.10 | 17.60636 | 2.30 | 0.0000000 | 0.00 | 0.1057098 | 2.66 | |
| 14D26471 | 15.0 % | ✓ 0.0541523 | 2.46 | 0.0000000 | 0.00 | 0.0312108 | 2.14 | 0.0001367 | 8.86 | 117.2018 | 2.13 | 0.0101211 | 2.46 | 0.0000000 | 0.00 | 0.2170726 | 0.27 | 0.0084151 | 13.00 | 0.4158096 | 8.91 | 18.04277 | 0.22 | 0.0791815 | 2.51 | 278.9068 | 0.14 | 16.00199 | 2.46 | 0.0000000 | 0.00 | 0.0689775 | 2.67 | |
| 14D26473 | 16.0 % | ✓ 0.0401523 | 3.32 | 0.0000000 | 0.00 | 0.0289563 | 2.18 | 0.0001299 | 9.79 | 108.7357 | 2.18 | 0.0075045 | 3.32 | 0.0000000 | 0.00 | 0.2021027 | 0.27 | 0.0078072 | 13.00 | 0.3950985 | 9.83 | 16.79850 | 0.22 | 0.0734619 | 2.55 | 257.9858 | 0.16 | 11.86500 | 3.32 | 0.0000000 | 0.00 | 0.0642206 | 2.67 | |
| 14D26474 | 17.0 % | ✓ 0.0507886 | 2.84 | 0.0000000 | 0.00 | 0.0473719 | 1.43 | 0.0001921 | 6.28 | 177.8893 | 1.42 | 0.0094924 | 2.84 | 0.0000000 | 0.00 | 0.3253021 | 0.22 | 0.0127725 | 12.90 | 0.5845182 | 6.35 | 27.03866 | 0.15 | 0.1201820 | 1.94 | 415.3994 | 0.10 | 15.00802 | 2.84 | 0.0000000 | 0.00 | 0.1033688 | 2.66 | |
| 14D26476 | 18.0 % | ✓ 0.0271413 | 5.11 | 0.0000000 | 0.00 | 0.0513563 | 1.32 | 0.0002121 | 6.06 | 192.8514 | 1.31 | 0.0050727 | 5.11 | 0.0000000 | 0.00 | 0.3472622 | 0.22 | 0.0138467 | 12.89 | 0.6452124 | 6.12 | 28.86395 | 0.15 | 0.1302904 | 1.86 | 444.3193 | 0.09 | 8.02025 | 5.11 | 0.0000000 | 0.00 | 0.1103469 | 2.66 | |
| 14D26477 | 19.0 % | ✓ 0.0229562 | 5.34 | 0.0000000 | 0.00 | 0.0251221 | 2.56 | 0.0000997 | 12.45 | 94.3375 | 2.56 | 0.0042905 | 5.34 | 0.0000000 | 0.00 | 0.1647758 | 0.32 | 0.0067734 | 13.07 | 0.3032664 | 12.48 | 13.69593 | 0.28 | 0.0637344 | 2.88 | 210.5689 | 0.18 | 6.78357 | 5.34 | 0.0000000 | 0.00 | 0.0523596 | 2.67 | |
| 14D26479 | 20.0 % | ✓ 0.0040810 | 27.47 | 0.0000000 | 0.00 | 0.0049952 | 12.24 | 0.0000183 | 66.17 | 18.7578 | 12.24 | 0.0007627 | 27.47 | 0.0000000 | 0.00 | 0.0326995 | 1.27 | 0.0013468 | 17.72 | 0.0555245 | 66.17 | 2.71793 | 1.26 | 0.0126727 | 12.31 | 41.2509 | 0.83 | 1.20593 | 27.47 | 0.0000000 | 0.00 | 0.0103907 | 2.94 | |
| 14D26480 | 21.0 % | ✓ 0.0007291 | 150.12 | 0.0000000 | 0.00 | 0.0013625 | 44.57 | 0.0000000 | 0.00 | 5.1164 | 44.57 | 0.0001363 | 150.12 | 0.0000000 | 0.00 | 0.0068673 | 6.82 | 0.0003674 | 46.38 | 0.0000000 | 0.00 | 0.57080 | 6.82 | 0.0034567 | 44.59 | 8.7145 | 3.82 | 0.21544 | 150.12 | 0.0000000 | 0.00 | 0.0021822 | 7.32 | |
| 14D26482 | 22.0 % | ✓ 0.0024045 | 47.26 | 0.0000000 | 0.00 | 0.0018421 | 34.90 | 0.0000000 | 0.00 | 6.9173 | 34.90 | 0.0004494 | 47.26 | 0.0000000 | 0.00 | 0.0096612 | 4.20 | 0.0004967 | 37.18 | 0.0000000 | 0.00 | 0.80303 | 4.19 | 0.0046733 | 34.92 | 11.4238 | 3.02 | 0.71052 | 47.26 | 0.0000000 | 0.00 | 0.0030700 | 4.97 | |
| 14D26483 | 23.0 % | ✓ 0.0026247 | 41.43 | 0.0000000 | 0.00 | 0.0013422 | 44.99 | 0.0000091 | 140.09 | 5.0402 | 44.99 | 0.0004906 | 41.43 | 0.0000000 | 0.00 | 0.0057843 | 7.81 | 0.0003619 | 46.78 | 0.0275873 | 140.09 | 0.48079 | 7.80 | 0.0034052 | 45.01 | 7.2813 | 4.54 | 0.77561 | 41.43 | 0.0000000 | 0.00 | 0.0018380 | 8.25 | |
| 14D26485 | 24.0 % | ✓ 0.0029803 | 36.66 | 0.0000000 | 0.00 | 0.0004928 | 121.61 | 0.0000086 | 139.43 | 1.8507 | 121.61 | 0.0005570 | 36.66 | 0.0000000 | 0.00 | 0.0108797 | 3.71 | 0.0001329 | 122.28 | 0.0260034 | 139.43 | 0.90431 | 3.71 | 0.0012503 | 121.62 | 13.3415 | 2.49 | 0.88069 | 36.66 | 0.0000000 | 0.00 | 0.0034572 | 4.56 | |
| | | Σ | 0.4162093 | 1.20 | 0.0000000 | 0.00 | 0.3396111 | 0.75 | 0.0015099 | 3.05 | 1275.2952 | 0.75 | 0.0777895 | 1.20 | 0.0000000 | 0.00 | 2.3579712 | 0.09 | 0.0915662 | 4.26 | 4.5941285 | 3.07 | 195.99129 | 0.08 | 0.8615894 | 0.86 | 3015.9294 | 0.05 | 122.98984 | 1.20 | 0.0000000 | 0.00 | 0.7492747 | 0.87 |
| | | Σ | | | | | | 0.7573303 | 0.74 | 1275.2952 | 0.75 | | | | | | | | | 7.1214553 | 1.98 | | | 196.85287 | 0.08 | | | | | | | 3139.6685 | 0.07 | |

| Additional Parameters | | 40Ar/39Ar | 1σ | 37Ar/39Ar | 1σ | 36Ar/39Ar | 1σ | Time (days) | 37Ar (decay) | 39Ar (decay) | 40Ar (moles) |
|-----------------------|----------|-----------|----------|-----------|----------|-----------|----------|-------------|--------------|--------------|--------------|
| 14D26462 | 8.0 % | 21.186197 | 1.077709 | 4.225570 | 3.402248 | 0.013185 | 0.001631 | 202.305 | 54.510514 | 1.00142937 | 6.807E-13 |
| 14D26464 | 10.0 % | 16.717277 | 0.066893 | 6.313131 | 0.236069 | 0.005230 | 0.000120 | 202.322 | 54.529210 | 1.00142949 | 7.487E-12 |
| 14D26465 | 11.0 % ✓ | 15.935495 | 0.064740 | 6.305594 | 0.255221 | 0.004115 | 0.000120 | 202.331 | 54.538186 | 1.00142955 | 6.828E-12 |
| 14D26467 | 12.0 % ✓ | 16.156258 | 0.028202 | 6.199355 | 0.114351 | 0.004412 | 0.000055 | 202.348 | 54.556891 | 1.00142967 | 1.763E-11 |
| 14D26468 | 13.0 % ✓ | 15.704329 | 0.035514 | 6.400711 | 0.142658 | 0.003078 | 0.000066 | 202.357 | 54.566621 | 1.00142973 | 1.282E-11 |
| 14D26470 | 14.0 % ✓ | 15.905415 | 0.024588 | 6.436564 | 0.091381 | 0.003868 | 0.000043 | 202.374 | 54.585336 | 1.00142986 | 2.120E-11 |
| 14D26471 | 15.0 % ✓ | 16.277368 | 0.035152 | 6.467390 | 0.138437 | 0.004718 | 0.000064 | 202.383 | 54.594321 | 1.00142992 | 1.416E-11 |
| 14D26473 | 16.0 % ✓ | 15.997851 | 0.035272 | 6.444761 | 0.141066 | 0.004104 | 0.000070 | 202.400 | 54.613046 | 1.00143004 | 1.296E-11 |
| 14D26474 | 17.0 % ✓ | 15.851588 | 0.024640 | 6.549960 | 0.093867 | 0.003621 | 0.000047 | 202.408 | 54.622036 | 1.00143010 | 2.066E-11 |
| 14D26476 | 18.0 % ✓ | 15.604819 | 0.022743 | 6.651371 | 0.087716 | 0.002715 | 0.000042 | 202.426 | 54.640770 | 1.00143022 | 2.172E-11 |
| 14D26477 | 19.0 % ✓ | 15.800148 | 0.044416 | 6.856089 | 0.176495 | 0.003501 | 0.000076 | 202.435 | 54.650514 | 1.00143028 | 1.044E-11 |
| 14D26479 | 20.0 % ✓ | 15.552288 | 0.196235 | 6.869449 | 0.845015 | 0.003331 | 0.000347 | 202.451 | 54.668508 | 1.00143040 | 2.038E-12 |
| 14D26480 | 21.0 % ✓ | 15.554099 | 1.061853 | 8.909636 | 4.016858 | 0.003642 | 0.001605 | 202.460 | 54.678257 | 1.00143046 | 4.287E-13 |
| 14D26482 | 22.0 % ✓ | 15.027149 | 0.633582 | 8.564192 | 3.010046 | 0.005258 | 0.001181 | 202.478 | 54.697010 | 1.00143059 | 5.826E-13 |
| 14D26483 | 23.0 % ✓ | 16.643694 | 1.298638 | 10.409558 | 4.751731 | 0.008212 | 0.001973 | 202.486 | 54.706014 | 1.00143065 | 3.868E-13 |
| 14D26485 | 24.0 % ✓ | 15.709317 | 0.587520 | 2.043674 | 2.486423 | 0.003845 | 0.001019 | 202.503 | 54.724777 | 1.00143077 | 6.828E-13 |

| Procedure Blanks | | 36Ar ± 1σ (SE) [fA] | 37Ar ± 1σ (SE) [fA] | 38Ar ± 1σ (SE) [fA] | 39Ar ± 1σ (SE) [fA] | 40Ar ± 1σ (SE) [fA] |
|---------------------|--------|------------------------|------------------------|------------------------|------------------------|------------------------|
| 14D26462 | 8.0 % | 0.0200248 ± 0.0007552 | 0.0319865 ± 0.0284454 | 0.0690847 ± 0.0256862 | 0.0086989 ± 0.0239427 | 5.2962330 ± 0.0729125 |
| 14D26464 | 10.0 % | 0.0200087 ± 0.0007552 | 0.0407192 ± 0.0284454 | 0.0754300 ± 0.0256862 | 0.0034005 ± 0.0239427 | 5.4593808 ± 0.0729125 |
| 14D26465 | 11.0 % | 0.0199793 ± 0.0007552 | 0.0394867 ± 0.0284454 | 0.0787752 ± 0.0256862 | 0.0008988 ± 0.0239427 | 5.5177455 ± 0.0729125 |
| 14D26467 | 12.0 % | 0.0199011 ± 0.0007552 | 0.0305575 ± 0.0284454 | 0.0849223 ± 0.0256862 | 0.0110895 ± 0.0239427 | 5.6057479 ± 0.0729125 |
| 14D26468 | 13.0 % | 0.0198609 ± 0.0007552 | 0.0242953 ± 0.0284454 | 0.0872172 ± 0.0256862 | 0.0162003 ± 0.0239427 | 5.6368159 ± 0.0729125 |
| 14D26470 | 14.0 % | 0.0198004 ± 0.0007552 | 0.0126038 ± 0.0284454 | 0.0891643 ± 0.0256862 | 0.0240908 ± 0.0239427 | 5.6757256 ± 0.0729125 |
| 14D26471 | 15.0 % | 0.0197825 ± 0.0007552 | 0.0081278 ± 0.0284454 | 0.0888187 ± 0.0256862 | 0.0265650 ± 0.0239427 | 5.6872509 ± 0.0729125 |
| 14D26473 | 16.0 % | 0.0197703 ± 0.0007552 | 0.0028699 ± 0.0284454 | 0.0854741 ± 0.0256862 | 0.0283890 ± 0.0239427 | 5.7026194 ± 0.0729125 |
| 14D26474 | 17.0 % | 0.0197747 ± 0.0007552 | 0.0026406 ± 0.0284454 | 0.0827641 ± 0.0256862 | 0.0276111 ± 0.0239427 | 5.7080613 ± 0.0729125 |
| 14D26476 | 18.0 % | 0.0197937 ± 0.0007552 | 0.0070463 ± 0.0284454 | 0.0755941 ± 0.0256862 | 0.0228539 ± 0.0239427 | 5.7207809 ± 0.0729125 |
| 14D26477 | 19.0 % | 0.0198010 ± 0.0007552 | 0.0116412 ± 0.0284454 | 0.0715463 ± 0.0256862 | 0.0190343 ± 0.0239427 | 5.7302810 ± 0.0729125 |
| 14D26479 | 20.0 % | 0.0197865 ± 0.0007552 | 0.0228210 ± 0.0284454 | 0.0649546 ± 0.0256862 | 0.0107315 ± 0.0239427 | 5.7573900 ± 0.0729125 |
| 14D26480 | 21.0 % | 0.0197503 ± 0.0007552 | 0.0293670 ± 0.0284454 | 0.0626531 ± 0.0256862 | 0.0062581 ± 0.0239427 | 5.7789934 ± 0.0729125 |
| 14D26482 | 22.0 % | 0.0195855 ± 0.0007552 | 0.0397153 ± 0.0284454 | 0.0630546 ± 0.0256862 | 0.0001083 ± 0.0239427 | 5.8380165 ± 0.0729125 |
| 14D26483 | 23.0 % | 0.0194446 ± 0.0007552 | 0.0421171 ± 0.0284454 | 0.0665204 ± 0.0256862 | 0.0011194 ± 0.0239427 | 5.8757899 ± 0.0729125 |
| 14D26485 | 24.0 % | 0.0189712 ± 0.0007552 | 0.0370443 ± 0.0284454 | 0.0835592 ± 0.0256862 | 0.0040740 ± 0.0239427 | 5.9770193 ± 0.0729125 |

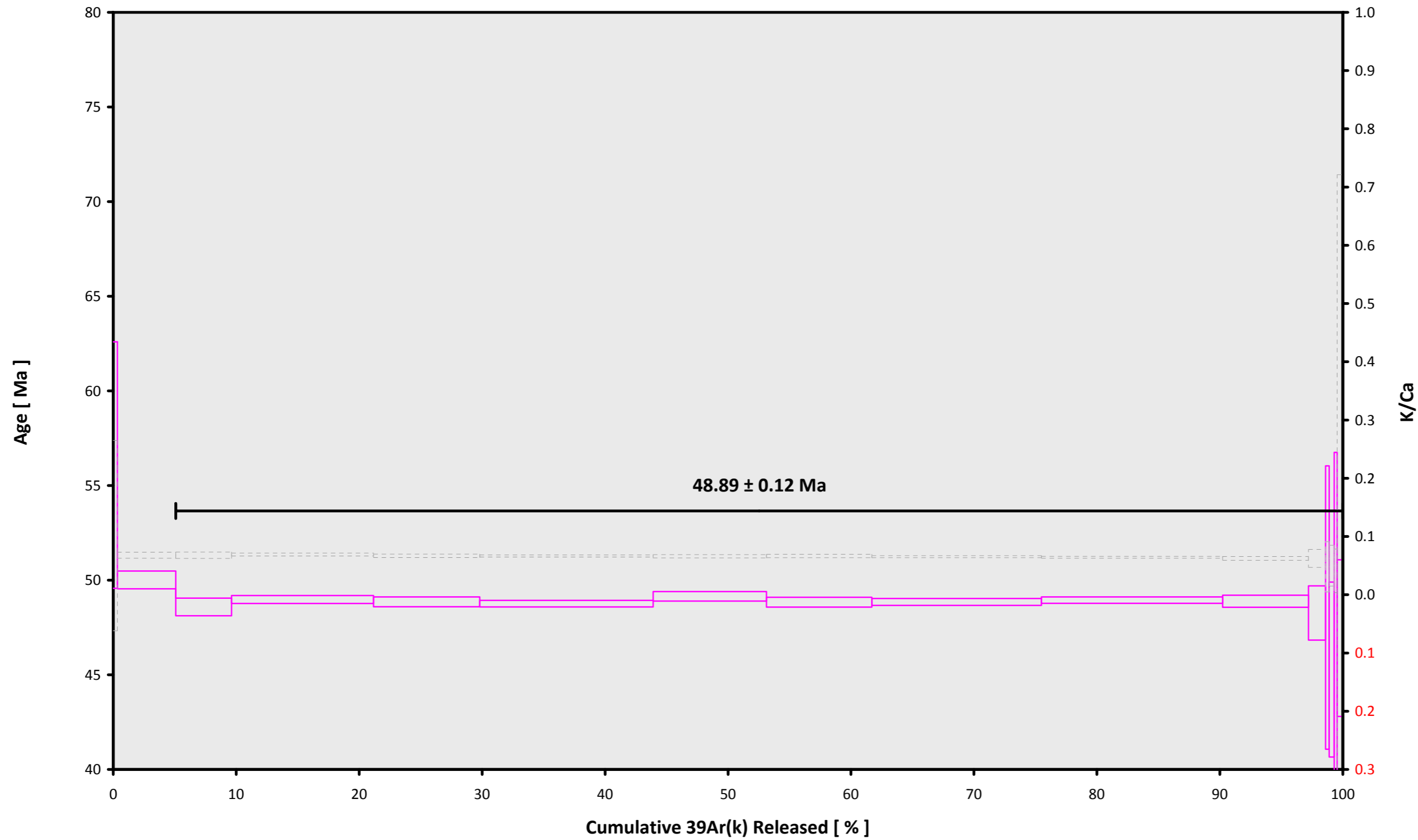
| Intercept Values | | 36Ar ± 1σ (SE) [fA] | r2 | Regression (type,n) | 37Ar ± 1σ (SE) [fA] | r2 | Regression (type,n) | 38Ar ± 1σ (SE) [fA] | r2 | Regression (type,n) | 39Ar ± 1σ (SE) [fA] | r2 | Regression (type,n) | 40Ar ± 1σ (SE) [fA] | r2 | Regression (type,n) |
|------------------|--------|-----------------------|--------|---------------------|-----------------------|--------|---------------------|-----------------------|--------|---------------------|------------------------|--------|---------------------|-----------------------|--------|---------------------|
| 14D26462 | 8.0 % | 0.0284670 ± 0.0005809 | 0.9214 | EXP 150 of 150 | 0.0188147 ± 0.0292783 | 0.0043 | EXP 150 of 150 | 0.0366047 ± 0.0244284 | 0.0015 | EXP 150 of 150 | 0.6724393 ± 0.0235142 | 0.0685 | EXP 149 of 150 | 19.513594 ± 0.030414 | 0.9998 | EXP 150 of 150 |
| 14D26464 | 10.0 % | 0.0666916 ± 0.0007211 | 0.8659 | EXP 149 of 150 | 1.0169213 ± 0.0263839 | 0.0318 | EXP 150 of 150 | 0.2794003 ± 0.0260939 | 0.0010 | EXP 150 of 150 | 9.2557410 ± 0.0271439 | 0.7996 | EXP 150 of 150 | 161.840710 ± 0.032328 | 0.9994 | EXP 150 of 150 |
| 14D26465 | 11.0 % | 0.0551201 ± 0.0006700 | 0.8568 | EXP 150 of 150 | 0.9710309 ± 0.0284537 | 0.0329 | EXP 150 of 150 | 0.2316529 ± 0.0282495 | 0.0002 | EXP 150 of 150 | 8.8512297 ± 0.0256698 | 0.7871 | EXP 150 of 150 | 148.137944 ± 0.037947 | 0.9990 | EXP 150 of 150 |
| 14D26467 | 12.0 % | 0.1158710 ± 0.0008715 | 0.7116 | EXP 150 of 150 | 2.4993012 ± 0.0333683 | 0.0846 | EXP 150 of 150 | 0.7535356 ± 0.0262980 | 0.0065 | EXP 150 of 150 | 22.5379703 ± 0.0267849 | 0.9656 | EXP 150 of 150 | 373.935696 ± 0.053621 | 0.5717 | EXP 150 of 150 |
| 14D26468 | 13.0 % | 0.0699360 ± 0.0007498 | 0.8095 | EXP 150 of 150 | 1.9286541 ± 0.0304263 | 0.1620 | EXP 150 of 150 | 0.5187764 ± 0.0237901 | 0.0035 | EXP 149 of 150 | 16.8461787 ± 0.0268925 | 0.9321 | EXP 150 of 150 | 273.372399 ± 0.047944 | 0.9811 | EXP 150 of 150 |
| 14D26470 | 14.0 % | 0.1225579 ± 0.0008063 | 0.7026 | EXP 150 of 150 | 3.1936056 ± 0.0293204 | 0.3234 | EXP 150 of 150 | 0.9779842 ± 0.0265312 | 0.0891 | EXP 150 of 150 | 27.5145665 ± 0.0294602 | 0.9734 | EXP 150 of 150 | 448.524727 ± 0.052561 | 0.9927 | EXP 150 of 150 |
| 14D26471 | 15.0 % | 0.1015693 ± 0.0007694 | 0.7185 | EXP 150 of 150 | 2.0936986 ± 0.0321237 | 0.0766 | EXP 150 of 150 | 0.5534949 ± 0.0253512 | 0.0005 | EXP 150 of 150 | 17.9432744 ± 0.0275359 | 0.9426 | EXP 150 of 150 | 301.417883 ± 0.052364 | 0.3740 | EXP 149 of 150 |
| 14D26473 | 16.0 % | 0.0860020 ± 0.0008092 | 0.6826 | EXP 150 of 150 | 1.9464633 ± 0.0292096 | 0.1026 | EXP 150 of 150 | 0.5184780 ± 0.0279293 | 0.0071 | EXP 150 of 150 | 16.7019433 ± 0.0251616 | 0.9437 | EXP 150 of 150 | 276.306608 ± 0.047224 | 0.4378 | EXP 150 of 150 |
| 14D26474 | 17.0 % | 0.1138562 ± 0.0009204 | 0.6406 | EXP 150 of 150 | 3.1859021 ± 0.0296618 | 0.2908 | EXP 150 of 150 | 0.8362936 ± 0.0248455 | 0.0074 | EXP 149 of 150 | 26.9032572 ± 0.0286719 | 0.9728 | EXP 150 of 150 | 437.317695 ± 0.053676 | 0.9947 | EXP 149 of 150 |
| 14D26476 | 18.0 % | 0.0950853 ± 0.0008540 | 0.7195 | EXP 150 of 150 | 3.4484966 ± 0.0283228 | 0.3159 | EXP 150 of 150 | 0.9216640 ± 0.0280086 | 0.0538 | EXP 150 of 150 | 28.7280015 ± 0.0279124 | 0.9764 | EXP 150 of 150 | 459.325511 ± 0.053578 | 0.9966 | EXP 150 of 150 |
| 14D26477 | 19.0 % | 0.0658868 ± 0.0006398 | 0.8008 | EXP 150 of 150 | 1.6784120 ± 0.0309224 | 0.1491 | EXP 150 of 150 | 0.4008635 ± 0.0267608 | 0.0045 | EXP 150 of 150 | 13.6251308 ± 0.0280446 | 0.8913 | EXP 150 of 150 | 223.689993 ± 0.042596 | 0.9476 | EXP 150 of 150 |
| 14D26479 | 20.0 % | 0.0284860 ± 0.0004866 | 0.8620 | EXP 150 of 150 | 0.3131129 ± 0.0296099 | 0.0049 | EXP 149 of 150 | 0.0241164 ± 0.0255294 | 0.0059 | EXP 149 of 150 | 2.6969523 ± 0.0237731 | 0.2213 | EXP 149 of 150 | 48.332952 ± 0.031591 | 0.9988 | EXP 150 of 150 |
| 14D26480 | 21.0 % | 0.0217510 ± 0.0004338 | 0.8762 | EXP 150 of 150 | 0.0622474 ± 0.0292930 | 0.0032 | EXP 149 of 150 | 0.0605256 ± 0.0261672 | 0.0007 | EXP 150 of 150 | 0.5631802 ± 0.0302150 | 0.0011 | EXP 150 of 150 | 14.733873 ± 0.028985 | 0.9992 | EXP 150 of 150 |
| 14D26482 | 22.0 % | 0.0236476 ± 0.0004828 | 0.8386 | EXP 150 of 150 | 0.0841023 ± 0.0325193 | 0.0001 | EXP 150 of 150 | 0.0645933 ± 0.0278115 | 0.0042 | EXP 150 of 150 | 0.8010266 ± 0.0232308 | 0.0008 | EXP 150 of 150 | 18.006405 ± 0.030713 | 0.9990 | EXP 150 of 150 |
| 14D26483 | 23.0 % | 0.0232480 ± 0.0004215 | 0.8716 | EXP 149 of 150 | 0.0480867 ± 0.0289351 | 0.0002 | EXP 150 of 150 | 0.0327747 ± 0.0281381 | 0.0015 | EXP 150 of 150 | 0.4812462 ± 0.0284371 | 0.0224 | EXP 150 of 150 | 13.955094 ± 0.027257 | 0.9992 | EXP 150 of 150 |
| 14D26485 | 24.0 % | 0.0223017 ± 0.0004392 | 0.8563 | EXP 150 of 150 | 0.0039347 ± 0.0284957 | 0.0723 | EXP 150 of 150 | 0.0465114 ± 0.0248562 | 0.0037 | EXP 150 of 150 | 0.8938809 ± 0.0230031 | 0.0061 | EXP 150 of 150 | 20.239010 ± 0.031711 | 0.9987 | EXP 150 of 150 |

| Project Info | | Analyst | Irradiation | X-pos | Y-pos | Z/H-pos | Project | Experiment | Nmb |
|--------------|--------|--------------|-------------|-------|-------|---------|-------------------------------------|------------|-----|
| 14D26462 | 8.0 % | Kevin Konrad | 14-OSU-02 | 0.00 | 0.00 | 21.40 | French Polynesia\Rurutu (13-INT-08) | 14D26460 | 01 |
| 14D26464 | 10.0 % | Kevin Konrad | 14-OSU-02 | 0.00 | 0.00 | 21.40 | French Polynesia\Rurutu (13-INT-08) | 14D26460 | 01 |
| 14D26465 | 11.0 % | Kevin Konrad | 14-OSU-02 | 0.00 | 0.00 | 21.40 | French Polynesia\Rurutu (13-INT-08) | 14D26460 | 01 |
| 14D26467 | 12.0 % | Kevin Konrad | 14-OSU-02 | 0.00 | 0.00 | 21.40 | French Polynesia\Rurutu (13-INT-08) | 14D26460 | 01 |
| 14D26468 | 13.0 % | Kevin Konrad | 14-OSU-02 | 0.00 | 0.00 | 21.40 | French Polynesia\Rurutu (13-INT-08) | 14D26460 | 01 |
| 14D26470 | 14.0 % | Kevin Konrad | 14-OSU-02 | 0.00 | 0.00 | 21.40 | French Polynesia\Rurutu (13-INT-08) | 14D26460 | 01 |
| 14D26471 | 15.0 % | Kevin Konrad | 14-OSU-02 | 0.00 | 0.00 | 21.40 | French Polynesia\Rurutu (13-INT-08) | 14D26460 | 01 |
| 14D26473 | 16.0 % | Kevin Konrad | 14-OSU-02 | 0.00 | 0.00 | 21.40 | French Polynesia\Rurutu (13-INT-08) | 14D26460 | 01 |
| 14D26474 | 17.0 % | Kevin Konrad | 14-OSU-02 | 0.00 | 0.00 | 21.40 | French Polynesia\Rurutu (13-INT-08) | 14D26460 | 01 |
| 14D26476 | 18.0 % | Kevin Konrad | 14-OSU-02 | 0.00 | 0.00 | 21.40 | French Polynesia\Rurutu (13-INT-08) | 14D26460 | 01 |
| 14D26477 | 19.0 % | Kevin Konrad | 14-OSU-02 | 0.00 | 0.00 | 21.40 | French Polynesia\Rurutu (13-INT-08) | 14D26460 | 01 |
| 14D26479 | 20.0 % | Kevin Konrad | 14-OSU-02 | 0.00 | 0.00 | 21.40 | French Polynesia\Rurutu (13-INT-08) | 14D26460 | 01 |
| 14D26480 | 21.0 % | Kevin Konrad | 14-OSU-02 | 0.00 | 0.00 | 21.40 | French Polynesia\Rurutu (13-INT-08) | 14D26460 | 01 |
| 14D26482 | 22.0 % | Kevin Konrad | 14-OSU-02 | 0.00 | 0.00 | 21.40 | French Polynesia\Rurutu (13-INT-08) | 14D26460 | 01 |
| 14D26483 | 23.0 % | Kevin Konrad | 14-OSU-02 | 0.00 | 0.00 | 21.40 | French Polynesia\Rurutu (13-INT-08) | 14D26460 | 01 |
| 14D26485 | 24.0 % | Kevin Konrad | 14-OSU-02 | 0.00 | 0.00 | 21.40 | French Polynesia\Rurutu (13-INT-08) | 14D26460 | 01 |

| Sample Parameters | Sample | Material | Location | Standard Name | Standard (in Ma) | %1σ | Standard Reference | Standard 40Ar/39Ar | %1σ | J | %1σ | Air 40Ar/36Ar | %1σ | MDF (lin) | %1σ | Volume Ratio | Sensitivity (mol/volt) | Day | Month | Year | Hour | Min | Resist | |
|-------------------|--------|---------------|------------|----------------|------------------|--------|--------------------|---------------------|---------|-------|------------|---------------|---------|-----------|-----------|--------------|------------------------|---------|-------|------|------|-----|--------|---|
| 14D26462 | 8.0 % | RR1310-D18-07 | Hornblende | Rurutu Hotspot | FCT-NM (2A16-14) | 28.201 | 0.082 | Kuiper et al (2008) | 8.81817 | 0.095 | 0.00178239 | 0.095 | 303.988 | 0.137 | 0.9930104 | 0.067 | 1 | 4.8E-14 | 2 | OCT | 2014 | 22 | 28 | 1 |
| 14D26464 | 10.0 % | RR1310-D18-07 | Hornblende | Rurutu Hotspot | FCT-NM (2A16-14) | 28.201 | 0.082 | Kuiper et al (2008) | 8.81817 | 0.095 | 0.00178239 | 0.095 | 303.988 | 0.137 | 0.9930104 | 0.067 | 1 | 4.8E-14 | 2 | OCT | 2014 | 22 | 53 | 1 |
| 14D26465 | 11.0 % | RR1310-D18-07 | Hornblende | Rurutu Hotspot | FCT-NM (2A16-14) | 28.201 | 0.082 | Kuiper et al (2008) | 8.81817 | 0.095 | 0.00178239 | 0.095 | 303.988 | 0.137 | 0.9930104 | 0.067 | 1 | 4.8E-14 | 2 | OCT | 2014 | 23 | 5 | 1 |
| 14D26467 | 12.0 % | RR1310-D18-07 | Hornblende | Rurutu Hotspot | FCT-NM (2A16-14) | 28.201 | 0.082 | Kuiper et al (2008) | 8.81817 | 0.095 | 0.00178239 | 0.095 | 303.988 | 0.137 | 0.9930104 | 0.067 | 1 | 4.8E-14 | 2 | OCT | 2014 | 23 | 30 | 1 |
| 14D26468 | 13.0 % | RR1310-D18-07 | Hornblende | Rurutu Hotspot | FCT-NM (2A16-14) | 28.201 | 0.082 | Kuiper et al (2008) | 8.81817 | 0.095 | 0.00178239 | 0.095 | 303.988 | 0.137 | 0.9930104 | 0.067 | 1 | 4.8E-14 | 2 | OCT | 2014 | 23 | 43 | 1 |
| 14D26470 | 14.0 % | RR1310-D18-07 | Hornblende | Rurutu Hotspot | FCT-NM (2A16-14) | 28.201 | 0.082 | Kuiper et al (2008) | 8.81817 | 0.095 | 0.00178239 | 0.095 | 303.988 | 0.137 | 0.9930104 | 0.067 | 1 | 4.8E-14 | 3 | OCT | 2014 | 0 | 8 | 1 |
| 14D26471 | 15.0 % | RR1310-D18-07 | Hornblende | Rurutu Hotspot | FCT-NM (2A16-14) | 28.201 | 0.082 | Kuiper et al (2008) | 8.81817 | 0.095 | 0.00178239 | 0.095 | 303.988 | 0.137 | 0.9930104 | 0.067 | 1 | 4.8E-14 | 3 | OCT | 2014 | 0 | 20 | 1 |
| 14D26473 | 16.0 % | RR1310-D18-07 | Hornblende | Rurutu Hotspot | FCT-NM (2A16-14) | 28.201 | 0.082 | Kuiper et al (2008) | 8.81817 | 0.095 | 0.00178239 | 0.095 | 303.988 | 0.137 | 0.9930104 | 0.067 | 1 | 4.8E-14 | 3 | OCT | 2014 | 0 | 45 | 1 |
| 14D26474 | 17.0 % | RR1310-D18-07 | Hornblende | Rurutu Hotspot | FCT-NM (2A16-14) | 28.201 | 0.082 | Kuiper et al (2008) | 8.81817 | 0.095 | 0.00178239 | 0.095 | 303.988 | 0.137 | 0.9930104 | 0.067 | 1 | 4.8E-14 | 3 | OCT | 2014 | 0 | 57 | 1 |
| 14D26476 | 18.0 % | RR1310-D18-07 | Hornblende | Rurutu Hotspot | FCT-NM (2A16-14) | 28.201 | 0.082 | Kuiper et al (2008) | 8.81817 | 0.095 | 0.00178239 | 0.095 | 303.988 | 0.137 | 0.9930104 | 0.067 | 1 | 4.8E-14 | 3 | OCT | 2014 | 1 | 22 | 1 |
| 14D26477 | 19.0 % | RR1310-D18-07 | Hornblende | Rurutu Hotspot | FCT-NM (2A16-14) | 28.201 | 0.082 | Kuiper et al (2008) | 8.81817 | 0.095 | 0.00178239 | 0.095 | 303.988 | 0.137 | 0.9930104 | 0.067 | 1 | 4.8E-14 | 3 | OCT | 2014 | 1 | 35 | 1 |
| 14D26479 | 20.0 % | RR1310-D18-07 | Hornblende | Rurutu Hotspot | FCT-NM (2A16-14) | 28.201 | 0.082 | Kuiper et al (2008) | 8.81817 | 0.095 | 0.00178239 | 0.095 | 303.988 | 0.137 | 0.9930104 | 0.067 | 1 | 4.8E-14 | 3 | OCT | 2014 | 1 | 59 | 1 |
| 14D26480 | 21.0 % | RR1310-D18-07 | Hornblende | Rurutu Hotspot | FCT-NM (2A16-14) | 28.201 | 0.082 | Kuiper et al (2008) | 8.81817 | 0.095 | 0.00178239 | 0.095 | 303.988 | 0.137 | 0.9930104 | 0.067 | 1 | 4.8E-14 | 3 | OCT | 2014 | 2 | 12 | 1 |
| 14D26482 | 22.0 % | RR1310-D18-07 | Hornblende | Rurutu Hotspot | FCT-NM (2A16-14) | 28.201 | 0.082 | Kuiper et al (2008) | 8.81817 | 0.095 | 0.00178239 | 0.095 | 303.988 | 0.137 | 0.9930104 | 0.067 | 1 | 4.8E-14 | 3 | OCT | 2014 | 2 | 37 | 1 |
| 14D26483 | 23.0 % | RR1310-D18-07 | Hornblende | Rurutu Hotspot | FCT-NM (2A16-14) | 28.201 | 0.082 | Kuiper et al (2008) | 8.81817 | 0.095 | 0.00178239 | 0.095 | 303.988 | 0.137 | 0.9930104 | 0.067 | 1 | 4.8E-14 | 3 | OCT | 2014 | 2 | 49 | 1 |
| 14D26485 | 24.0 % | RR1310-D18-07 | Hornblende | Rurutu Hotspot | FCT-NM (2A16-14) | 28.201 | 0.082 | Kuiper et al (2008) | 8.81817 | 0.095 | 0.00178239 | 0.095 | 303.988 | 0.137 | 0.9930104 | 0.067 | 1 | 4.8E-14 | 3 | OCT | 2014 | 3 | 14 | 1 |

| Irradiation Constants | 40/36(a) | | 40/36(c) | | 38/36(a) | | 38/36(c) | | 39/37(ca) | | 38/37(ca) | | 36/37(ca) | | 40/39(k) | | 38/39(k) | | 36/38(cl) | | K/Ca | | K/Cl | | Ca/Cl | | |
|--------------------------|----------|-------|----------|-------|----------|--------|----------|-------|-----------|----------|-----------|----------|-----------|----------|----------|----------|----------|----------|-----------|-----|------|------|------|-----|-------|-----|---|
| | | %1σ | | %1σ | | %1σ | | %1σ | | %1σ | | %1σ | | %1σ | | %1σ | | %1σ | | %1σ | | %1σ | | %1σ | | %1σ | |
| 14D26462 | 8.0 % | 295.5 | 0 | 0.018 | 35 | 0.1869 | 0 | 1.493 | 3 | 0.000676 | 1.32 | 7.18E-05 | 12.82 | 0.000266 | 0.15 | 0.003823 | 2.66 | 0.012031 | 0.16 | 0 | 0 | 0.43 | 0 | 0 | 0 | 0 | 0 |
| 14D26464 | 10.0 % | 295.5 | 0 | 0.018 | 35 | 0.1869 | 0 | 1.493 | 3 | 0.000676 | 1.32 | 7.18E-05 | 12.82 | 0.000266 | 0.15 | 0.003823 | 2.66 | 0.012031 | 0.16 | 0 | 0 | 0.43 | 0 | 0 | 0 | 0 | 0 |
| 14D26465 | 11.0 % | 295.5 | 0 | 0.018 | 35 | 0.1869 | 0 | 1.493 | 3 | 0.000676 | 1.32 | 7.18E-05 | 12.82 | 0.000266 | 0.15 | 0.003823 | 2.66 | 0.012031 | 0.16 | 0 | 0 | 0.43 | 0 | 0 | 0 | 0 | 0 |
| 14D26467 | 12.0 % | 295.5 | 0 | 0.018 | 35 | 0.1869 | 0 | 1.493 | 3 | 0.000676 | 1.32 | 7.18E-05 | 12.82 | 0.000266 | 0.15 | 0.003823 | 2.66 | 0.012031 | 0.16 | 0 | 0 | 0.43 | 0 | 0 | 0 | 0 | 0 |
| 14D26468 | 13.0 % | 295.5 | 0 | 0.018 | 35 | 0.1869 | 0 | 1.493 | 3 | 0.000676 | 1.32 | 7.18E-05 | 12.82 | 0.000266 | 0.15 | 0.003823 | 2.66 | 0.012031 | 0.16 | 0 | 0 | 0.43 | 0 | 0 | 0 | 0 | 0 |
| 14D26470 | 14.0 % | 295.5 | 0 | 0.018 | 35 | 0.1869 | 0 | 1.493 | 3 | 0.000676 | 1.32 | 7.18E-05 | 12.82 | 0.000266 | 0.15 | 0.003823 | 2.66 | 0.012031 | 0.16 | 0 | 0 | 0.43 | 0 | 0 | 0 | 0 | 0 |
| 14D26471 | 15.0 % | 295.5 | 0 | 0.018 | 35 | 0.1869 | 0 | 1.493 | 3 | 0.000676 | 1.32 | 7.18E-05 | 12.82 | 0.000266 | 0.15 | 0.003823 | 2.66 | 0.012031 | 0.16 | 0 | 0 | 0.43 | 0 | 0 | 0 | 0 | 0 |
| 14D26473 | 16.0 % | 295.5 | 0 | 0.018 | 35 | 0.1869 | 0 | 1.493 | 3 | 0.000676 | 1.32 | 7.18E-05 | 12.82 | 0.000266 | 0.15 | 0.003823 | 2.66 | 0.012031 | 0.16 | 0 | 0 | 0.43 | 0 | 0 | 0 | 0 | 0 |
| 14D26474 | 17.0 % | 295.5 | 0 | 0.018 | 35 | 0.1869 | 0 | 1.493 | 3 | 0.000676 | 1.32 | 7.18E-05 | 12.82 | 0.000266 | 0.15 | 0.003823 | 2.66 | 0.012031 | 0.16 | 0 | 0 | 0.43 | 0 | 0 | 0 | 0 | 0 |
| 14D26476 | 18.0 % | 295.5 | 0 | 0.018 | 35 | 0.1869 | 0 | 1.493 | 3 | 0.000676 | 1.32 | 7.18E-05 | 12.82 | 0.000266 | 0.15 | 0.003823 | 2.66 | 0.012031 | 0.16 | 0 | 0 | 0.43 | 0 | 0 | 0 | 0 | 0 |
| 14D26477 | 19.0 % | 295.5 | 0 | 0.018 | 35 | 0.1869 | 0 | 1.493 | 3 | 0.000676 | 1.32 | 7.18E-05 | 12.82 | 0.000266 | 0.15 | 0.003823 | 2.66 | 0.012031 | 0.16 | 0 | 0 | 0.43 | 0 | 0 | 0 | 0 | 0 |
| 14D26479 | 20.0 % | 295.5 | 0 | 0.018 | 35 | 0.1869 | 0 | 1.493 | 3 | 0.000676 | 1.32 | 7.18E-05 | 12.82 | 0.000266 | 0.15 | 0.003823 | 2.66 | 0.012031 | 0.16 | 0 | 0 | 0.43 | 0 | 0 | 0 | 0 | 0 |
| 14D26480 | 21.0 % | 295.5 | 0 | 0.018 | 35 | 0.1869 | 0 | 1.493 | 3 | 0.000676 | 1.32 | 7.18E-05 | 12.82 | 0.000266 | 0.15 | 0.003823 | 2.66 | 0.012031 | 0.16 | 0 | 0 | 0.43 | 0 | 0 | 0 | 0 | 0 |
| 14D26482 | 22.0 % | 295.5 | 0 | 0.018 | 35 | 0.1869 | 0 | 1.493 | 3 | 0.000676 | 1.32 | 7.18E-05 | 12.82 | 0.000266 | 0.15 | 0.003823 | 2.66 | 0.012031 | 0.16 | 0 | 0 | 0.43 | 0 | 0 | 0 | 0 | 0 |
| 14D26483 | 23.0 % | 295.5 | 0 | 0.018 | 35 | 0.1869 | 0 | 1.493 | 3 | 0.000676 | 1.32 | 7.18E-05 | 12.82 | 0.000266 | 0.15 | 0.003823 | 2.66 | 0.012031 | 0.16 | 0 | 0 | 0.43 | 0 | 0 | 0 | 0 | 0 |
| 14D26485 | 24.0 % | 295.5 | 0 | 0.018 | 35 | 0.1869 | 0 | 1.493 | 3 | 0.000676 | 1.32 | 7.18E-05 | 12.82 | 0.000266 | 0.15 | 0.003823 | 2.66 | 0.012031 | 0.16 | 0 | 0 | 0.43 | 0 | 0 | 0 | 0 | 0 |

14D26460.AGE >>> RR1310-D18-07 >>> FRENCH POLYNESIA | RURUTU (13-INT-08) PROJECT



Ar-Ages in Ma

WEIGHTED PLATEAU
 48.89 ± 0.12

TOTAL FUSION
 48.93 ± 0.13

NORMAL ISOCHRON
 49.21 ± 0.34

INVERSE ISOCHRON
 48.81 ± 0.26

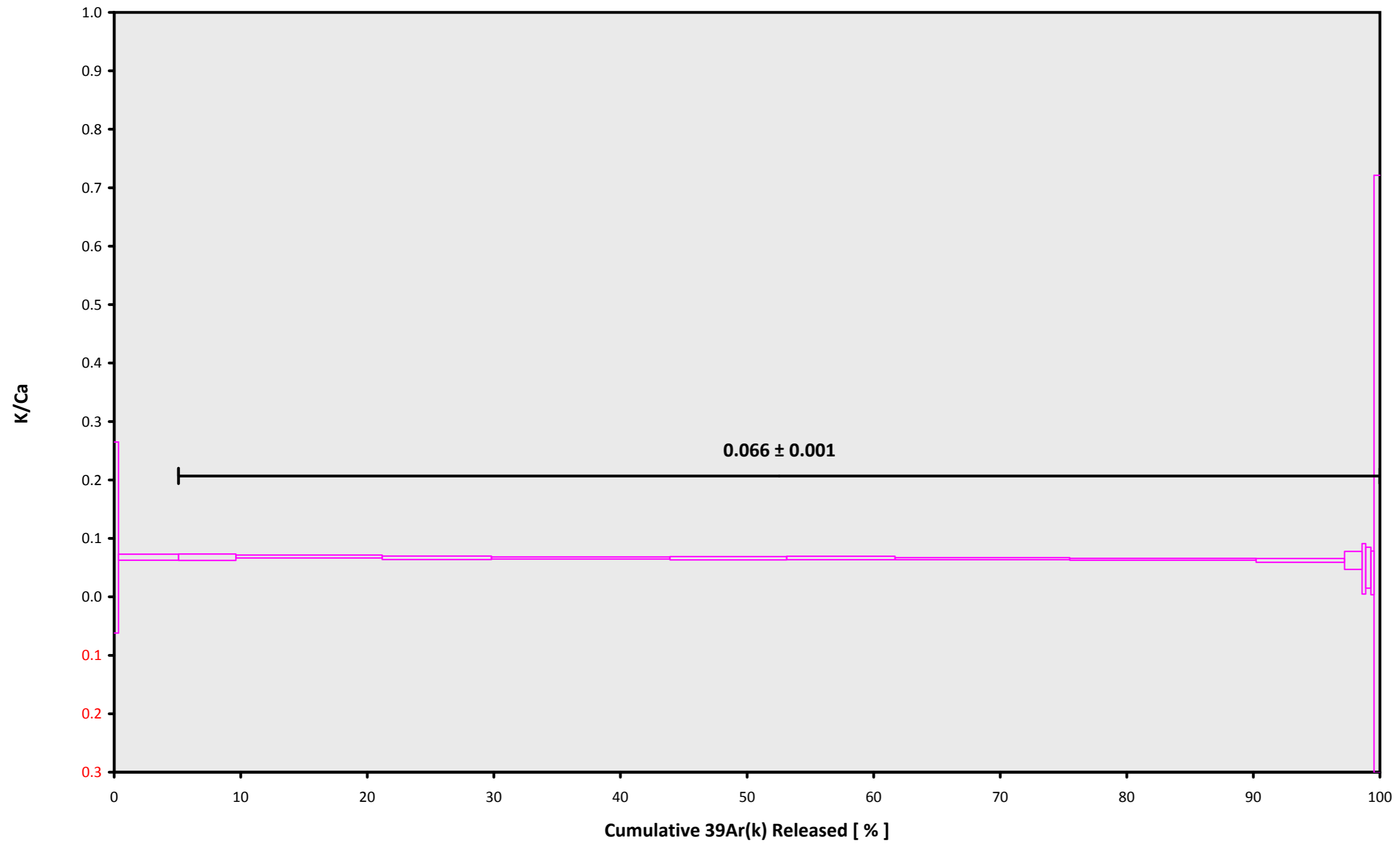
MSWD (PROBABILITY)
1.07 (38%)

Sample Info

Hornblende
Rurutu Hotspot
Kevin Konrad

IRR = 14-OSU-02 (2A16-14)
J = $0.00178239 \pm 0.00000169$

14D26460.AGE >>> RR1310-D18-07 >>> FRENCH POLYNESIA | RURUTU (13-INT-08) PROJECT



Ar-Ages in Ma

WEIGHTED PLATEAU
48.89 ± 0.12

TOTAL FUSION
48.93 ± 0.13

NORMAL ISOCHRON
49.21 ± 0.34

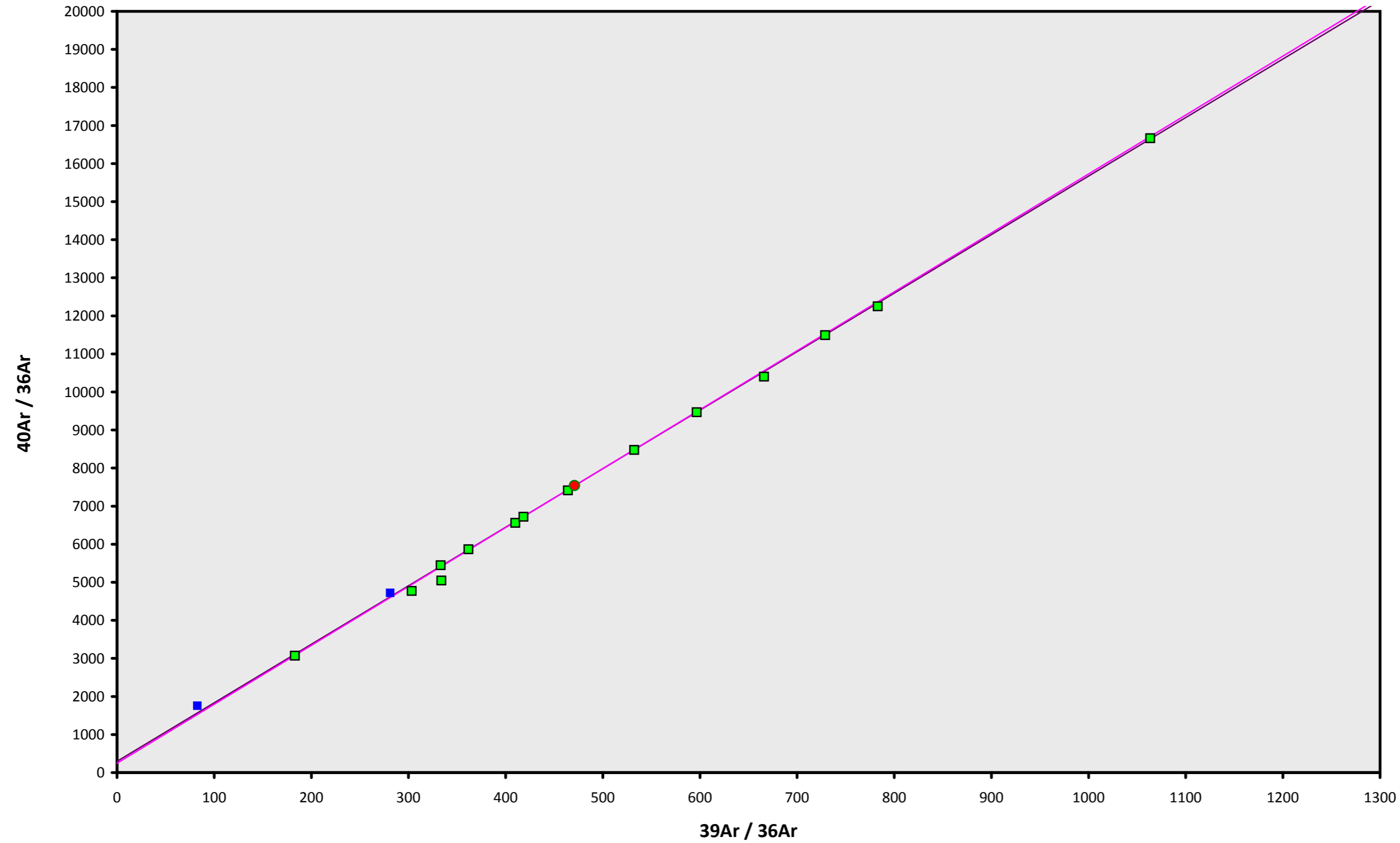
INVERSE ISOCHRON
48.81 ± 0.26

Sample Info

Hornblende
Rurutu Hotspot
Kevin Konrad

IRR = 14-OSU-02 (2A16-14)
J = 0.00178239 ± 0.00000169

14D26460.AGE >>> RR1310-D18-07 >>> FRENCH POLYNESIA | RURUTU (13-INT-08) PROJECT



Ar-Ages in Ma

WEIGHTED PLATEAU
48.89 ± 0.12

TOTAL FUSION
48.93 ± 0.13

NORMAL ISOCHRON
49.21 ± 0.34

INVERSE ISOCHRON
48.81 ± 0.26

MSWD (PROBABILITY)
2.24 (1%)

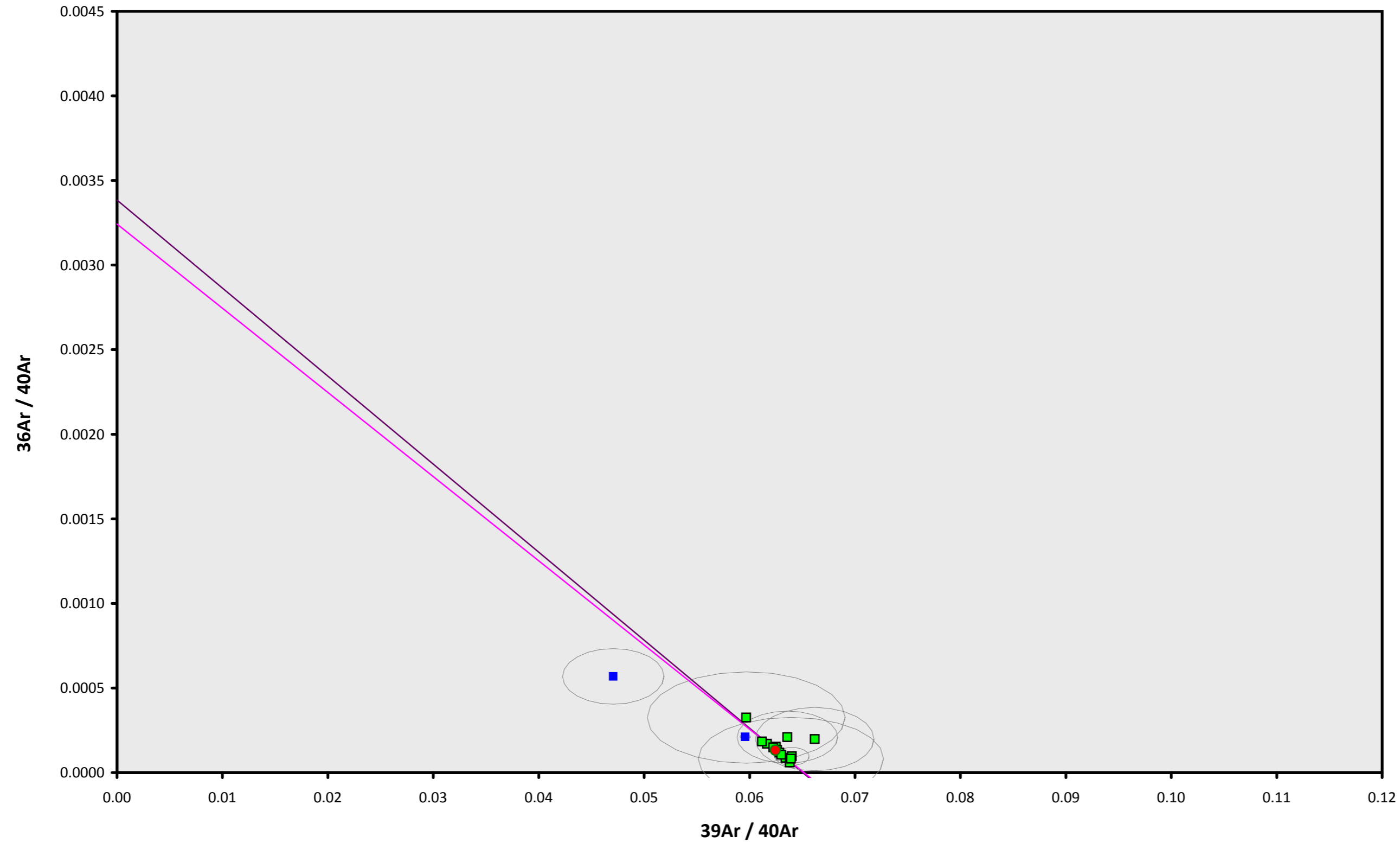
40AR/36AR INTERCEPT
247.8 ± 50.4

Sample Info

Hornblende
Rurutu Hotspot
Kevin Konrad

IRR = 14-OSU-02 (2A16-14)
J = 0.00178239 ± 0.00000169

14D26460.AGE >>> RR1310-D18-07 >>> FRENCH POLYNESIA | RURUTU (13-INT-08) PROJECT



Ar-Ages in Ma

WEIGHTED PLATEAU
 48.89 ± 0.12

TOTAL FUSION
 48.93 ± 0.13

NORMAL ISOCHRON
 49.21 ± 0.34

INVERSE ISOCHRON
 48.81 ± 0.26

MSWD (PROBABILITY)
1.09 (37%)

SPREADING FACTOR
10.0%

40AR/36AR INTERCEPT
 308.4 ± 36.9

Sample Info

Hornblende
Rurutu Hotspot
Kevin Konrad

IRR = 14-OSU-02 (2A16-14)
J = $0.00178239 \pm 0.00000169$