

Relative Abundances		36Ar [fA]	%1σ	37Ar [fA]	%1σ	38Ar [fA]	%1σ	39Ar [fA]	%1σ	40Ar [fA]	%1σ	40(r)/39(k) ± 2σ	Age ± 2σ (ka)	40Ar(r) (%)	39Ar(k) (%)	K/Ca ± 2σ
14D29620	1.8 %	0.0445207	2.551	27.5005	1.454	0.093770	41.024	0.90597	4.096	11.94157	0.599	1.05173 ± 0.78139	3221.4 ± 2391.2	7.82	0.33	0.0139 ± 0.0012
14D29622	2.2 %	0.0504082	2.310	41.6820	0.979	0.093555	40.660	1.33560	2.744	12.78569	0.573	0.87447 ± 0.54250	2678.9 ± 1660.7	8.94	0.49	0.0135 ± 0.0008
14D29624	3.0 %	0.1072451	1.251	95.7691	0.516	0.296959	12.488	2.92756	1.257	25.95224	0.282	0.60771 ± 0.28324	1862.1 ± 867.4	6.70	1.07	0.0129 ± 0.0004
14D29625	3.4 %	✓ 0.0739633	1.608	130.8728	0.445	0.238786	15.584	4.03792	0.890	13.01190	0.553	0.34663 ± 0.18326	1062.4 ± 561.5	10.52	1.47	0.0130 ± 0.0003
14D29626	4.0 %	✓ 0.0748595	1.642	135.0838	0.437	0.229336	16.673	4.08362	0.872	13.26977	0.539	0.42333 ± 0.18699	1297.3 ± 572.8	12.74	1.49	0.0127 ± 0.0003
14D29628	4.6 %	✓ 0.1192161	1.100	273.3308	0.359	0.579595	6.571	8.25851	0.435	17.25921	0.415	0.41683 ± 0.09954	1277.4 ± 305.0	19.50	3.01	0.0127 ± 0.0001
14D29629	5.2 %	✓ 0.1473369	0.971	328.6802	0.349	0.417205	8.956	9.90312	0.379	21.70766	0.342	0.39383 ± 0.09063	1207.0 ± 277.7	17.57	3.61	0.0127 ± 0.0001
14D29630	5.8 %	✓ 0.0817138	1.443	210.7852	0.379	0.167957	22.582	6.44434	0.563	10.31998	0.701	0.41487 ± 0.11479	1271.4 ± 351.7	25.34	2.35	0.0129 ± 0.0002
14D29632	6.6 %	✓ 0.1688041	0.854	357.3480	0.346	0.451159	8.277	11.20196	0.323	25.84167	0.280	0.35026 ± 0.08079	1073.5 ± 247.5	14.86	4.09	0.0132 ± 0.0001
14D29633	7.4 %	✓ 0.1378361	1.023	350.6155	0.347	0.456843	8.348	11.38558	0.320	17.88128	0.407	0.40405 ± 0.07780	1238.3 ± 238.3	25.19	4.16	0.0137 ± 0.0001
14D29634	8.4 %	✓ 0.1709464	0.873	439.6789	0.340	0.640359	6.152	15.04579	0.267	22.07546	0.331	0.39765 ± 0.06265	1218.7 ± 191.9	26.57	5.51	0.0144 ± 0.0001
14D29636	9.4 %	✓ 0.2213732	0.729	461.4073	0.340	0.856539	4.497	17.21171	0.226	35.69635	0.203	0.37191 ± 0.05894	1139.8 ± 180.6	17.61	6.31	0.0158 ± 0.0001
14D29637	10.6 %	✓ 0.2155294	0.746	548.7334	0.337	1.299906	3.065	22.37933	0.175	29.49356	0.248	0.39225 ± 0.04561	1202.1 ± 139.7	29.27	8.22	0.0172 ± 0.0001
14D29638	11.8 %	✓ 0.2804799	0.642	669.9822	0.334	1.991583	1.799	28.93921	0.143	41.21972	0.176	0.37365 ± 0.03966	1145.1 ± 121.5	25.82	10.64	0.0183 ± 0.0001
14D29640	12.8 %	✓ 0.2833283	0.621	703.3770	0.333	2.347441	1.663	28.36164	0.145	40.74197	0.181	0.42836 ± 0.03992	1312.7 ± 122.3	29.32	10.41	0.0170 ± 0.0001
14D29641	15.3 %	✓ 0.4587070	0.500	1154.3039	0.330	3.598335	1.105	41.95433	0.112	63.64502	0.114	0.44283 ± 0.03610	1357.1 ± 110.6	28.65	15.37	0.0153 ± 0.0001
14D29643	16.6 %	✓ 0.1847606	0.768	500.3283	0.338	1.339732	2.792	16.26127	0.247	22.65675	0.320	0.44733 ± 0.05600	1370.9 ± 171.5	31.44	5.95	0.0137 ± 0.0001
14D29644	18.3 %	0.1885951	0.847	485.4496	0.338	1.242597	3.105	15.06582	0.254	25.41251	0.285	0.51449 ± 0.06714	1576.6 ± 205.6	29.84	5.50	0.0131 ± 0.0001
14D29645	20.3 %	0.1339672	0.974	368.0220	0.346	0.784838	5.025	10.06888	0.353	16.01130	0.450	0.52458 ± 0.08252	1607.5 ± 252.8	32.18	3.67	0.0115 ± 0.0001
14D29647	22.5 %	0.1596577	0.865	423.6763	0.342	0.746821	5.240	10.72951	0.334	19.17716	0.373	0.48499 ± 0.08230	1486.2 ± 252.1	26.41	3.90	0.0106 ± 0.0001
14D29648	25.0 %	0.1008176	1.287	280.9283	0.359	0.461373	8.617	6.70924	0.569	11.39109	0.638	0.54057 ± 0.12230	1656.5 ± 374.6	30.94	2.43	0.0100 ± 0.0001
Σ		3.4040663	0.198	7987.5552	0.089	18.334689	0.958	273.21090	0.064	497.49188	0.067					

**Information on Analysis and Constants Used in Calculations**

Project = **MULLIONS (13-INT-09)**  
 Sample = **RR1310-D44-08**  
 Material = **Plagioclase**  
 Location = **Lau Basin**  
 Region = **South Pacific**  
 Analyst = **Chris Conatser**  
 Irradiation = **14-OSU-04 (4C11-14)**  
 Position = **X: 0 | Y: 0 | Z/H: 23.64 mm**  
 FCT-NM Age = **28.201 ± 0.023 Ma**  
 FCT-NM Reference = **Kuiper et al 2008**  
 FCT-NM 40Ar/39Ar Ratio = **9.27102 ± 0.01177**  
 FCT-NM J-value = **0.00169533 ± 0.00000215**  
 Air Shot 40Ar/36Ar = **303.6450 ± 0.5010**  
 Air Shot MDF = **0.99328531 ± 0.00070349 (LIN)**  
 Experiment Type = **Incremental Heating**  
 Extraction Method = **Bulk Laser Heating**  
 Heating = **77 sec**  
 Isolation = **6.00 min**  
 Instrument = **ARGUS-VI-D**  
 Preferred Age = **Plateau Age**  
 Age Classification = **Eruption Age**  
 IGSN = **IEKK1-RR1310-D44-08**  
 Rock Class = **Igneous>Volcanic>Mafic**  
 Lithology = **Basalt**  
 Lat-Lon = **14°39.6'S - 174°51.6'W**

Age Equations = **Min et al. (2000)**  
 Negative Intensities = **Allowed**  
 Collector Calibrations = **40Ar 36Ar**  
 Decay 40K = **5.530 ± 0.048 E-10 1/a**  
 Decay 39Ar = **2.940 ± 0.016 E-07 1/h**  
 Decay 37Ar = **8.230 ± 0.012 E-04 1/h**  
 Decay 36Cl = **2.257 ± 0.015 E-06 1/a**  
 Decay 40K(ε,β<sup>+</sup>) = **0.580 ± 0.009 E-10 1/a**  
 Decay 40K(β<sup>-</sup>) = **4.950 ± 0.043 E-10 1/a**  
 Atmospheric 40/36(a) = **295.50**  
 Atmospheric 38/36(a) = **0.1869**  
 Production 39/37(ca) = **0.0006730**  
 Production 38/37(ca) = **0.0000139**  
 Production 36/37(ca) = **0.0002640**  
 Production 40/39(k) = **0.001010**  
 Production 38/39(k) = **0.011380**  
 Production 36/38(cl) = **262.80 ± 1.71**  
 Scaling Ratio K/Ca = **0.430**  
 Abundance Ratio 40K/K = **1.1700 ± 0.0100 E-04**  
 Atomic Weight K = **39.0983 ± 0.0001 g**

**Results**

	40(a)/36(a) ± 2σ	40(r)/39(k) ± 2σ	Age ± 2σ (ka)	MSWD	39Ar(k) (%),n	K/Ca ± 2σ
<b>Age Plateau</b>		0.40761 ± 0.01660 ± 4.07%	<b>1249.2 ± 50.9</b> ± 4.08%	1.11 34%	82.61 14	0.0148 ± 0.0010
			Full External Error ± 58.2 Analytical Error ± 50.8	1.78 1.0559	2σ Confidence Limit Error Magnification	
<b>Total Fusion Age</b>		0.42964 ± 0.01565 ± 3.64%	<b>1316.7 ± 48.1</b> ± 3.65%		21	0.0144 ± 0.0000
			Full External Error ± 56.5 Analytical Error ± 48.0			
<b>Normal Isochron</b>	<b>287.05 ± 12.93</b> ± 4.51%	0.44019 ± 0.05518 ± 12.53%	<b>1349.0 ± 169.1</b> ± 12.53%	1.06 39%	82.61 14	
			Full External Error ± 171.8 Analytical Error ± 169.0	1.82 1.0272	2σ Confidence Limit Error Magnification	
				5 0.0000020429	Number of Iterations Convergence	
<b>Inverse Isochron</b>	<b>286.73 ± 12.97</b> ± 4.52%	0.44349 ± 0.05310 ± 11.97%	<b>1359.1 ± 162.7</b> ± 11.97%	1.06 39%	82.61 14	
			Full External Error ± 165.6 Analytical Error ± 162.7	1.82 1.0276	2σ Confidence Limit Error Magnification	
<b>Notes</b>				3 0.0002101853	Number of Iterations Convergence	
Long and reliable plateau.				20%	Spreading Factor	

Incremental Heating		36Ar(a) [fA]	37Ar(ca) [fA]	38Ar(cl) [fA]	39Ar(k) [fA]	40Ar(r) [fA]	Age ± 2σ (ka)	40Ar(r) (%)	39Ar(k) (%)	K/Ca ± 2σ
14D29620	1.8 %	0.0372498	27.5005	0.076326	0.88746	0.93337	3221.4 ± 2391.2	7.82	0.33	0.0139 ± 0.0012
14D29622	2.2 %	0.0393941	41.6820	0.070733	1.30755	1.14341	2678.9 ± 1660.7	8.94	0.49	0.0135 ± 0.0008
14D29624	3.0 %	0.0819269	95.7691	0.247733	2.86311	1.73994	1862.1 ± 867.4	6.70	1.07	0.0129 ± 0.0004
14D29625	3.4 %	✓ 0.0393867	130.8728	0.184656	3.94984	1.36915	1062.4 ± 561.5	10.52	1.47	0.0130 ± 0.0003
14D29626	4.0 %	✓ 0.0391726	135.0838	0.174700	3.99271	1.69024	1297.3 ± 572.8	12.74	1.49	0.0127 ± 0.0003
14D29628	4.6 %	✓ 0.0469893	273.3308	0.475125	8.07455	3.36573	1277.4 ± 305.0	19.50	3.01	0.0127 ± 0.0001
14D29629	5.2 %	✓ 0.0605240	328.6802	0.291145	9.68192	3.81304	1207.0 ± 277.7	17.57	3.61	0.0127 ± 0.0001
14D29630	5.8 %	✓ 0.0260539	210.7852	0.088435	6.30248	2.61468	1271.4 ± 351.7	25.34	2.35	0.0129 ± 0.0002
14D29632	6.6 %	✓ 0.0744206	357.3480	0.307541	10.96146	3.83932	1073.5 ± 247.5	14.86	4.09	0.0132 ± 0.0001
14D29633	7.4 %	✓ 0.0452286	350.6155	0.316633	11.14962	4.50497	1238.3 ± 238.3	25.19	4.16	0.0137 ± 0.0001
14D29634	8.4 %	✓ 0.0548064	439.6789	0.456150	14.74989	5.86529	1218.7 ± 191.9	26.57	5.51	0.0144 ± 0.0001
14D29636	9.4 %	✓ 0.0994709	461.4073	0.639199	16.90118	6.28564	1139.8 ± 180.6	17.61	6.31	0.0158 ± 0.0001
14D29637	10.6 %	✓ 0.0705176	548.7334	1.028625	22.01003	8.63338	1202.1 ± 139.7	29.27	8.22	0.0172 ± 0.0001
14D29638	11.8 %	✓ 0.1033716	669.9822	1.638753	28.48831	10.64464	1145.1 ± 121.5	25.82	10.64	0.0183 ± 0.0001
14D29640	12.8 %	✓ 0.0973521	703.3770	2.002101	27.88826	11.94625	1312.7 ± 122.3	29.32	10.41	0.0170 ± 0.0001
14D29641	15.3 %	✓ 0.1535320	1154.3039	3.084996	41.17748	18.23472	1357.1 ± 110.6	28.65	15.37	0.0153 ± 0.0001
14D29643	16.6 %	✓ 0.0525115	500.3283	1.141742	15.92455	7.12351	1370.9 ± 171.5	31.44	5.95	0.0137 ± 0.0001
14D29644	18.3 %	0.0602861	485.4496	1.056851	14.73911	7.58308	1576.6 ± 205.6	29.84	5.50	0.0131 ± 0.0001
14D29645	20.3 %	0.0367153	368.0220	0.661095	9.82120	5.15200	1607.5 ± 252.8	32.18	3.67	0.0115 ± 0.0001
14D29647	22.5 %	0.0477199	423.6763	0.613156	10.44437	5.06539	1486.2 ± 252.1	26.41	3.90	0.0106 ± 0.0001
14D29648	25.0 %	0.0265987	280.9283	0.378297	6.52018	3.52461	1656.5 ± 374.6	30.94	2.43	0.0100 ± 0.0001
Σ		1.2932284	7987.5552	14.933992	267.83528	115.07238				

Information on Analysis	Results	40(r)/39(k) ± 2σ	Age ± 2σ (ka)	MSWD	39Ar(k) (%),n	K/Ca ± 2σ
Project = MULLIONS (13-INT-09) Sample = RR1310-D44-08 Material = Plagioclase Location = Lau Basin Region = South Pacific Analyst = Chris Conatser Irradiation = 14-OSU-04 (4C11-14) J = 0.00169533 ± 0.00000215 FCT-NM = 28.201 ± 0.023 Ma	Age Plateau	0.40761 ± 0.01660 ± 4.07%	1249.2 ± 50.9 ± 4.08%	1.11 34%	82.61 14	0.0148 ± 0.0010
			Full External Error ± 58.2 Analytical Error ± 50.8	1.78 1.0559	2σ Confidence Limit Error Magnification	
	Total Fusion Age	0.42964 ± 0.01565 ± 3.64%	1316.7 ± 48.1 ± 3.65%		21	0.0144 ± 0.0000
			Full External Error ± 56.5 Analytical Error ± 48.0			

Normal Isochron		39(k)/36(a) ± 2σ	40(a+r)/36(a) ± 2σ	r.i.
14D29620	1.8 %	23.82 ± 2.47	320.56 ± 20.00	0.5798
14D29622	2.2 %	33.19 ± 2.71	324.52 ± 19.62	0.7139
14D29624	3.0 %	34.95 ± 1.46	316.74 ± 10.57	0.7766
14D29625	3.4 % ✓	100.28 ± 6.38	330.26 ± 20.45	0.9427
14D29626	4.0 % ✓	101.93 ± 6.70	338.65 ± 21.73	0.9488
14D29628	4.6 % ✓	171.84 ± 9.90	367.13 ± 21.12	0.9777
14D29629	5.2 % ✓	159.97 ± 7.83	358.50 ± 17.50	0.9776
14D29630	5.8 % ✓	241.90 ± 22.42	395.86 ± 36.83	0.9809
14D29632	6.6 % ✓	147.29 ± 5.93	347.09 ± 13.92	0.9768
14D29633	7.4 % ✓	246.52 ± 15.84	395.10 ± 25.47	0.9868
14D29634	8.4 % ✓	269.13 ± 15.22	402.52 ± 22.82	0.9885
14D29636	9.4 % ✓	169.91 ± 5.75	358.69 ± 12.11	0.9835
14D29637	10.6 % ✓	312.12 ± 14.91	417.93 ± 20.02	0.9918
14D29638	11.8 % ✓	275.59 ± 10.14	398.47 ± 14.68	0.9923
14D29640	12.8 % ✓	286.47 ± 11.01	418.21 ± 16.10	0.9926
14D29641	15.3 % ✓	268.20 ± 8.76	414.27 ± 13.54	0.9951
14D29643	16.6 % ✓	303.26 ± 17.25	431.16 ± 24.58	0.9897
14D29644	18.3 %	244.49 ± 13.48	421.28 ± 23.26	0.9902
14D29645	20.3 %	267.50 ± 19.74	435.82 ± 32.24	0.9878
14D29647	22.5 %	218.87 ± 13.23	401.65 ± 24.31	0.9859
14D29648	25.0 %	245.13 ± 24.59	428.01 ± 42.99	0.9851

Results	40(a)/36(a) ± 2σ	40(r)/39(k) ± 2σ	Age ± 2σ (ka)	MSWD
Normal Isochron	287.05 ± 12.93 ± 4.51%	0.44019 ± 0.05518 ± 12.53%	1349.0 ± 169.1 ± 12.53% Full External Error ± 171.8 Analytical Error ± 169.0	1.06 39%
Statistics	2σ Confidence Limit Error Magnification Number of Data Points	1.82 1.0272 14	Convergence Number of Iterations Calculated Line	0.000002042911 5 Weighted York-2

Inverse Isochron		39(k)/40(a+r) ± 2σ	36(a)/40(a+r) ± 2σ	r.i.
14D29620	1.8 %	0.0743228 ± 0.0062789	0.00311957 ± 0.00019465	0.0272
14D29622	2.2 %	0.1022773 ± 0.0058513	0.00308143 ± 0.00018631	0.0380
14D29624	3.0 %	0.1103345 ± 0.0029038	0.00315719 ± 0.00010537	0.0361
14D29625	3.4 %	✓ 0.3036492 ± 0.0064667	0.00302790 ± 0.00018745	0.0928
14D29626	4.0 %	✓ 0.3009787 ± 0.0062742	0.00295291 ± 0.00018946	0.0871
14D29628	4.6 %	✓ 0.4680614 ± 0.0056932	0.00272385 ± 0.00015668	0.0984
14D29629	5.2 %	✓ 0.4462149 ± 0.0046138	0.00278940 ± 0.00013615	0.0928
14D29630	5.8 %	✓ 0.6110833 ± 0.0110949	0.00252617 ± 0.00023505	0.1166
14D29632	6.6 %	✓ 0.4243597 ± 0.0036731	0.00288110 ± 0.00011555	0.0904
14D29633	7.4 %	✓ 0.6239284 ± 0.0065179	0.00253098 ± 0.00016314	0.0987
14D29634	8.4 %	✓ 0.6686088 ± 0.0057318	0.00248436 ± 0.00014085	0.0903
14D29636	9.4 %	✓ 0.4736974 ± 0.0029081	0.00278792 ± 0.00009413	0.0799
14D29637	10.6 %	✓ 0.7468286 ± 0.0045700	0.00239275 ± 0.00011461	0.0843
14D29638	11.8 %	✓ 0.6916159 ± 0.0031661	0.00250957 ± 0.00009245	0.0738
14D29640	12.8 %	✓ 0.6849830 ± 0.0032001	0.00239113 ± 0.00009207	0.0729
14D29641	15.3 %	✓ 0.6474098 ± 0.0020893	0.00241390 ± 0.00007887	0.0494
14D29643	16.6 %	✓ 0.7033606 ± 0.0057383	0.00231935 ± 0.00013223	0.0883
14D29644	18.3 %	0.5803342 ± 0.0044756	0.00237369 ± 0.00013103	0.0762
14D29645	20.3 %	0.6137718 ± 0.0070908	0.00229451 ± 0.00016975	0.0949
14D29647	22.5 %	0.5449255 ± 0.0055267	0.00248974 ± 0.00015067	0.0907
14D29648	25.0 %	0.5727236 ± 0.0099235	0.00233639 ± 0.00023464	0.0937

Results	40(a)/36(a) ± 2σ	40(r)/39(k) ± 2σ	Age ± 2σ (ka)	MSWD
Inverse Isochron	286.73 ± 12.97 ± 4.52%	0.44349 ± 0.05310 ± 11.97%	1359.1 ± 162.7 ± 11.97%	1.06 39%
			Full External Error ± 165.6 Analytical Error ± 162.7	
Statistics	2σ Confidence Limit Error Magnification Number of Data Points Spreading Factor	1.82 1.0276 14 19.8%	Convergence Number of Iterations Calculated Line	0.0002101853 3 Weighted York-2

Degassing Patterns		36Ar(a) [fA]	%1σ	36Ar(c) [fA]	%1σ	36Ar(ca) [fA]	%1σ	36Ar(cl) [fA]	%1σ	37Ar(ca) [fA]	%1σ	38Ar(a) [fA]	%1σ	38Ar(c) [fA]	%1σ	38Ar(k) [fA]	%1σ	38Ar(ca) [fA]	%1σ	38Ar(cl) [fA]	%1σ	39Ar(k) [fA]	%1σ	39Ar(ca) [fA]	%1σ	40Ar(r) [fA]	%1σ	40Ar(a) [fA]	%1σ	40Ar(c) [fA]	%1σ	40Ar(k) [fA]	%1σ	
14D29620	1.8 %	0.0372498	3.06	0.0000000	0.00	0.0072601	1.45	0.0000108	50.41	27.5005	1.45	0.0069620	3.06	0.0000000	0.00	0.0100993	4.18	0.0003823	1.45	0.076326	50.42	0.88746	4.18	0.0185078	1.45	0.93337	36.91	11.00730	3.06	0.0000000	0.00	0.0008963	4.18	
14D29622	2.2 %	0.0393941	2.97	0.0000000	0.00	0.0110041	0.98	0.0000100	53.79	41.6820	0.98	0.0073628	2.97	0.0000000	0.00	0.0148799	2.80	0.0005794	0.98	0.070733	53.80	1.30755	2.80	0.0280520	0.98	1.14341	30.89	11.64096	2.97	0.0000000	0.00	0.0013206	2.80	
14D29624	3.0 %	0.0819269	1.64	0.0000000	0.00	0.0252830	0.52	0.0000352	15.00	95.7691	0.52	0.0153121	1.64	0.0000000	0.00	0.0325822	1.29	0.0013312	0.52	0.247733	15.03	2.86311	1.29	0.0644526	0.52	1.73994	23.27	24.20941	1.64	0.0000000	0.00	0.0028917	1.29	
14D29625	3.4 %	✓ 0.0393867	3.05	0.0000000	0.00	0.0345504	0.44	0.0000262	20.18	130.8728	0.44	0.0073614	3.05	0.0000000	0.00	0.0449492	0.91	0.0018191	0.44	0.184656	20.20	3.94984	0.91	0.0880774	0.44	1.36915	26.42	11.63876	3.05	0.0000000	0.00	0.0039893	0.91	
14D29626	4.0 %	✓ 0.0391726	3.16	0.0000000	0.00	0.0356621	0.44	0.0000248	21.91	135.0838	0.44	0.0073214	3.16	0.0000000	0.00	0.0454370	0.89	0.0018777	0.44	0.174700	21.93	3.99271	0.89	0.0909114	0.44	1.69024	22.07	11.57550	3.16	0.0000000	0.00	0.0040326	0.89	
14D29628	4.6 %	✓ 0.0469893	2.85	0.0000000	0.00	0.0721593	0.36	0.0000675	8.07	273.3308	0.36	0.0087823	2.85	0.0000000	0.00	0.0918884	0.44	0.0037993	0.36	0.475125	8.12	8.07455	0.44	0.1839516	0.36	3.36573	11.93	13.88533	2.85	0.0000000	0.00	0.0081553	0.44	
14D29629	5.2 %	✓ 0.0605240	2.42	0.0000000	0.00	0.0867716	0.35	0.0000414	12.87	328.6802	0.35	0.0113119	2.42	0.0000000	0.00	0.1101802	0.39	0.0045687	0.35	0.291145	12.90	9.68192	0.39	0.2212017	0.35	3.81304	11.50	17.88483	2.42	0.0000000	0.00	0.0097787	0.39	
14D29630	5.8 %	✓ 0.0260539	4.60	0.0000000	0.00	0.0556473	0.38	0.0000126	42.90	210.7852	0.38	0.0048695	4.60	0.0000000	0.00	0.0717222	0.58	0.0029299	0.38	0.088435	42.91	6.30248	0.58	0.1418585	0.38	2.61468	13.82	7.69893	4.60	0.0000000	0.00	0.0063655	0.58	
14D29632	6.6 %	✓ 0.0744206	1.99	0.0000000	0.00	0.0943399	0.35	0.0000437	12.18	357.3480	0.35	0.0139092	1.99	0.0000000	0.00	0.1247415	0.33	0.0049671	0.35	0.307541	12.21	10.96146	0.33	0.2404952	0.35	3.83932	11.53	21.99128	1.99	0.0000000	0.00	0.0110711	0.33	
14D29633	7.4 %	✓ 0.0452286	3.20	0.0000000	0.00	0.0925625	0.35	0.0000450	12.08	350.6155	0.35	0.0084532	3.20	0.0000000	0.00	0.1268826	0.33	0.0048736	0.35	0.316633	12.12	11.14962	0.33	0.2359643	0.35	4.50497	9.62	13.36505	3.20	0.0000000	0.00	0.0112611	0.33	
14D29634	8.4 %	✓ 0.0548064	2.82	0.0000000	0.00	0.1160752	0.34	0.0000648	8.69	439.6789	0.34	0.0102433	2.82	0.0000000	0.00	0.1678537	0.27	0.0061115	0.34	0.456150	8.74	14.74989	0.27	0.2959039	0.34	5.86529	7.87	16.19528	2.82	0.0000000	0.00	0.0148974	0.27	
14D29636	9.4 %	✓ 0.0994709	1.68	0.0000000	0.00	0.1218115	0.34	0.0000909	6.10	461.4073	0.34	0.0185911	1.68	0.0000000	0.00	0.1923354	0.23	0.0064136	0.34	0.639199	6.17	16.90118	0.23	0.3105271	0.34	6.28564	7.92	29.39364	1.68	0.0000000	0.00	0.0170702	0.23	
14D29637	10.6 %	✓ 0.0705176	2.38	0.0000000	0.00	0.1448656	0.34	0.0001462	3.98	548.7334	0.34	0.0131797	2.38	0.0000000	0.00	0.2504742	0.18	0.0076274	0.34	1.028625	4.09	22.01003	0.18	0.3692976	0.34	8.63338	5.81	20.83795	2.38	0.0000000	0.00	0.0222301	0.18	
14D29638	11.8 %	✓ 0.1033716	1.83	0.0000000	0.00	0.1768753	0.33	0.0002330	2.37	669.9822	0.33	0.0193202	1.83	0.0000000	0.00	0.3241970	0.15	0.0093128	0.33	1.638753	2.54	28.48831	0.15	0.4508980	0.33	10.64464	5.31	30.54631	1.83	0.0000000	0.00	0.0287732	0.15	
14D29640	12.8 %	✓ 0.0973521	1.92	0.0000000	0.00	0.1856915	0.33	0.0002847	2.16	703.3770	0.33	0.0181951	1.92	0.0000000	0.00	0.3173684	0.15	0.0097769	0.33	2.002101	2.34	27.88826	0.15	0.4733727	0.33	11.94625	4.66	28.76755	1.92	0.0000000	0.00	0.0281671	0.15	
14D29641	15.3 %	✓ 0.1535320	1.63	0.0000000	0.00	0.3047362	0.33	0.0004387	1.58	1154.3039	0.33	0.0286951	1.63	0.0000000	0.00	0.4685998	0.11	0.0160448	0.33	3.084996	1.83	41.17748	0.11	0.7768465	0.33	18.23472	4.07	45.36871	1.63	0.0000000	0.00	0.0415893	0.11	
14D29643	16.6 %	✓ 0.0525115	2.83	0.0000000	0.00	0.1320867	0.34	0.0001624	3.40	500.3283	0.34	0.0098144	2.83	0.0000000	0.00	0.1812214	0.25	0.0069546	0.34	1.141742	3.52	15.92455	0.25	0.3367210	0.34	7.12351	6.25	15.51716	2.83	0.0000000	0.00	0.0160838	0.25	
14D29644	18.3 %	0.0602861	2.75	0.0000000	0.00	0.1281587	0.34	0.0001503	3.76	485.4496	0.34	0.0112675	2.75	0.0000000	0.00	0.1677311	0.26	0.0067478	0.34	1.056851	3.88	14.73911	0.26	0.3267076	0.34	7.58308	6.52	17.81454	2.75	0.0000000	0.00	0.0148865	0.26	
14D29645	20.3 %	0.0367153	3.67	0.0000000	0.00	0.0971578	0.35	0.0000941	6.04	368.0220	0.35	0.0068621	3.67	0.0000000	0.00	0.1117652	0.36	0.0051155	0.35	0.661095	6.11	9.82120	0.36	0.2476788	0.35	5.15200	7.86	10.84938	3.67	0.0000000	0.00	0.0099194	0.36	
14D29647	22.5 %	0.0477199	3.00	0.0000000	0.00	0.1118506	0.34	0.0000872	6.45	423.6763	0.34	0.0089188	3.00	0.0000000	0.00	0.1188570	0.34	0.0058891	0.34	0.613156	6.51	10.44437	0.34	0.2851342	0.34	5.06539	8.48	14.10122	3.00	0.0000000	0.00	0.0105488	0.34	
14D29648	25.0 %	0.0265987	4.98	0.0000000	0.00	0.0741651	0.36	0.0000538	10.55	280.9283	0.36	0.0049713	4.98	0.0000000	0.00	0.0741996	0.59	0.0039049	0.36	0.378297	10.59	6.52018	0.59	0.1890647	0.36	3.52461	11.30	7.85990	4.98	0.0000000	0.00	0.0065854	0.59	
		Σ	1.2932284	0.54	0.0000000	0.00	2.1087146	0.09	0.0021233	1.21	7987.5552	0.09	0.2417044	0.54	0.0000000	0.00	3.0479655	0.07	0.1110270	0.09	14.933992	1.24	267.83528	0.07	5.3756246	0.09	115.07238	1.82	382.14899	0.54	0.0000000	0.00	0.2705136	0.07
		Σ						3.4040663	0.21	7987.5552	0.09							18.334689	1.01			273.21090	0.06							497.49188	0.59			

Additional Parameters		40Ar/39Ar	1σ	37Ar/39Ar	1σ	36Ar/39Ar	1σ	Time (days)	37Ar (decay)	39Ar (decay)	40Ar (moles)
14D29620	1.8 %	13.180950	0.545614	30.354712	1.319323	0.049141	0.002371	87.394	5.633230	1.00061773	5.732E-13
14D29622	2.2 %	9.572977	0.268310	31.208398	0.909098	0.037742	0.001354	87.412	5.635162	1.00061785	6.137E-13
14D29624	3.0 %	8.864798	0.114199	32.712927	0.444553	0.036633	0.000650	87.422	5.636322	1.00061792	1.246E-12
14D29625	3.4 %	✓ 3.222427	0.033764	32.410965	0.322501	0.018317	0.000337	87.431	5.637250	1.00061798	6.246E-13
14D29626	4.0 %	✓ 3.249514	0.033315	33.079442	0.322658	0.018332	0.000341	87.440	5.638255	1.00061805	6.369E-13
14D29628	4.6 %	✓ 2.089871	0.012555	33.096883	0.186684	0.014436	0.000171	87.457	5.640189	1.00061817	8.284E-13
14D29629	5.2 %	✓ 2.192002	0.011187	33.189561	0.170900	0.014878	0.000155	87.465	5.641117	1.00061823	1.042E-12
14D29630	5.8 %	✓ 1.601403	0.014404	32.708592	0.222009	0.012680	0.000196	87.474	5.642046	1.00061829	4.954E-13
14D29632	6.6 %	✓ 2.306888	0.009856	31.900484	0.150858	0.015069	0.000138	87.491	5.643981	1.00061841	1.240E-12
14D29633	7.4 %	✓ 1.570520	0.008133	30.794702	0.145262	0.012106	0.000130	87.500	5.644988	1.00061847	8.583E-13
14D29634	8.4 %	✓ 1.467218	0.006236	29.222717	0.126294	0.011362	0.000104	87.508	5.645917	1.00061853	1.060E-12
14D29636	9.4 %	✓ 2.073957	0.006299	26.807762	0.109332	0.012862	0.000098	87.526	5.647853	1.00061865	1.713E-12
14D29637	10.6 %	✓ 1.317893	0.004007	24.519655	0.093078	0.009631	0.000074	87.534	5.648783	1.00061871	1.416E-12
14D29638	11.8 %	✓ 1.424355	0.003237	23.151364	0.084140	0.009692	0.000064	87.543	5.649790	1.00061878	1.979E-12
14D29640	12.8 %	✓ 1.436517	0.003331	24.800296	0.090175	0.009990	0.000064	87.560	5.651728	1.00061890	1.956E-12
14D29641	15.3 %	✓ 1.517007	0.002423	27.513342	0.095865	0.010933	0.000056	87.569	5.652658	1.00061896	3.055E-12
14D29643	16.6 %	✓ 1.393295	0.005635	30.768086	0.128791	0.011362	0.000092	87.586	5.654597	1.00061908	1.088E-12
14D29644	18.3 %	1.686766	0.006437	32.221921	0.136283	0.012518	0.000111	87.594	5.655528	1.00061914	1.220E-12
14D29645	20.3 %	1.590178	0.009093	36.550445	0.180647	0.013305	0.000138	87.603	5.656536	1.00061920	7.685E-13
14D29647	22.5 %	1.787329	0.008950	39.487021	0.188728	0.014880	0.000138	87.621	5.658476	1.00061933	9.205E-13
14D29648	25.0 %	1.697821	0.014515	41.871835	0.281720	0.015027	0.000211	87.629	5.659408	1.00061939	5.468E-13

Procedure Blanks		36Ar ± 1σ (SE) [fA]	37Ar ± 1σ (SE) [fA]	38Ar ± 1σ (SE) [fA]	39Ar ± 1σ (SE) [fA]	40Ar ± 1σ (SE) [fA]
14D29620	1.8 %	0.0183562 ± 0.0008530	0.0164693 ± 0.0602617	0.0626994 ± 0.0260744	0.0251107 ± 0.0246063	5.2158587 ± 0.0660291
14D29622	2.2 %	0.0184089 ± 0.0008530	0.0052425 ± 0.0602617	0.0715185 ± 0.0260744	0.0147318 ± 0.0246063	5.2118212 ± 0.0660291
14D29624	3.0 %	0.0183864 ± 0.0008530	0.0052039 ± 0.0602617	0.0761415 ± 0.0260744	0.0064304 ± 0.0246063	5.2094695 ± 0.0660291
14D29625	3.4 %	0.0183479 ± 0.0008530	0.0009344 ± 0.0602617	0.0794789 ± 0.0260744	0.0005960 ± 0.0246063	5.2082241 ± 0.0660291
14D29626	4.0 %	0.0182917 ± 0.0008530	0.0060981 ± 0.0602617	0.0827324 ± 0.0260744	0.0081103 ± 0.0246063	5.2078774 ± 0.0660291
14D29628	4.6 %	0.0181607 ± 0.0008530	0.0211203 ± 0.0602617	0.0879307 ± 0.0260744	0.0208107 ± 0.0246063	5.2111203 ± 0.0660291
14D29629	5.2 %	0.0180951 ± 0.0008530	0.0269784 ± 0.0602617	0.0899313 ± 0.0260744	0.0255393 ± 0.0246063	5.2148045 ± 0.0660291
14D29630	5.8 %	0.0180322 ± 0.0008530	0.0309950 ± 0.0602617	0.0916110 ± 0.0260744	0.0291172 ± 0.0246063	5.2199599 ± 0.0660291
14D29632	6.6 %	0.0179212 ± 0.0008530	0.0316564 ± 0.0602617	0.0940798 ± 0.0260744	0.0323593 ± 0.0246063	5.2353343 ± 0.0660291
14D29633	7.4 %	0.0178791 ± 0.0008530	0.0275043 ± 0.0602617	0.0948133 ± 0.0260744	0.0316644 ± 0.0246063	5.2455792 ± 0.0660291
14D29634	8.4 %	0.0178520 ± 0.0008530	0.0210721 ± 0.0602617	0.0951561 ± 0.0260744	0.0295889 ± 0.0246063	5.2561599 ± 0.0660291
14D29636	9.4 %	0.0178361 ± 0.0008530	0.0014106 ± 0.0602617	0.0948397 ± 0.0260744	0.0212196 ± 0.0246063	5.2805237 ± 0.0660291
14D29637	10.6 %	0.0178488 ± 0.0008530	0.0096822 ± 0.0602617	0.0941932 ± 0.0260744	0.0155702 ± 0.0246063	5.2926398 ± 0.0660291
14D29638	11.8 %	0.0178773 ± 0.0008530	0.0215107 ± 0.0602617	0.0931307 ± 0.0260744	0.0085854 ± 0.0246063	5.3054416 ± 0.0660291
14D29640	12.8 %	0.0179718 ± 0.0008530	0.0382255 ± 0.0602617	0.0900292 ± 0.0260744	0.0060588 ± 0.0246063	5.3268578 ± 0.0660291
14D29641	15.3 %	0.0180331 ± 0.0008530	0.0403324 ± 0.0602617	0.0880458 ± 0.0260744	0.0129047 ± 0.0246063	5.3344293 ± 0.0660291
14D29643	16.6 %	0.0181835 ± 0.0008530	0.0227217 ± 0.0602617	0.0828831 ± 0.0260744	0.0244258 ± 0.0246063	5.3409399 ± 0.0660291
14D29644	18.3 %	0.0182614 ± 0.0008530	0.0005881 ± 0.0602617	0.0799104 ± 0.0260744	0.0275871 ± 0.0246063	5.3380609 ± 0.0660291
14D29645	20.3 %	0.0183453 ± 0.0008530	0.0403167 ± 0.0602617	0.0763279 ± 0.0260744	0.0283923 ± 0.0246063	5.3292683 ± 0.0660291
14D29647	22.5 %	0.0184883 ± 0.0008530	0.1709470 ± 0.0602617	0.0683801 ± 0.0260744	0.0193454 ± 0.0246063	5.2916310 ± 0.0660291
14D29648	25.0 %	0.0185394 ± 0.0008530	0.2650983 ± 0.0602617	0.0640705 ± 0.0260744	0.0085425 ± 0.0246063	5.2617828 ± 0.0660291

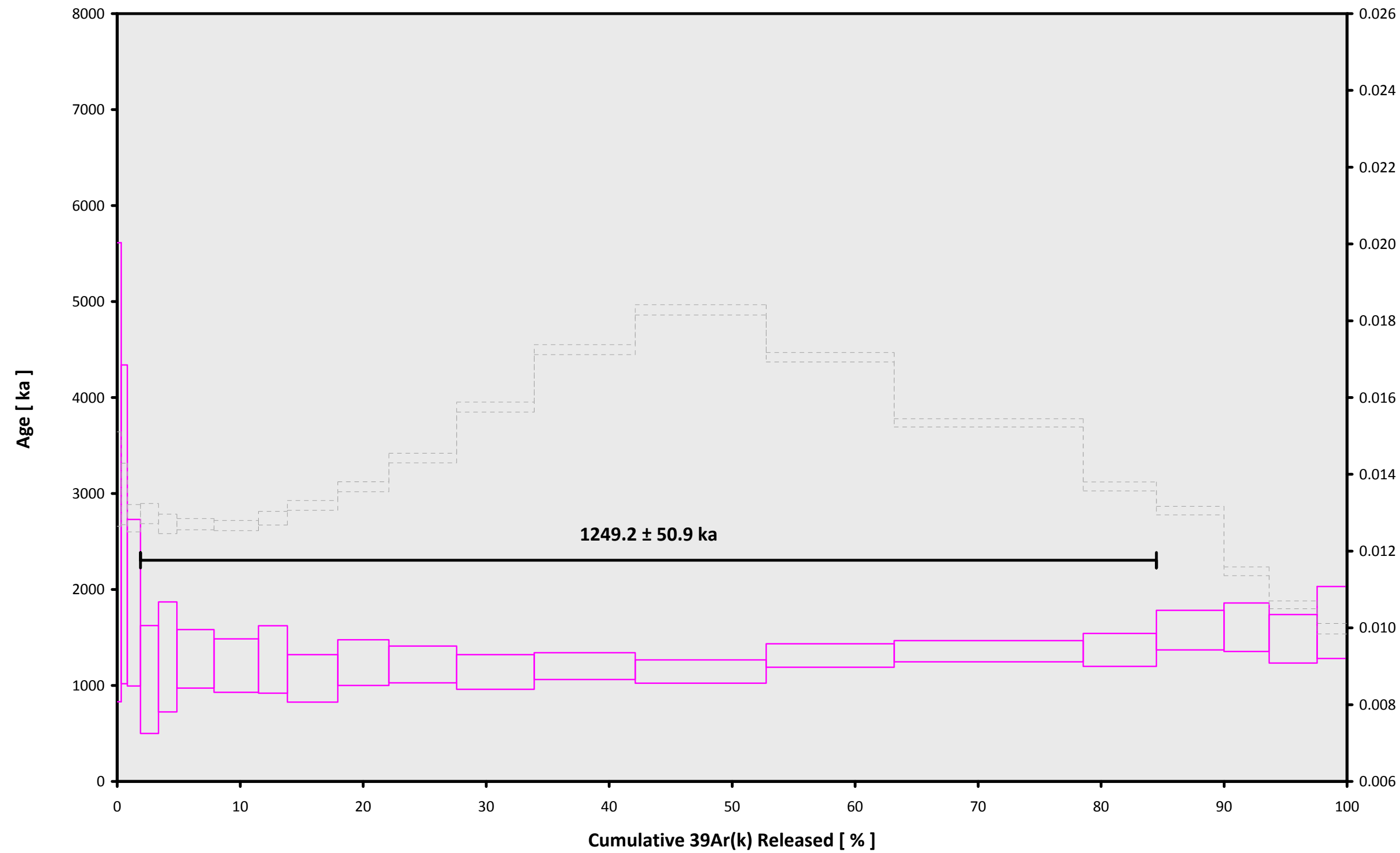
Intercept Values		36Ar ± 1σ (SE) [fA]	r2	Regression (type,n)	37Ar ± 1σ (SE) [fA]	r2	Regression (type,n)	38Ar ± 1σ (SE) [fA]	r2	Regression (type,n)	39Ar ± 1σ (SE) [fA]	r2	Regression (type,n)	40Ar ± 1σ (SE) [fA]	r2	Regression (type,n)
14D29620	1.8 %	0.0608397 ± 0.0006570	0.3143	EXP 149 of 150	4.800112 ± 0.030999	0.3785	EXP 150 of 150	0.0298115 ± 0.0275764	0.0041	EXP 150 of 150	0.8742342 ± 0.0274052	0.0011	EXP 150 of 150	17.189415 ± 0.027854	0.9956	EXP 150 of 150
14D29622	2.2 %	0.0665104 ± 0.0006983	0.1828	EXP 150 of 150	7.242748 ± 0.028954	0.6059	EXP 150 of 150	0.0207803 ± 0.0269915	0.0149	EXP 150 of 150	1.3111009 ± 0.0267736	0.0116	EXP 150 of 150	18.031760 ± 0.032182	0.9929	EXP 150 of 150
14D29624	3.0 %	0.1207240 ± 0.0009072	0.0107	EXP 150 of 150	16.644440 ± 0.027932	0.9101	EXP 150 of 150	0.2168301 ± 0.0256632	0.0005	EXP 149 of 150	2.8997156 ± 0.0269240	0.1482	EXP 150 of 150	31.231221 ± 0.031807	0.9884	EXP 150 of 150
14D29625	3.4 %	0.0889267 ± 0.0007208	0.0070	EXP 150 of 150	22.747814 ± 0.032502	0.9371	EXP 150 of 150	0.1561010 ± 0.0258435	0.0014	EXP 150 of 150	4.0089762 ± 0.0256745	0.4727	EXP 149 of 150	18.254972 ± 0.029063	0.9935	EXP 150 of 150
14D29626	4.0 %	0.0897256 ± 0.0007778	0.0154	EXP 150 of 150	23.482617 ± 0.031470	0.9471	EXP 150 of 150	0.1435248 ± 0.0272610	0.0618	EXP 150 of 150	4.0618541 ± 0.0252077	0.4000	EXP 150 of 150	18.513189 ± 0.028130	0.9937	EXP 150 of 150
14D29628	4.6 %	0.1319215 ± 0.0008554	0.0763	EXP 150 of 150	47.507628 ± 0.035405	0.9829	EXP 150 of 150	0.4838823 ± 0.0270415	0.0096	EXP 150 of 150	8.2189025 ± 0.0251293	0.7980	EXP 150 of 150	22.516559 ± 0.028068	0.9933	EXP 150 of 150
14D29629	5.2 %	0.1586899 ± 0.0009858	0.2404	EXP 150 of 150	57.120083 ± 0.031700	0.9905	EXP 150 of 150	0.3216723 ± 0.0260540	0.0001	EXP 150 of 150	9.8562124 ± 0.0270677	0.8015	EXP 150 of 150	26.980602 ± 0.034412	0.9890	EXP 150 of 150
14D29630	5.8 %	0.0960068 ± 0.0006990	0.0024	EXP 149 of 150	36.639236 ± 0.035063	0.9721	EXP 150 of 150	0.0740906 ± 0.0268380	0.0002	EXP 150 of 150	6.4263119 ± 0.0259074	0.6987	EXP 150 of 150	15.567585 ± 0.030145	0.9933	EXP 150 of 150
14D29632	6.6 %	0.1790009 ± 0.0009735	0.3056	EXP 150 of 150	62.072980 ± 0.031019	0.9921	EXP 150 of 150	0.3510211 ± 0.0260171	0.0028	EXP 150 of 150	11.1523700 ± 0.0249260	0.8784	EXP 150 of 150	31.146219 ± 0.030002	0.9902	EXP 150 of 150
14D29633	7.4 %	0.1494078 ± 0.0009686	0.1011	EXP 150 of 150	60.889121 ± 0.032831	0.9909	EXP 150 of 150	0.3558955 ± 0.0271200	0.0160	EXP 150 of 150	11.3339513 ± 0.0252458	0.8840	EXP 150 of 150	23.174757 ± 0.031192	0.9920	EXP 150 of 150
14D29634	8.4 %	0.1809759 ± 0.0010375	0.2328	EXP 150 of 150	76.330197 ± 0.034075	0.9938	EXP 150 of 150	0.5366045 ± 0.0288111	0.0038	EXP 149 of 150	14.9653097 ± 0.0294530	0.9088	EXP 150 of 150	27.390749 ± 0.031802	0.9910	EXP 150 of 150
14D29636	9.4 %	0.2290793 ± 0.0011289	0.3850	EXP 150 of 150	80.054184 ± 0.037777	0.9931	EXP 150 of 150	0.7501986 ± 0.0276171	0.0403	EXP 150 of 150	17.1070073 ± 0.0270980	0.9411	EXP 150 of 150	41.072478 ± 0.030652	0.9853	EXP 150 of 150
14D29637	10.6 %	0.2235156 ± 0.0011279	0.3874	EXP 149 of 150	95.178237 ± 0.040051	0.9945	EXP 150 of 150	1.1882588 ± 0.0293557	0.0550	EXP 150 of 150	22.2311740 ± 0.0258132	0.9677	EXP 150 of 150	34.865193 ± 0.032159	0.9879	EXP 150 of 150
14D29638	11.8 %	0.2855224 ± 0.0012760	0.5043	EXP 150 of 150	116.178527 ± 0.041010	0.9961	EXP 150 of 150	1.8717108 ± 0.0237037	0.1267	EXP 150 of 150	28.7360788 ± 0.0260865	0.9806	EXP 150 of 150	46.635566 ± 0.030815	0.9843	EXP 150 of 150
14D29640	12.8 %	0.2883350 ± 0.0012184	0.5898	EXP 150 of 150	121.911883 ± 0.041083	0.9965	EXP 150 of 150	2.2258929 ± 0.0281415	0.2357	EXP 150 of 150	28.1480800 ± 0.0258078	0.9794	EXP 150 of 150	46.177953 ± 0.033195	0.9821	EXP 150 of 150
14D29641	15.3 %	0.4557496 ± 0.0015668	0.7122	EXP 150 of 150	200.057652 ± 0.039083	0.9988	EXP 150 of 150	3.4619747 ± 0.0288716	0.3224	EXP 150 of 150	41.6344817 ± 0.0264168	0.9904	EXP 150 of 150	69.149917 ± 0.030521	0.9712	EXP 149 of 150
14D29643	16.6 %	0.1944895 ± 0.0009200	0.2903	EXP 150 of 150	86.679198 ± 0.035906	0.9946	EXP 150 of 150	1.2388605 ± 0.0260449	0.1167	EXP 150 of 150	16.1178770 ± 0.0292372	0.9264	EXP 150 of 150	28.058376 ± 0.030543	0.9905	EXP 150 of 150
14D29644	18.3 %	0.1982265 ± 0.0011513	0.1444	EXP 150 of 150	84.110337 ± 0.032531	0.9953	EXP 150 of 150	1.1460026 ± 0.0276703	0.1109	EXP 150 of 150	14.9280054 ± 0.0269831	0.9286	EXP 149 of 150	30.818638 ± 0.030012	0.9902	EXP 150 of 150
14D29645	20.3 %	0.1461821 ± 0.0008292	0.0627	EXP 150 of 150	63.792997 ± 0.036411	0.9898	EXP 150 of 150	0.6979718 ± 0.0288542	0.0371	EXP 150 of 150	9.9668174 ± 0.0242415	0.8500	EXP 150 of 150	21.383456 ± 0.029341	0.9926	EXP 149 of 150
14D29647	22.5 %	0.1708400 ± 0.0009030	0.3230	EXP 150 of 150	73.539507 ± 0.035173	0.9929	EXP 150 of 150	0.6684131 ± 0.0284485	0.0381	EXP 150 of 150	10.6316607 ± 0.0246001	0.8701	EXP 150 of 150	24.520154 ± 0.027931	0.9927	EXP 150 of 150
14D29648	25.0 %	0.1147436 ± 0.0008537	0.0003	EXP 150 of 150	48.905792 ± 0.037141	0.9821	EXP 150 of 150	0.3911072 ± 0.0292952	0.0319	EXP 150 of 150	6.6516109 ± 0.0284379	0.6279	EXP 150 of 150	16.683387 ± 0.030840	0.9928	EXP 150 of 150

Project Info		Analyst	Irradiation	X-pos	Y-pos	Z/H-pos	Project	Experiment	Nmb
14D29620	1.8 %	Chris Conatser	14-OSU-04	0.00	0.00	23.64	Lau Basin\Mullions (13-INT-09)	14D29619	01
14D29622	2.2 %	Chris Conatser	14-OSU-04	0.00	0.00	23.64	Lau Basin\Mullions (13-INT-09)	14D29619	01
14D29624	3.0 %	Chris Conatser	14-OSU-04	0.00	0.00	23.64	Lau Basin\Mullions (13-INT-09)	14D29619	01
14D29625	3.4 %	Chris Conatser	14-OSU-04	0.00	0.00	23.64	Lau Basin\Mullions (13-INT-09)	14D29619	01
14D29626	4.0 %	Chris Conatser	14-OSU-04	0.00	0.00	23.64	Lau Basin\Mullions (13-INT-09)	14D29619	01
14D29628	4.6 %	Chris Conatser	14-OSU-04	0.00	0.00	23.64	Lau Basin\Mullions (13-INT-09)	14D29619	01
14D29629	5.2 %	Chris Conatser	14-OSU-04	0.00	0.00	23.64	Lau Basin\Mullions (13-INT-09)	14D29619	01
14D29630	5.8 %	Chris Conatser	14-OSU-04	0.00	0.00	23.64	Lau Basin\Mullions (13-INT-09)	14D29619	01
14D29632	6.6 %	Chris Conatser	14-OSU-04	0.00	0.00	23.64	Lau Basin\Mullions (13-INT-09)	14D29619	01
14D29633	7.4 %	Chris Conatser	14-OSU-04	0.00	0.00	23.64	Lau Basin\Mullions (13-INT-09)	14D29619	01
14D29634	8.4 %	Chris Conatser	14-OSU-04	0.00	0.00	23.64	Lau Basin\Mullions (13-INT-09)	14D29619	01
14D29636	9.4 %	Chris Conatser	14-OSU-04	0.00	0.00	23.64	Lau Basin\Mullions (13-INT-09)	14D29619	01
14D29637	10.6 %	Chris Conatser	14-OSU-04	0.00	0.00	23.64	Lau Basin\Mullions (13-INT-09)	14D29619	01
14D29638	11.8 %	Chris Conatser	14-OSU-04	0.00	0.00	23.64	Lau Basin\Mullions (13-INT-09)	14D29619	01
14D29640	12.8 %	Chris Conatser	14-OSU-04	0.00	0.00	23.64	Lau Basin\Mullions (13-INT-09)	14D29619	01
14D29641	15.3 %	Chris Conatser	14-OSU-04	0.00	0.00	23.64	Lau Basin\Mullions (13-INT-09)	14D29619	01
14D29643	16.6 %	Chris Conatser	14-OSU-04	0.00	0.00	23.64	Lau Basin\Mullions (13-INT-09)	14D29619	01
14D29644	18.3 %	Chris Conatser	14-OSU-04	0.00	0.00	23.64	Lau Basin\Mullions (13-INT-09)	14D29619	01
14D29645	20.3 %	Chris Conatser	14-OSU-04	0.00	0.00	23.64	Lau Basin\Mullions (13-INT-09)	14D29619	01
14D29647	22.5 %	Chris Conatser	14-OSU-04	0.00	0.00	23.64	Lau Basin\Mullions (13-INT-09)	14D29619	01
14D29648	25.0 %	Chris Conatser	14-OSU-04	0.00	0.00	23.64	Lau Basin\Mullions (13-INT-09)	14D29619	01

Sample Parameters	Sample	Material	Location	Standard Name	Standard (in Ma)	%1σ	Standard Reference	Standard 40Ar/39Ar	%1σ	J	%1σ	Air 40Ar/36Ar	%1σ	MDF (lin)	%1σ	Volume Ratio	Sensitivity (mol/volt)	Day	Month	Year	Hour	Min	Resist	
14D29620	1.8 %	RR1310-D44-08	Plagioclase	Lau Basin	FCT-NM (4C11-14)	28.201	0.082	Kuiper et al 2008	9.27102	0.127	0.00169533	0.127	303.645	0.165	0.99328531	0.071	1	4.8E-14	2	NOV	2014	1	28	1
14D29622	2.2 %	RR1310-D44-08	Plagioclase	Lau Basin	FCT-NM (4C11-14)	28.201	0.082	Kuiper et al 2008	9.27102	0.127	0.00169533	0.127	303.645	0.165	0.99328531	0.071	1	4.8E-14	2	NOV	2014	1	53	1
14D29624	3.0 %	RR1310-D44-08	Plagioclase	Lau Basin	FCT-NM (4C11-14)	28.201	0.082	Kuiper et al 2008	9.27102	0.127	0.00169533	0.127	303.645	0.165	0.99328531	0.071	1	4.8E-14	2	NOV	2014	2	8	1
14D29625	3.4 %	RR1310-D44-08	Plagioclase	Lau Basin	FCT-NM (4C11-14)	28.201	0.082	Kuiper et al 2008	9.27102	0.127	0.00169533	0.127	303.645	0.165	0.99328531	0.071	1	4.8E-14	2	NOV	2014	2	20	1
14D29626	4.0 %	RR1310-D44-08	Plagioclase	Lau Basin	FCT-NM (4C11-14)	28.201	0.082	Kuiper et al 2008	9.27102	0.127	0.00169533	0.127	303.645	0.165	0.99328531	0.071	1	4.8E-14	2	NOV	2014	2	33	1
14D29628	4.6 %	RR1310-D44-08	Plagioclase	Lau Basin	FCT-NM (4C11-14)	28.201	0.082	Kuiper et al 2008	9.27102	0.127	0.00169533	0.127	303.645	0.165	0.99328531	0.071	1	4.8E-14	2	NOV	2014	2	58	1
14D29629	5.2 %	RR1310-D44-08	Plagioclase	Lau Basin	FCT-NM (4C11-14)	28.201	0.082	Kuiper et al 2008	9.27102	0.127	0.00169533	0.127	303.645	0.165	0.99328531	0.071	1	4.8E-14	2	NOV	2014	3	10	1
14D29630	5.8 %	RR1310-D44-08	Plagioclase	Lau Basin	FCT-NM (4C11-14)	28.201	0.082	Kuiper et al 2008	9.27102	0.127	0.00169533	0.127	303.645	0.165	0.99328531	0.071	1	4.8E-14	2	NOV	2014	3	22	1
14D29632	6.6 %	RR1310-D44-08	Plagioclase	Lau Basin	FCT-NM (4C11-14)	28.201	0.082	Kuiper et al 2008	9.27102	0.127	0.00169533	0.127	303.645	0.165	0.99328531	0.071	1	4.8E-14	2	NOV	2014	3	47	1
14D29633	7.4 %	RR1310-D44-08	Plagioclase	Lau Basin	FCT-NM (4C11-14)	28.201	0.082	Kuiper et al 2008	9.27102	0.127	0.00169533	0.127	303.645	0.165	0.99328531	0.071	1	4.8E-14	2	NOV	2014	4	0	1
14D29634	8.4 %	RR1310-D44-08	Plagioclase	Lau Basin	FCT-NM (4C11-14)	28.201	0.082	Kuiper et al 2008	9.27102	0.127	0.00169533	0.127	303.645	0.165	0.99328531	0.071	1	4.8E-14	2	NOV	2014	4	12	1
14D29636	9.4 %	RR1310-D44-08	Plagioclase	Lau Basin	FCT-NM (4C11-14)	28.201	0.082	Kuiper et al 2008	9.27102	0.127	0.00169533	0.127	303.645	0.165	0.99328531	0.071	1	4.8E-14	2	NOV	2014	4	37	1
14D29637	10.6 %	RR1310-D44-08	Plagioclase	Lau Basin	FCT-NM (4C11-14)	28.201	0.082	Kuiper et al 2008	9.27102	0.127	0.00169533	0.127	303.645	0.165	0.99328531	0.071	1	4.8E-14	2	NOV	2014	4	49	1
14D29638	11.8 %	RR1310-D44-08	Plagioclase	Lau Basin	FCT-NM (4C11-14)	28.201	0.082	Kuiper et al 2008	9.27102	0.127	0.00169533	0.127	303.645	0.165	0.99328531	0.071	1	4.8E-14	2	NOV	2014	5	2	1
14D29640	12.8 %	RR1310-D44-08	Plagioclase	Lau Basin	FCT-NM (4C11-14)	28.201	0.082	Kuiper et al 2008	9.27102	0.127	0.00169533	0.127	303.645	0.165	0.99328531	0.071	1	4.8E-14	2	NOV	2014	5	27	1
14D29641	15.3 %	RR1310-D44-08	Plagioclase	Lau Basin	FCT-NM (4C11-14)	28.201	0.082	Kuiper et al 2008	9.27102	0.127	0.00169533	0.127	303.645	0.165	0.99328531	0.071	1	4.8E-14	2	NOV	2014	5	39	1
14D29643	16.6 %	RR1310-D44-08	Plagioclase	Lau Basin	FCT-NM (4C11-14)	28.201	0.082	Kuiper et al 2008	9.27102	0.127	0.00169533	0.127	303.645	0.165	0.99328531	0.071	1	4.8E-14	2	NOV	2014	6	4	1
14D29644	18.3 %	RR1310-D44-08	Plagioclase	Lau Basin	FCT-NM (4C11-14)	28.201	0.082	Kuiper et al 2008	9.27102	0.127	0.00169533	0.127	303.645	0.165	0.99328531	0.071	1	4.8E-14	2	NOV	2014	6	16	1
14D29645	20.3 %	RR1310-D44-08	Plagioclase	Lau Basin	FCT-NM (4C11-14)	28.201	0.082	Kuiper et al 2008	9.27102	0.127	0.00169533	0.127	303.645	0.165	0.99328531	0.071	1	4.8E-14	2	NOV	2014	6	29	1
14D29647	22.5 %	RR1310-D44-08	Plagioclase	Lau Basin	FCT-NM (4C11-14)	28.201	0.082	Kuiper et al 2008	9.27102	0.127	0.00169533	0.127	303.645	0.165	0.99328531	0.071	1	4.8E-14	2	NOV	2014	6	54	1
14D29648	25.0 %	RR1310-D44-08	Plagioclase	Lau Basin	FCT-NM (4C11-14)	28.201	0.082	Kuiper et al 2008	9.27102	0.127	0.00169533	0.127	303.645	0.165	0.99328531	0.071	1	4.8E-14	2	NOV	2014	7	6	1

<b>Irradiation Constants</b>		<b>40/36(a)</b>	<b>%1σ</b>	<b>40/36(c)</b>	<b>%1σ</b>	<b>38/36(a)</b>	<b>%1σ</b>	<b>38/36(c)</b>	<b>%1σ</b>	<b>39/37(ca)</b>	<b>%1σ</b>	<b>38/37(ca)</b>	<b>%1σ</b>	<b>36/37(ca)</b>	<b>%1σ</b>	<b>40/39(k)</b>	<b>%1σ</b>	<b>38/39(k)</b>	<b>%1σ</b>	<b>36/38(cl)</b>	<b>%1σ</b>	<b>K/Ca</b>	<b>%1σ</b>	<b>K/Cl</b>	<b>%1σ</b>	<b>Ca/Cl</b>	<b>%1σ</b>
14D29620	1.8 %	295.5	0	0.018	35	0.1869	0	1.493	3	0.000673	0	0.0000139	0	0.000264	0	0.00101	0	0.01138	0	0	0	0.43	0	0	0	0	0
14D29622	2.2 %	295.5	0	0.018	35	0.1869	0	1.493	3	0.000673	0	0.0000139	0	0.000264	0	0.00101	0	0.01138	0	0	0	0.43	0	0	0	0	0
14D29624	3.0 %	295.5	0	0.018	35	0.1869	0	1.493	3	0.000673	0	0.0000139	0	0.000264	0	0.00101	0	0.01138	0	0	0	0.43	0	0	0	0	0
14D29625	3.4 %	295.5	0	0.018	35	0.1869	0	1.493	3	0.000673	0	0.0000139	0	0.000264	0	0.00101	0	0.01138	0	0	0	0.43	0	0	0	0	0
14D29626	4.0 %	295.5	0	0.018	35	0.1869	0	1.493	3	0.000673	0	0.0000139	0	0.000264	0	0.00101	0	0.01138	0	0	0	0.43	0	0	0	0	0
14D29628	4.6 %	295.5	0	0.018	35	0.1869	0	1.493	3	0.000673	0	0.0000139	0	0.000264	0	0.00101	0	0.01138	0	0	0	0.43	0	0	0	0	0
14D29629	5.2 %	295.5	0	0.018	35	0.1869	0	1.493	3	0.000673	0	0.0000139	0	0.000264	0	0.00101	0	0.01138	0	0	0	0.43	0	0	0	0	0
14D29630	5.8 %	295.5	0	0.018	35	0.1869	0	1.493	3	0.000673	0	0.0000139	0	0.000264	0	0.00101	0	0.01138	0	0	0	0.43	0	0	0	0	0
14D29632	6.6 %	295.5	0	0.018	35	0.1869	0	1.493	3	0.000673	0	0.0000139	0	0.000264	0	0.00101	0	0.01138	0	0	0	0.43	0	0	0	0	0
14D29633	7.4 %	295.5	0	0.018	35	0.1869	0	1.493	3	0.000673	0	0.0000139	0	0.000264	0	0.00101	0	0.01138	0	0	0	0.43	0	0	0	0	0
14D29634	8.4 %	295.5	0	0.018	35	0.1869	0	1.493	3	0.000673	0	0.0000139	0	0.000264	0	0.00101	0	0.01138	0	0	0	0.43	0	0	0	0	0
14D29636	9.4 %	295.5	0	0.018	35	0.1869	0	1.493	3	0.000673	0	0.0000139	0	0.000264	0	0.00101	0	0.01138	0	0	0	0.43	0	0	0	0	0
14D29637	10.6 %	295.5	0	0.018	35	0.1869	0	1.493	3	0.000673	0	0.0000139	0	0.000264	0	0.00101	0	0.01138	0	0	0	0.43	0	0	0	0	0
14D29638	11.8 %	295.5	0	0.018	35	0.1869	0	1.493	3	0.000673	0	0.0000139	0	0.000264	0	0.00101	0	0.01138	0	0	0	0.43	0	0	0	0	0
14D29640	12.8 %	295.5	0	0.018	35	0.1869	0	1.493	3	0.000673	0	0.0000139	0	0.000264	0	0.00101	0	0.01138	0	0	0	0.43	0	0	0	0	0
14D29641	15.3 %	295.5	0	0.018	35	0.1869	0	1.493	3	0.000673	0	0.0000139	0	0.000264	0	0.00101	0	0.01138	0	0	0	0.43	0	0	0	0	0
14D29643	16.6 %	295.5	0	0.018	35	0.1869	0	1.493	3	0.000673	0	0.0000139	0	0.000264	0	0.00101	0	0.01138	0	0	0	0.43	0	0	0	0	0
14D29644	18.3 %	295.5	0	0.018	35	0.1869	0	1.493	3	0.000673	0	0.0000139	0	0.000264	0	0.00101	0	0.01138	0	0	0	0.43	0	0	0	0	0
14D29645	20.3 %	295.5	0	0.018	35	0.1869	0	1.493	3	0.000673	0	0.0000139	0	0.000264	0	0.00101	0	0.01138	0	0	0	0.43	0	0	0	0	0
14D29647	22.5 %	295.5	0	0.018	35	0.1869	0	1.493	3	0.000673	0	0.0000139	0	0.000264	0	0.00101	0	0.01138	0	0	0	0.43	0	0	0	0	0
14D29648	25.0 %	295.5	0	0.018	35	0.1869	0	1.493	3	0.000673	0	0.0000139	0	0.000264	0	0.00101	0	0.01138	0	0	0	0.43	0	0	0	0	0

**14D29619.AGE >>> RR1310-D44-08 >>> LAU BASIN | MULLIONS (13-INT-09) PROJECT**



**Ar-Ages in ka**

**WEIGHTED PLATEAU**  
1249.2 ± 50.9

**TOTAL FUSION**  
1316.7 ± 48.1

**NORMAL ISOCHRON**  
1349.0 ± 169.1

**INVERSE ISOCHRON**  
1359.1 ± 162.7

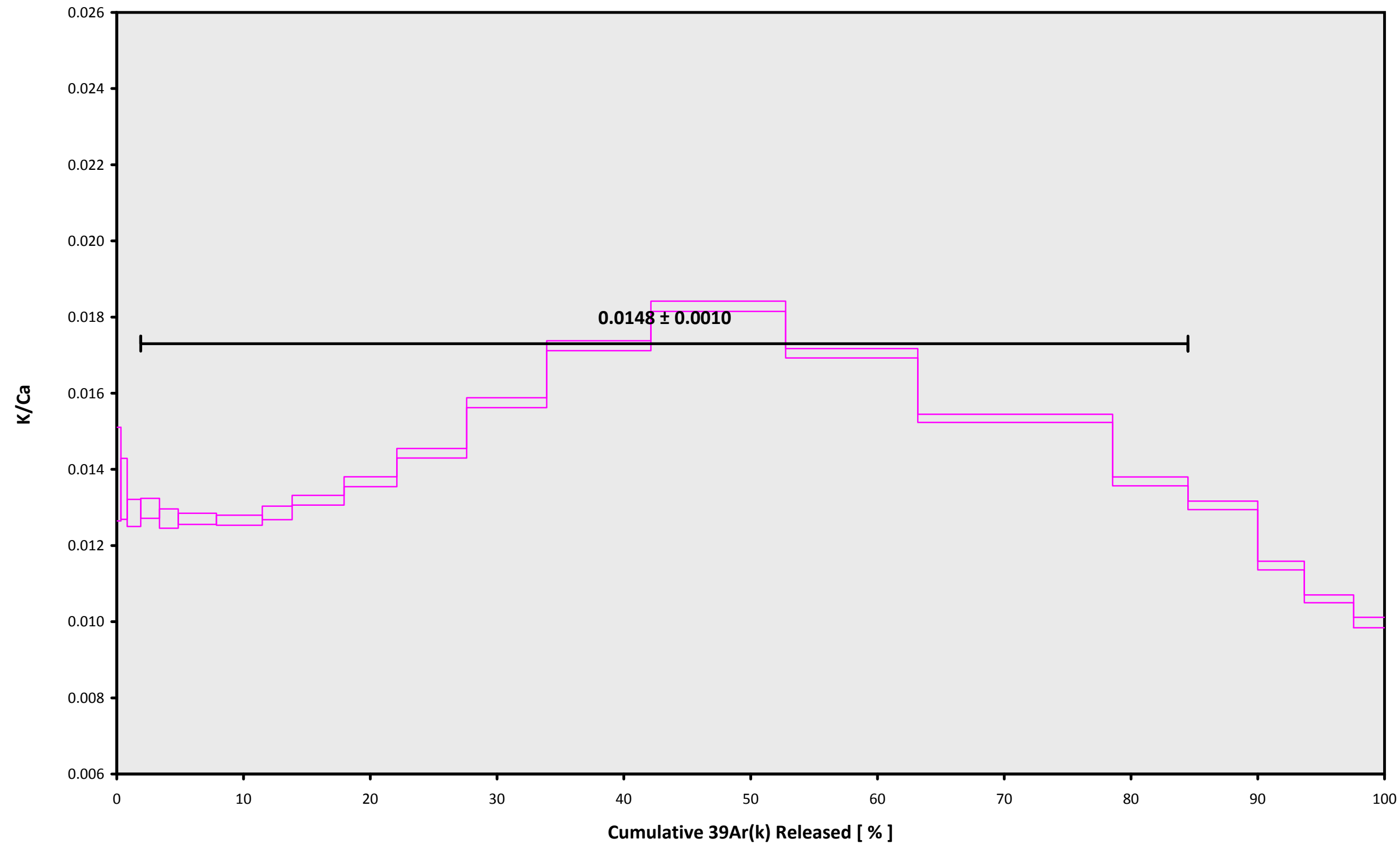
**MSWD (PROBABILITY)**  
1.11 (34%)

**Sample Info**

Plagioclase  
Lau Basin  
Chris Conatser

IRR = 14-OSU-04 (4C11-14)  
J = 0.00169533 ± 0.00000215

**14D29619.AGE >>> RR1310-D44-08 >>> LAU BASIN | MULLIONS (13-INT-09) PROJECT**



**Ar-Ages in ka**

**WEIGHTED PLATEAU**  
1249.2 ± 50.9

**TOTAL FUSION**  
1316.7 ± 48.1

**NORMAL ISOCHRON**  
1349.0 ± 169.1

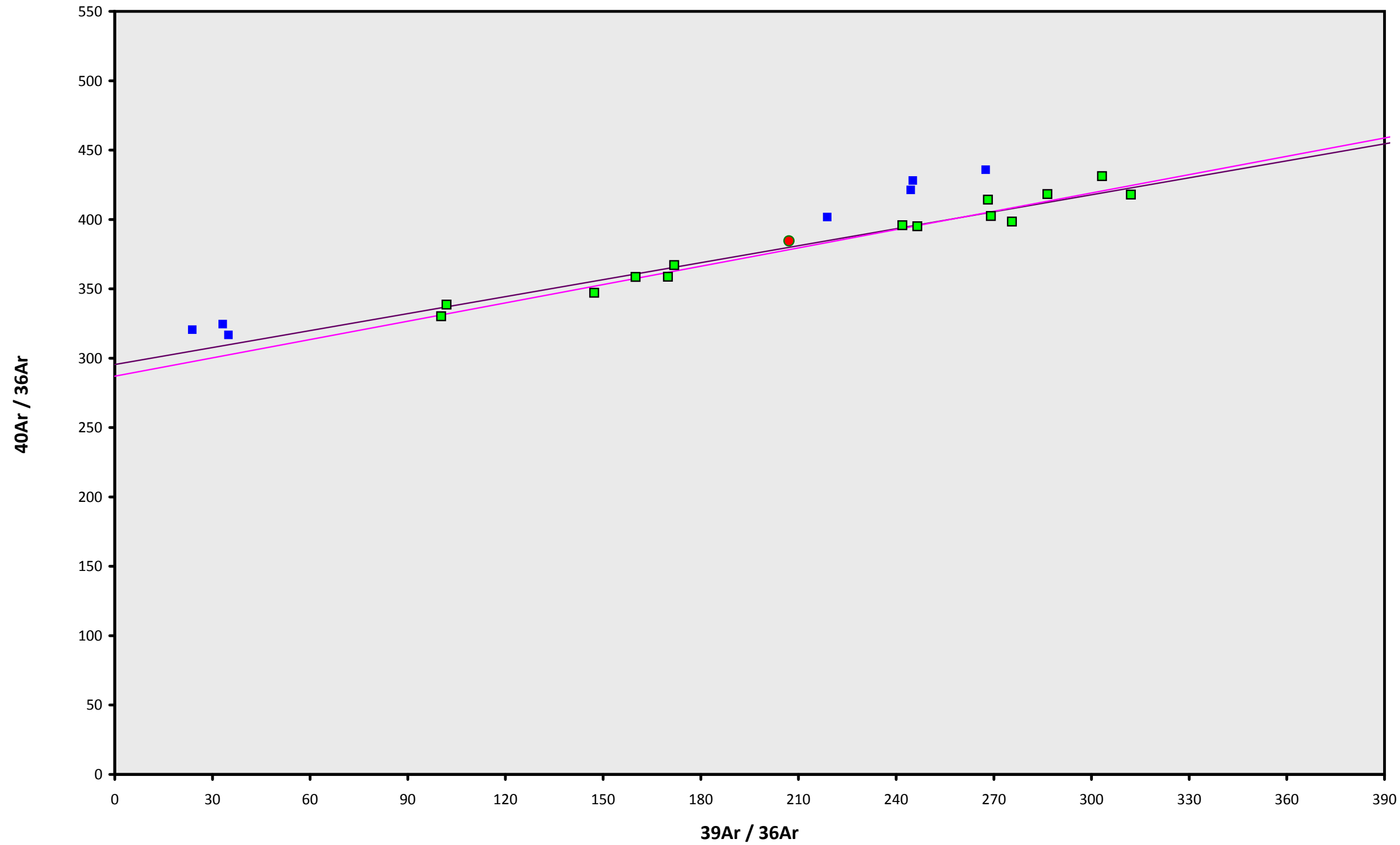
**INVERSE ISOCHRON**  
1359.1 ± 162.7

**Sample Info**

Plagioclase  
Lau Basin  
Chris Conatser

IRR = 14-OSU-04 (4C11-14)  
J = 0.00169533 ± 0.00000215

**14D29619.AGE >>> RR1310-D44-08 >>> LAU BASIN | MULLIONS (13-INT-09) PROJECT**



**Ar-Ages in ka**

**WEIGHTED PLATEAU**  
1249.2 ± 50.9

**TOTAL FUSION**  
1316.7 ± 48.1

**NORMAL ISOCHRON**  
1349.0 ± 169.1

**INVERSE ISOCHRON**  
1359.1 ± 162.7

**MSWD (PROBABILITY)**  
1.06 (39%)

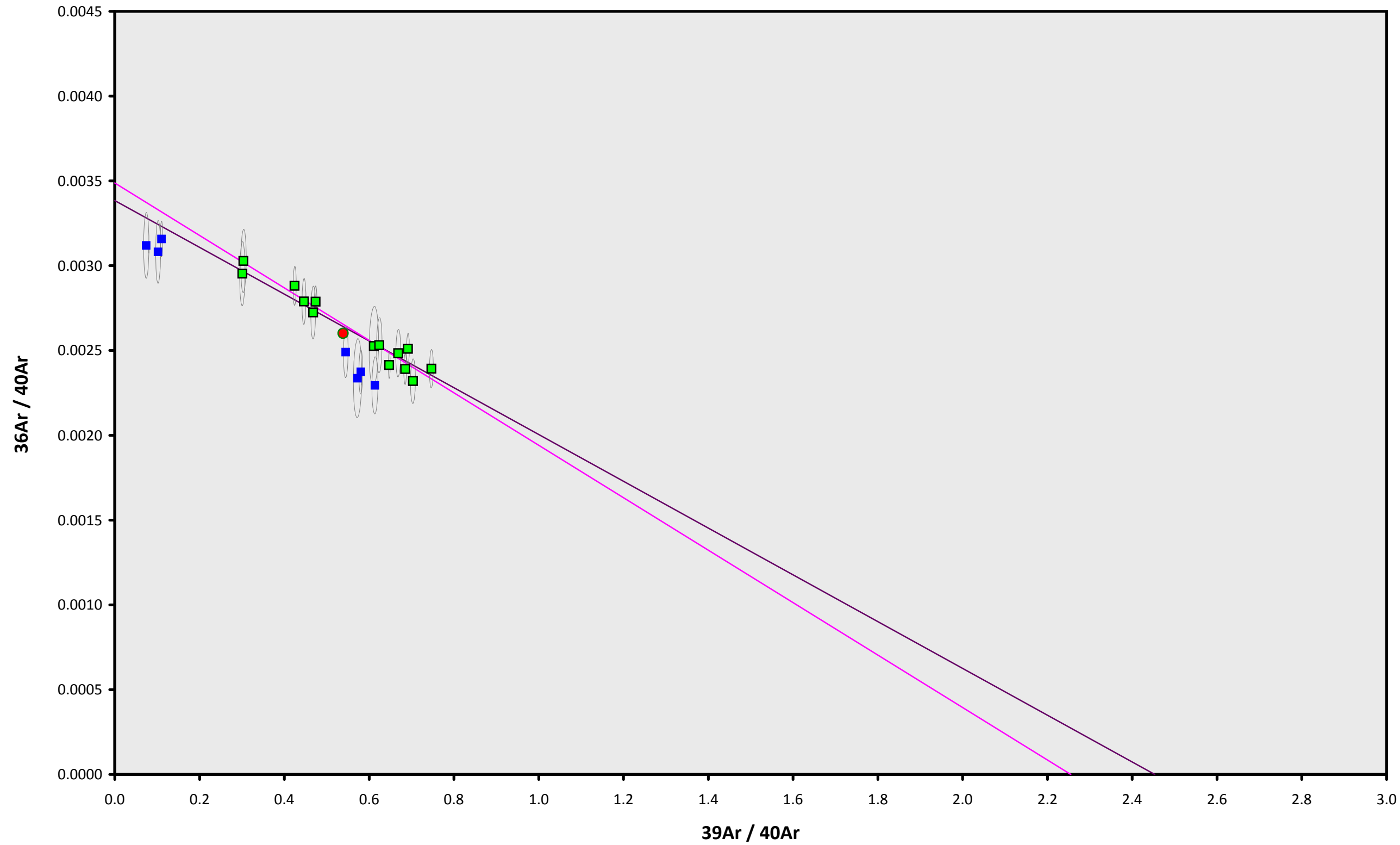
**40AR/36AR INTERCEPT**  
287.0 ± 12.9

**Sample Info**

Plagioclase  
Lau Basin  
Chris Conatser

IRR = 14-OSU-04 (4C11-14)  
J = 0.00169533 ± 0.00000215

**14D29619.AGE >>> RR1310-D44-08 >>> LAU BASIN | MULLIONS (13-INT-09) PROJECT**



**Ar-Ages in ka**

**WEIGHTED PLATEAU**  
1249.2 ± 50.9

**TOTAL FUSION**  
1316.7 ± 48.1

**NORMAL ISOCHRON**  
1349.0 ± 169.1

**INVERSE ISOCHRON**  
1359.1 ± 162.7

**MSWD (PROBABILITY)**  
1.06 (39%)

**SPREADING FACTOR**  
19.8%

**40AR/36AR INTERCEPT**  
286.7 ± 13.0

**Sample Info**

Plagioclase  
Lau Basin  
Chris Conatser

IRR = 14-OSU-04 (4C11-14)  
J = 0.00169533 ± 0.00000215