

Relative Abundances		36Ar [fA]	%1σ	37Ar [fA]	%1σ	38Ar [fA]	%1σ	39Ar [fA]	%1σ	40Ar [fA]	%1σ	40(r)/39(k) ± 2σ	Age ± 2σ (Ma)	40Ar(r) (%)	39Ar(k) (%)	K/Ca ± 2σ
13D03971	1.6 %	0.0060656	10.664	3.53285	21.166	0.432248	9.147	33.1019	0.140	100.781	0.072	2.99529 ± 0.01533	9.34 ± 0.05	98.37	0.78	4.03 ± 1.71
13D03973	2.0 %	0.0070407	9.265	8.32015	8.804	0.610017	6.457	54.2403	0.099	162.884	0.044	2.97320 ± 0.00983	9.27 ± 0.03	99.00	1.28	2.80 ± 0.49
13D03974	2.4 %	0.0074031	8.454	9.73262	7.537	0.775579	5.203	63.8992	0.088	191.393	0.039	2.96947 ± 0.00835	9.26 ± 0.03	99.13	1.50	2.82 ± 0.43
13D03975	2.8 %	0.0158897	4.665	23.86845	3.135	2.061377	1.938	167.8297	0.069	502.378	0.016	2.97307 ± 0.00500	9.27 ± 0.02	99.31	3.95	3.02 ± 0.19
13D03977	3.2 %	0.0111639	5.819	21.25420	3.570	1.819476	2.141	151.2168	0.070	451.650	0.019	2.97248 ± 0.00506	9.27 ± 0.02	99.51	3.56	3.06 ± 0.22
13D03978	3.6 %	✓ 0.0143340	4.997	32.45996	2.390	2.632213	1.569	220.2896	0.066	659.068	0.013	2.98067 ± 0.00451	9.29 ± 0.01	99.62	5.19	2.92 ± 0.14
13D03979	4.0 %	✓ 0.0183011	3.894	39.70711	1.956	3.207920	1.244	265.6153	0.066	794.784	0.011	2.98012 ± 0.00431	9.29 ± 0.01	99.59	6.25	2.88 ± 0.11
13D03981	4.5 %	✓ 0.0253101	3.001	61.83943	1.254	5.008334	0.779	413.0275	0.064	1234.628	0.008	2.97937 ± 0.00401	9.29 ± 0.01	99.66	9.72	2.87 ± 0.07
13D03982	5.2 %	✓ 0.0327203	2.489	80.86906	1.018	6.621224	0.635	545.6275	0.064	1631.989	0.007	2.98146 ± 0.00394	9.30 ± 0.01	99.67	12.84	2.90 ± 0.06
13D03983	6.1 %	✓ 0.0345293	2.470	95.27469	0.868	8.149298	0.526	674.8430	0.063	2018.650	0.006	2.98374 ± 0.00388	9.30 ± 0.01	99.74	15.89	3.05 ± 0.05
13D03985	7.3 %	✓ 0.0336954	2.323	87.35081	0.963	7.395313	0.585	612.0627	0.063	1831.921	0.007	2.98446 ± 0.00389	9.31 ± 0.01	99.70	14.41	3.01 ± 0.06
13D03986	8.5 %	✓ 0.0233623	3.320	55.39620	1.414	4.899160	0.790	407.6646	0.064	1220.218	0.008	2.98340 ± 0.00404	9.30 ± 0.01	99.66	9.60	3.16 ± 0.09
13D03987	9.7 %	0.0086497	8.007	27.17609	2.768	2.384582	1.727	197.4868	0.067	591.200	0.014	2.98796 ± 0.00462	9.32 ± 0.01	99.80	4.65	3.12 ± 0.17
13D03989	11.2 %	0.0044918	14.090	11.98974	6.107	1.095224	3.691	94.2448	0.077	282.650	0.027	2.99147 ± 0.00643	9.33 ± 0.02	99.74	2.22	3.38 ± 0.41
13D03990	13.5 %	0.0033997	18.628	8.68394	8.229	0.638758	6.009	56.8447	0.095	170.384	0.043	2.98819 ± 0.00928	9.32 ± 0.03	99.68	1.34	2.81 ± 0.46
13D03991	17.0 %	0.0059624	10.685	15.82357	4.655	1.108566	3.556	93.4951	0.078	281.580	0.027	3.00270 ± 0.00652	9.36 ± 0.02	99.69	2.20	2.54 ± 0.24
13D03993	21.0 %	0.0165435	4.263	29.08060	2.618	2.378446	1.690	196.2915	0.067	593.376	0.015	3.00617 ± 0.00469	9.37 ± 0.01	99.44	4.62	2.90 ± 0.15
Σ		0.2688627	1.090	612.35948	0.516	51.217735	0.324	4247.7808	0.020	12719.534	0.003					

Information on Analysis and Constants Used in Calculations

Project = **MV1203 (13-INT-04)**
 Sample = **MV1203-D42-08**
 Material = **K Feldspar**
 Location = **Esk Guyot**
 Region = **Walvis Ridge**
 Analyst = **Susan Schnur**
 Irradiation = **13-OSU-05**
 Position = X: | Y: | Z/H: **26.44 mm**
 FCT-NM Age = **28.201 ± 0.023 Ma**
 FCT-NM Reference = **Kuiper et al (2008)**
 FCT-NM 40Ar/39Ar Ratio = **9.09148 ± 0.01155**
 FCT-NM J-value = **0.00172880 ± 0.00000220**
 Air Shot 40Ar/36Ar = **302.7810 ± 0.2846**
 Air Shot MDF = **0.99398046 ± 0.00062288 (LIN)**
 Experiment Type = **Incremental Heating**
 Extraction Method = **Bulk Laser Heating**
 Heating = **60 sec**
 Isolation = **5.52 min**
 Instrument = **ARGUS-VI-D**
 Preferred Age = **Plateau Age**
 Age Classification = **Eruption Age**
 IGSN = **IESS10003**
 Rock Class = **Igneous>Volcanic>Mafic**
 Lithology = **Trachyte**
 Lat-Lon = **38°41.2'S - 11°48.1'W**

Age Equations = **Min et al. (2000)**
 Negative Intensities = **Allowed**
 Collector Calibrations = **40Ar 36Ar**
 Decay 40K = **5.530 ± 0.048 E-10 1/a**
 Decay 39Ar = **2.940 ± 0.016 E-07 1/h**
 Decay 37Ar = **8.230 ± 0.012 E-04 1/h**
 Decay 36Cl = **2.257 ± 0.015 E-06 1/a**
 Decay 40K(ε,β⁺) = **0.580 ± 0.009 E-10 1/a**
 Decay 40K(β⁻) = **4.950 ± 0.043 E-10 1/a**
 Atmospheric 40/36(a) = **295.50**
 Atmospheric 38/36(a) = **0.1869**
 Production 39/37(ca) = **0.0006756 ± 0.0000089**
 Production 38/37(ca) = **0.0000718 ± 0.0000092**
 Production 36/37(ca) = **0.0002663 ± 0.0000004**
 Production 40/39(k) = **0.003823 ± 0.000102**
 Production 38/39(k) = **0.012031 ± 0.000019**
 Production 36/38(cl) = **262.80 ± 1.71**
 Scaling Ratio K/Ca = **0.430**
 Abundance Ratio 40K/K = **1.1700 ± 0.0100 E-04**
 Atomic Weight K = **39.0983 ± 0.0001 g**

Results

	40(a)/36(a) ± 2σ	40(r)/39(k) ± 2σ	Age ± 2σ (Ma)	MSWD	39Ar(k) (%n)	K/Ca ± 2σ
Age Plateau		2.98200 ± 0.00154 ± 0.05%	9.30 ± 0.02 ± 0.26%	0.96 45%	73.90 7	2.98 ± 0.07
			Full External Error ± 0.21 Analytical Error ± 0.00	2.15 1.0000	2σ Confidence Limit Error Magnification	
Total Fusion Age		2.98351 ± 0.00128 ± 0.04%	9.30 ± 0.02 ± 0.26%		17	2.98 ± 0.03
			Full External Error ± 0.21 Analytical Error ± 0.00			
Normal Isochron	8.01 ± 309.42 #####	2.98799 ± 0.00667 ± 0.22%	9.32 ± 0.03 ± 0.34%	0.58 71%	73.90 7	
			Full External Error ± 0.21 Analytical Error ± 0.02	2.26 1.0000	2σ Confidence Limit Error Magnification	
				1 0.0000000033	Number of Iterations Convergence	
Inverse Isochron	14.13 ± 16.46 #####	2.98786 ± 0.00667 ± 0.22%	9.32 ± 0.03 ± 0.34%	0.59 71%	73.90 7	
Clustered Points			Full External Error ± 0.21 Analytical Error ± 0.02	2.26 1.0000	2σ Confidence Limit Error Magnification	
Notes				5	Number of Iterations	
Good plateau				0.0000051865	Convergence	
				0%	Spreading Factor	

Incremental Heating		36Ar(a) [fA]	37Ar(ca) [fA]	38Ar(cl) [fA]	39Ar(k) [fA]	40Ar(r) [fA]	Age ± 2σ (Ma)	40Ar(r) (%)	39Ar(k) (%)	K/Ca ± 2σ
13D03971	1.6 %	0.0051174	3.53285	0.0328182	33.0995	99.142	9.34 ± 0.05	98.37	0.78	4.03 ± 1.71
13D03973	2.0 %	0.0048250	8.32015	0.0000000	54.2346	161.250	9.27 ± 0.03	99.00	1.28	2.80 ± 0.49
13D03974	2.4 %	0.0048101	9.73262	0.0052881	63.8927	189.728	9.26 ± 0.03	99.13	1.50	2.82 ± 0.43
13D03975	2.8 %	0.0095248	23.86845	0.0389178	167.8136	498.922	9.27 ± 0.02	99.31	3.95	3.02 ± 0.19
13D03977	3.2 %	0.0055039	21.25420	0.0000000	151.2025	449.446	9.27 ± 0.02	99.51	3.56	3.06 ± 0.22
13D03978	3.6 %	✓ 0.0056899	32.45996	0.0000000	220.2676	656.545	9.29 ± 0.01	99.62	5.19	2.92 ± 0.14
13D03979	4.0 %	✓ 0.0077252	39.70711	0.0083307	265.5885	791.486	9.29 ± 0.01	99.59	6.25	2.88 ± 0.11
13D03981	4.5 %	✓ 0.0088347	61.83943	0.0336108	412.9857	1230.439	9.29 ± 0.01	99.66	9.72	2.87 ± 0.07
13D03982	5.2 %	✓ 0.0111737	80.86906	0.0495418	545.5729	1626.602	9.30 ± 0.01	99.67	12.84	2.90 ± 0.06
13D03983	6.1 %	✓ 0.0091526	95.27469	0.0224854	674.7786	2013.365	9.30 ± 0.01	99.74	15.89	3.05 ± 0.05
13D03985	7.3 %	✓ 0.0104285	87.35081	0.0240759	612.0037	1826.499	9.31 ± 0.01	99.70	14.41	3.01 ± 0.06
13D03986	8.5 %	✓ 0.0086103	55.39620	0.0000000	407.6271	1216.116	9.30 ± 0.01	99.66	9.60	3.16 ± 0.09
13D03987	9.7 %	0.0014112	27.17609	0.0066251	197.4684	590.028	9.32 ± 0.01	99.80	4.65	3.12 ± 0.17
13D03989	11.2 %	0.0012989	11.98974	0.0000000	94.2367	281.906	9.33 ± 0.02	99.74	2.22	3.38 ± 0.41
13D03990	13.5 %	0.0010872	8.68394	0.0000000	56.8388	169.845	9.32 ± 0.03	99.68	1.34	2.81 ± 0.46
13D03991	17.0 %	0.0017486	15.82357	0.0000000	93.4844	280.706	9.36 ± 0.02	99.69	2.20	2.54 ± 0.24
13D03993	21.0 %	0.0087963	29.08060	0.0133679	196.2718	590.026	9.37 ± 0.01	99.44	4.62	2.90 ± 0.15
Σ		0.1057384	612.35948	0.2350616	4247.3671	12672.051				

Information on Analysis

Project = **MV1203 (13-INT-04)**
 Sample = **MV1203-D42-08**
 Material = **K Feldspar**
 Location = **Esk Guyot**
 Region = **Walvis Ridge**
 Analyst = **Susan Schnur**
 Irradiation = **13-OSU-05**
 J = **0.00172880 ± 0.00000220**
 FCT-NM = **28.201 ± 0.023 Ma**

Results	40(r)/39(k) ± 2σ	Age ± 2σ (Ma)	MSWD	39Ar(k) (%,n)	K/Ca ± 2σ
Age Plateau	2.98200 ± 0.00154 ± 0.05%	9.30 ± 0.02 ± 0.26%	0.96 45%	73.90 7	2.98 ± 0.07
		Full External Error ± 0.21 Analytical Error ± 0.00	2.15 1.0000	2σ Confidence Limit Error Magnification	
Total Fusion Age	2.98351 ± 0.00128 ± 0.04%	9.30 ± 0.02 ± 0.26%		17	2.98 ± 0.03
		Full External Error ± 0.21 Analytical Error ± 0.00			

Normal Isochron		39(k)/36(a) ± 2σ	40(a+r)/36(a) ± 2σ	r.i.
13D03971	1.6 %	6468.07 ± 1711.12	19669.22 ± 5203.25	0.9999
13D03973	2.0 %	11240.28 ± 3172.50	33715.08 ± 9515.70	1.0000
13D03974	2.4 %	13283.09 ± 3621.57	39739.28 ± 10834.55	1.0000
13D03975	2.8 %	17618.64 ± 2840.03	52677.01 ± 8490.96	1.0000
13D03977	3.2 %	27471.75 ± 6792.37	81954.65 ± 20262.93	1.0000
13D03978	3.6 % ✓	38711.86 ± 10145.72	115682.68 ± 30318.10	1.0000
13D03979	4.0 % ✓	34379.51 ± 6607.23	102750.66 ± 19746.70	1.0000
13D03981	4.5 % ✓	46745.72 ± 8334.82	139568.44 ± 24884.59	1.0000
13D03982	5.2 % ✓	48826.48 ± 7375.81	145869.53 ± 22034.53	1.0000
13D03983	6.1 % ✓	73725.22 ± 14204.84	220272.55 ± 42439.60	1.0000
13D03985	7.3 % ✓	58685.86 ± 9173.16	175440.98 ± 27422.22	1.0000
13D03986	8.5 % ✓	47341.68 ± 8835.18	141534.74 ± 26413.44	1.0000
13D03987	9.7 %	139924.75 ± 143001.80	418385.19 ± 427585.43	1.0000
13D03989	11.2 %	72549.10 ± 73976.39	217323.67 ± 221598.94	1.0000
13D03990	13.5 %	52281.90 ± 63602.78	156523.70 ± 190416.45	1.0000
13D03991	17.0 %	53463.76 ± 40766.65	160831.36 ± 122635.31	1.0000
13D03993	21.0 %	22312.90 ± 3723.51	67371.87 ± 11242.49	1.0000

Results	40(a)/36(a) ± 2σ	40(r)/39(k) ± 2σ	Age ± 2σ (Ma)	MSWD
Normal Isochron	8.01 ± 309.42 ± 3863.22%	2.98799 ± 0.00667 ± 0.22%	9.32 ± 0.03 ± 0.34%	0.58 71%
			Full External Error ± 0.21 Analytical Error ± 0.02	
Statistics	2σ Confidence Limit Error Magnification Number of Data Points	2.26 1.0000 7	Convergence Number of Iterations Calculated Line	0.00000003257 1 Weighted York-2

Inverse Isochron		39(k)/40(a+r) ± 2σ	36(a)/40(a+r) ± 2σ	r.i.
13D03971	1.6 %	0.3288421 ± 0.0010323	0.00005084 ± 0.00001345	0.0025
13D03973	2.0 %	0.3333901 ± 0.0007216	0.00002966 ± 0.00000837	0.0013
13D03974	2.4 %	0.3342559 ± 0.0006450	0.00002516 ± 0.00000686	0.0012
13D03975	2.8 %	0.3344656 ± 0.0004729	0.00001898 ± 0.00000306	0.0005
13D03977	3.2 %	0.3352067 ± 0.0004853	0.00001220 ± 0.00000302	0.0004
13D03978	3.6 % ✓	0.3346383 ± 0.0004540	0.00000864 ± 0.00000227	0.0002
13D03979	4.0 % ✓	0.3345917 ± 0.0004464	0.00000973 ± 0.00000187	0.0002
13D03981	4.5 % ✓	0.3349304 ± 0.0004328	0.00000716 ± 0.00000128	0.0001
13D03982	5.2 % ✓	0.3347271 ± 0.0004299	0.00000686 ± 0.00000104	0.0001
13D03983	6.1 % ✓	0.3347000 ± 0.0004265	0.00000454 ± 0.00000087	0.0001
13D03985	7.3 % ✓	0.3345048 ± 0.0004274	0.00000570 ± 0.00000089	0.0001
13D03986	8.5 % ✓	0.3344880 ± 0.0004334	0.00000707 ± 0.00000132	0.0001
13D03987	9.7 %	0.3344400 ± 0.0004566	0.00000239 ± 0.00000244	0.0001
13D03989	11.2 %	0.3338297 ± 0.0005475	0.00000460 ± 0.00000469	0.0002
13D03990	13.5 %	0.3340191 ± 0.0006962	0.00000639 ± 0.00000777	0.0003
13D03991	17.0 %	0.3324212 ± 0.0005508	0.00000622 ± 0.00000474	0.0002
13D03993	21.0 %	0.3311901 ± 0.0004555	0.00001484 ± 0.00000248	0.0004

Results	40(a)/36(a) ± 2σ	40(r)/39(k) ± 2σ	Age ± 2σ (Ma)	MSWD
Inverse Isochron	14.13 ± 16.46	2.98786 ± 0.00667	9.32 ± 0.03	0.59
Clustered Points	± 116.44%	± 0.22%	± 0.34%	71%
			Full External Error ± 0.21	
			Analytical Error ± 0.02	
Statistics	2σ Confidence Limit	2.26	Convergence	0.0000051865
	Error Magnification	1.0000	Number of Iterations	5
	Number of Data Points	7	Calculated Line	Weighted York-2
	Spreading Factor	0.1%		

Degassing Patterns		36Ar(a) [fA]	%1σ	36Ar(c) [fA]	%1σ	36Ar(ca) [fA]	%1σ	36Ar(cl) [fA]	%1σ	37Ar(ca) [fA]	%1σ	38Ar(a) [fA]	%1σ	38Ar(c) [fA]	%1σ	38Ar(k) [fA]	%1σ	38Ar(ca) [fA]	%1σ	38Ar(cl) [fA]	%1σ	39Ar(k) [fA]	%1σ	39Ar(ca) [fA]	%1σ	40Ar(r) [fA]	%1σ	40Ar(a) [fA]	%1σ	40Ar(c) [fA]	%1σ	40Ar(k) [fA]	%1σ	
13D03971	1.6 %	0.0051174	13.23	0.0000000	0.00	0.0009408	21.17	0.0000074	120.52	3.53285	21.17	0.0009564	13.23	0.0000000	0.00	0.398220	0.21	0.0002537	24.75	0.0328182	120.52	33.0995	0.14	0.0023868	21.21	99.142	0.21	1.512181	13.23	0.0000000	0.00	0.126539	2.66	
13D03973	2.0 %	0.0048250	14.11	0.0000000	0.00	0.0022157	8.81	0.0000000	0.00	8.32015	8.80	0.0009018	14.11	0.0000000	0.00	0.652497	0.19	0.0005974	15.55	0.0000000	0.00	54.2346	0.10	0.0056211	8.90	161.250	0.13	1.425795	14.11	0.0000000	0.00	0.207339	2.66	
13D03974	2.4 %	0.0048101	13.63	0.0000000	0.00	0.0025918	7.54	0.0000012	763.55	9.73262	7.54	0.0008990	13.63	0.0000000	0.00	0.768693	0.18	0.0006988	14.87	0.0052881	763.55	63.8927	0.09	0.0065754	7.65	189.728	0.11	1.421377	13.63	0.0000000	0.00	0.244262	2.66	
13D03975	2.8 %	0.0095248	8.06	0.0000000	0.00	0.0063562	3.14	0.0000088	103.03	23.86845	3.13	0.0017802	8.06	0.0000000	0.00	2.018965	0.17	0.0017138	13.20	0.0389178	103.04	167.8136	0.07	0.0161255	3.40	498.922	0.05	2.814570	8.06	0.0000000	0.00	0.641551	2.66	
13D03977	3.2 %	0.0055039	12.36	0.0000000	0.00	0.0056600	3.57	0.0000000	0.00	21.25420	3.57	0.0010287	12.36	0.0000000	0.00	1.819117	0.17	0.0015261	13.31	0.0000000	0.00	151.2025	0.07	0.0143593	3.81	449.446	0.05	1.626410	12.36	0.0000000	0.00	0.578047	2.66	
13D03978	3.6 %	✓ 0.0056899	13.10	0.0000000	0.00	0.0086441	2.39	0.0000000	0.00	32.45996	2.39	0.0010634	13.10	0.0000000	0.00	2.650040	0.17	0.0023306	13.04	0.0000000	0.00	220.2676	0.07	0.0219299	2.73	656.545	0.04	1.681373	13.10	0.0000000	0.00	0.842083	2.66	
13D03979	4.0 %	✓ 0.0077252	9.61	0.0000000	0.00	0.0105740	1.96	0.0000019	483.61	39.70711	1.96	0.0014438	9.61	0.0000000	0.00	3.195295	0.17	0.0028510	12.97	0.0083307	483.61	265.5885	0.07	0.0268261	2.36	791.486	0.03	2.282795	9.61	0.0000000	0.00	1.015345	2.66	
13D03981	4.5 %	✓ 0.0088347	8.91	0.0000000	0.00	0.0164678	1.26	0.0000076	118.81	61.83943	1.25	0.0016512	8.91	0.0000000	0.00	4.968631	0.17	0.0044401	12.88	0.0336108	118.82	412.9857	0.06	0.0417787	1.82	1230.439	0.02	2.610662	8.91	0.0000000	0.00	1.578844	2.66	
13D03982	5.2 %	✓ 0.0111737	7.55	0.0000000	0.00	0.0215354	1.03	0.0000112	87.84	80.86906	1.02	0.0020884	7.55	0.0000000	0.00	6.563787	0.17	0.0058064	12.86	0.0495418	87.85	545.5729	0.06	0.0546351	1.67	1626.602	0.02	3.301831	7.55	0.0000000	0.00	2.085725	2.66	
13D03983	6.1 %	✓ 0.0091526	9.63	0.0000000	0.00	0.0253716	0.88	0.0000051	200.51	95.27469	0.87	0.0017106	9.63	0.0000000	0.00	8.118261	0.17	0.0068407	12.85	0.0224854	200.52	674.7786	0.06	0.0643676	1.58	2013.365	0.01	2.704598	9.63	0.0000000	0.00	2.579679	2.66	
13D03985	7.3 %	✓ 0.0104285	7.82	0.0000000	0.00	0.0232615	0.97	0.0000054	187.38	87.35081	0.96	0.0019491	7.82	0.0000000	0.00	7.363016	0.17	0.0062718	12.86	0.0240759	187.38	612.0037	0.06	0.0590142	1.63	1826.499	0.02	3.081613	7.82	0.0000000	0.00	2.339690	2.66	
13D03986	8.5 %	✓ 0.0086103	9.33	0.0000000	0.00	0.0147520	1.42	0.0000000	0.00	55.39620	1.41	0.0016093	9.33	0.0000000	0.00	4.904162	0.17	0.0039774	12.90	0.0000000	0.00	407.6271	0.06	0.0374257	1.93	1216.116	0.02	2.544351	9.33	0.0000000	0.00	1.558359	2.66	
13D03987	9.7 %	0.0014112	51.10	0.0000000	0.00	0.0072370	2.77	0.0000015	624.92	27.17609	2.77	0.0002638	51.10	0.0000000	0.00	2.375742	0.17	0.0019512	13.12	0.0066251	624.92	197.4684	0.07	0.0183602	3.07	590.028	0.04	0.417023	51.10	0.0000000	0.00	0.754922	2.66	
13D03989	11.2 %	0.0012989	50.98	0.0000000	0.00	0.0031929	6.11	0.0000000	0.00	11.98974	6.11	0.0002428	50.98	0.0000000	0.00	1.133762	0.18	0.0008609	14.20	0.0000000	0.00	94.2367	0.08	0.0081003	6.25	281.906	0.07	0.383836	50.98	0.0000000	0.00	0.360267	2.66	
13D03990	13.5 %	0.0010872	60.83	0.0000000	0.00	0.0023125	8.23	0.0000000	0.00	8.68394	8.23	0.0002032	60.83	0.0000000	0.00	0.683828	0.19	0.0006235	15.23	0.0000000	0.00	56.8388	0.10	0.0058669	8.33	169.845	0.12	0.321256	60.83	0.0000000	0.00	0.217295	2.66	
13D03991	17.0 %	0.0017486	38.13	0.0000000	0.00	0.0042138	4.66	0.0000000	0.00	15.82357	4.66	0.0003268	38.13	0.0000000	0.00	1.124711	0.18	0.0011361	13.64	0.0000000	0.00	93.4844	0.08	0.0106904	4.84	280.706	0.08	0.516698	38.13	0.0000000	0.00	0.357391	2.66	
13D03993	21.0 %	0.0087963	8.34	0.0000000	0.00	0.0077442	2.62	0.0000030	302.32	29.08060	2.62	0.0016440	8.34	0.0000000	0.00	2.361346	0.17	0.0020880	13.08	0.0133679	302.32	196.2718	0.07	0.0196469	2.93	590.026	0.04	2.599318	8.34	0.0000000	0.00	0.750347	2.66	
		Σ	0.1057384	2.89	0.0000000	0.00	0.1630713	0.52	0.0000530	56.01	612.35948	0.52	0.0197625	2.89	0.0000000	0.00	51.100074	0.05	0.0439674	4.01	0.2350616	56.00	4247.3671	0.02	0.4137101	0.66	12672.051	0.01	31.245690	2.89	0.0000000	0.00	16.237684	0.83
		Σ						0.2688627	1.18	612.35948	0.52					51.398865	0.26					4247.7808	0.02							12719.534	0.01			

Additional Parameters		40Ar/39Ar	1σ	37Ar/39Ar	1σ	36Ar/39Ar	1σ	Time (days)	37Ar (decay)	39Ar (decay)	40Ar (moles)
13D03971	1.6 %	3.044576	0.004776	0.106727	0.022590	0.000183	0.000020	138.681	15.513336	1.00097990	4.837E-12
13D03973	2.0 %	3.003001	0.003247	0.153394	0.013506	0.000130	0.000012	138.699	15.518657	1.00098002	7.818E-12
13D03974	2.4 %	2.995235	0.002887	0.152312	0.011480	0.000116	0.000010	138.708	15.521424	1.00098008	9.187E-12
13D03975	2.8 %	2.993380	0.002114	0.142218	0.004459	0.000095	0.000004	138.716	15.523979	1.00098014	2.411E-11
13D03977	3.2 %	2.986773	0.002159	0.140554	0.005019	0.000074	0.000004	138.733	15.529303	1.00098026	2.168E-11
13D03978	3.6 %	2.991826	0.002026	0.147351	0.003522	0.000065	0.000003	138.742	15.531860	1.00098032	3.164E-11
13D03979	4.0 %	2.992238	0.001993	0.149491	0.002925	0.000069	0.000003	138.751	15.534630	1.00098039	3.815E-11
13D03981	4.5 %	2.989215	0.001928	0.149722	0.001879	0.000061	0.000002	138.768	15.539958	1.00098051	5.926E-11
13D03982	5.2 %	2.991032	0.001918	0.148213	0.001512	0.000060	0.000001	138.776	15.542516	1.00098057	7.834E-11
13D03983	6.1 %	2.991288	0.001903	0.141181	0.001229	0.000051	0.000001	138.785	15.545287	1.00098063	9.690E-11
13D03985	7.3 %	2.993028	0.001909	0.142715	0.001377	0.000055	0.000001	138.802	15.550406	1.00098075	8.793E-11
13D03986	8.5 %	2.993192	0.001936	0.135887	0.001924	0.000057	0.000002	138.811	15.553179	1.00098081	5.857E-11
13D03987	9.7 %	2.993617	0.002041	0.137610	0.003810	0.000044	0.000004	138.819	15.555739	1.00098087	2.838E-11
13D03989	11.2 %	2.999104	0.002457	0.127219	0.007769	0.000048	0.000007	138.837	15.561074	1.00098100	1.357E-11
13D03990	13.5 %	2.997355	0.003121	0.152766	0.012573	0.000060	0.000011	138.845	15.563636	1.00098105	8.178E-12
13D03991	17.0 %	3.011710	0.002492	0.169245	0.007880	0.000064	0.000007	138.854	15.566411	1.00098112	1.352E-11
13D03993	21.0 %	3.022934	0.002076	0.148150	0.003880	0.000084	0.000004	138.872	15.571750	1.00098124	2.848E-11

Procedure Blanks		36Ar ± 1σ (SE) [fA]	37Ar ± 1σ (SE) [fA]	38Ar ± 1σ (SE) [fA]	39Ar ± 1σ (SE) [fA]	40Ar ± 1σ (SE) [fA]
13D03971	1.6 %	0.0112308 ± 0.0004894	0.0305575 ± 0.0349397	0.0232012 ± 0.0276896	0.0614417 ± 0.0279469	3.2615515 ± 0.0621568
13D03973	2.0 %	0.0110648 ± 0.0004894	0.0247709 ± 0.0349397	0.0051426 ± 0.0276896	0.0230189 ± 0.0279469	3.2605049 ± 0.0621568
13D03974	2.4 %	0.0111418 ± 0.0004894	0.0217794 ± 0.0349397	0.0062644 ± 0.0276896	0.0136173 ± 0.0279469	3.2568372 ± 0.0621568
13D03975	2.8 %	0.0112749 ± 0.0004894	0.0190126 ± 0.0349397	0.0110185 ± 0.0276896	0.0095957 ± 0.0279469	3.2514480 ± 0.0621568
13D03977	3.2 %	0.0116469 ± 0.0004894	0.0132470 ± 0.0349397	0.0257150 ± 0.0276896	0.0109306 ± 0.0279469	3.2341329 ± 0.0621568
13D03978	3.6 %	0.0118329 ± 0.0004894	0.0105111 ± 0.0349397	0.0325313 ± 0.0276896	0.0143615 ± 0.0279469	3.2231054 ± 0.0621568
13D03979	4.0 %	0.0120164 ± 0.0004894	0.0076130 ± 0.0349397	0.0382942 ± 0.0276896	0.0189559 ± 0.0279469	3.2094461 ± 0.0621568
13D03981	4.5 %	0.0122683 ± 0.0004894	0.0024236 ± 0.0349397	0.0419942 ± 0.0276896	0.0277775 ± 0.0279469	3.1794076 ± 0.0621568
13D03982	5.2 %	0.0123263 ± 0.0004894	0.0002272 ± 0.0349397	0.0396978 ± 0.0276896	0.0311195 ± 0.0279469	3.1639711 ± 0.0621568
13D03983	6.1 %	0.0123370 ± 0.0004894	0.0018336 ± 0.0349397	0.0342296 ± 0.0276896	0.0336754 ± 0.0279469	3.1471717 ± 0.0621568
13D03985	7.3 %	0.0122153 ± 0.0004894	0.0044307 ± 0.0349397	0.0174275 ± 0.0276896	0.0351309 ± 0.0279469	3.1181276 ± 0.0621568
13D03986	8.5 %	0.0120810 ± 0.0004894	0.0049699 ± 0.0349397	0.0061513 ± 0.0276896	0.0343017 ± 0.0279469	3.1048478 ± 0.0621568
13D03987	9.7 %	0.0119244 ± 0.0004894	0.0047789 ± 0.0349397	0.0043170 ± 0.0276896	0.0328301 ± 0.0279469	3.0950758 ± 0.0621568
13D03989	11.2 %	0.0115465 ± 0.0004894	0.0017302 ± 0.0349397	0.0207035 ± 0.0276896	0.0293338 ± 0.0279469	3.0858085 ± 0.0621568
13D03990	13.5 %	0.0113706 ± 0.0004894	0.0012791 ± 0.0349397	0.0227285 ± 0.0276896	0.0285833 ± 0.0279469	3.0884578 ± 0.0621568
13D03991	17.0 %	0.0112121 ± 0.0004894	0.0058936 ± 0.0349397	0.0177799 ± 0.0276896	0.0295301 ± 0.0279469	3.0979701 ± 0.0621568
13D03993	21.0 %	0.0111012 ± 0.0004894	0.0194447 ± 0.0349397	0.0225821 ± 0.0276896	0.0404807 ± 0.0279469	3.1403391 ± 0.0621568

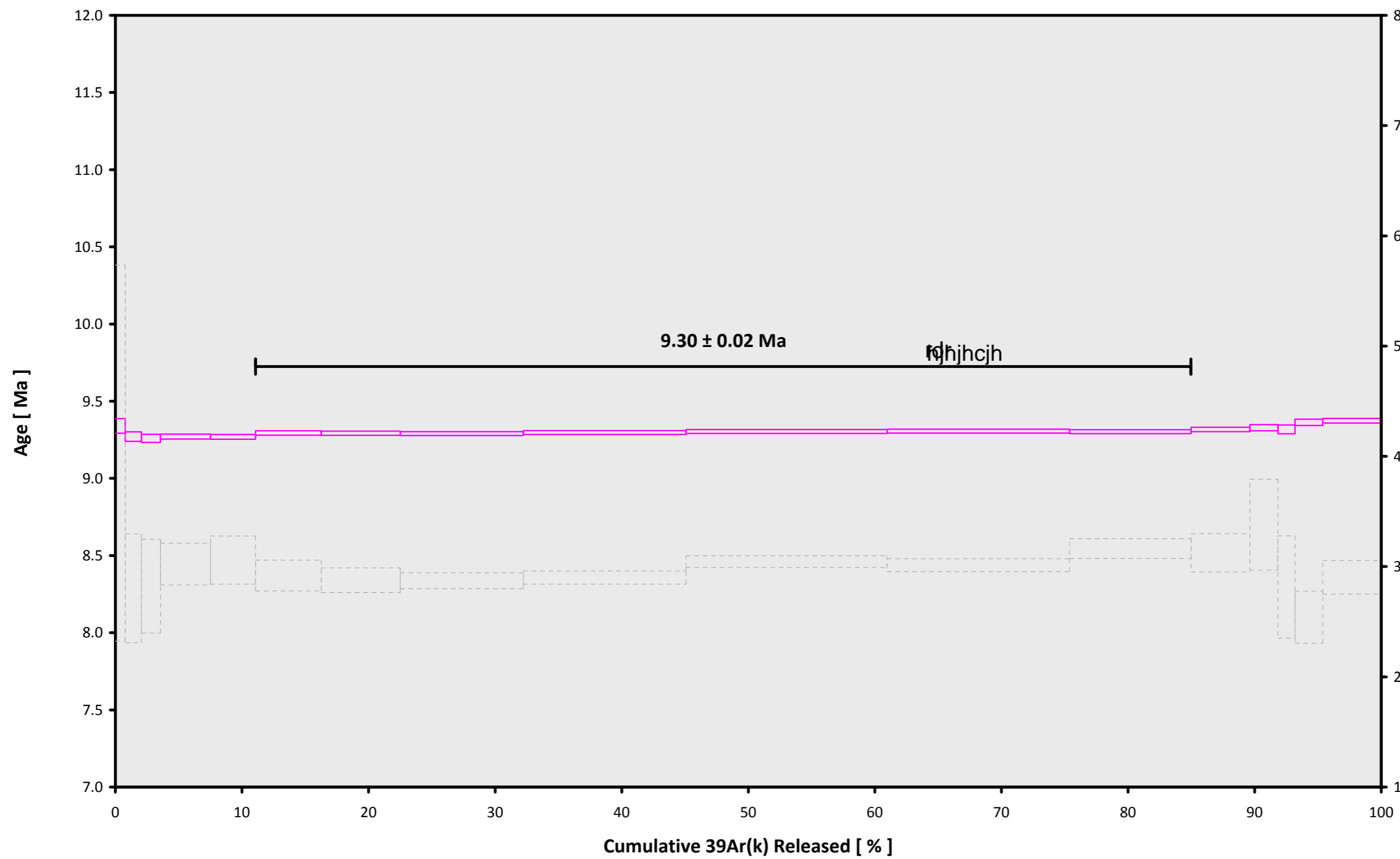
Intercept Values		36Ar ± 1σ (SE) [fA]	r2	Regression (type,n)	37Ar ± 1σ (SE) [fA]	r2	Regression (type,n)	38Ar ± 1σ (SE) [fA]	r2	Regression (type,n)	39Ar ± 1σ (SE) [fA]	r2	Regression (type,n)	40Ar ± 1σ (SE) [fA]	r2	Regression (type,n)
13D03971	1.6 %	0.0171427 ± 0.0003971	0.5959	EXP 150 of 150	0.2541810 ± 0.0319157	0.0369	EXP 150 of 150	0.4038438 ± 0.0275495	0.0087	EXP 150 of 150	32.93221 ± 0.03000	0.9813	EXP 150 of 150	104.26624 ± 0.03710	0.9940	EXP 150 of 150
13D03973	2.0 %	0.0179272 ± 0.0004055	0.6382	EXP 150 of 150	0.5512420 ± 0.0303722	0.0247	EXP 150 of 150	0.5975322 ± 0.0273348	0.0001	EXP 150 of 150	53.88462 ± 0.03012	0.9930	EXP 150 of 150	166.50535 ± 0.03697	0.9983	EXP 150 of 150
13D03974	2.4 %	0.0183574 ± 0.0003637	0.7007	EXP 150 of 150	0.6375169 ± 0.0304239	0.0189	EXP 150 of 150	0.7599785 ± 0.0286628	0.0309	EXP 149 of 150	63.46677 ± 0.02770	0.9958	EXP 150 of 150	195.07464 ± 0.04222	0.9985	EXP 150 of 150
13D03975	2.8 %	0.0267622 ± 0.0005299	0.6910	EXP 150 of 150	1.5288092 ± 0.0312388	0.0607	EXP 150 of 150	2.0255458 ± 0.0279945	0.2095	EXP 150 of 150	166.66765 ± 0.03846	0.9988	EXP 150 of 150	506.74398 ± 0.05211	0.9997	EXP 150 of 150
13D03977	3.2 %	0.0225281 ± 0.0004008	0.7814	EXP 150 of 150	1.3572186 ± 0.0323573	0.0215	EXP 150 of 150	1.7718595 ± 0.0266440	0.0971	EXP 150 of 150	150.17205 ± 0.03753	0.9986	EXP 150 of 150	455.88640 ± 0.05638	0.9996	EXP 150 of 150
13D03978	3.6 %	0.0258038 ± 0.0004966	0.7896	EXP 150 of 150	2.0627208 ± 0.0332283	0.1488	EXP 150 of 150	2.5679974 ± 0.0297857	0.1404	EXP 150 of 150	218.76598 ± 0.04017	0.9993	EXP 149 of 150	663.75318 ± 0.06159	0.9998	EXP 150 of 150
13D03979	4.0 %	0.0298540 ± 0.0004909	0.8325	EXP 150 of 150	2.5175608 ± 0.0326953	0.1612	EXP 149 of 150	3.1310124 ± 0.0277764	0.2872	EXP 150 of 150	263.77986 ± 0.04442	0.9994	EXP 150 of 150	799.75684 ± 0.06630	0.9998	EXP 150 of 150
13D03981	4.5 %	0.0369374 ± 0.0005520	0.8654	EXP 150 of 150	3.9100487 ± 0.0298154	0.3429	EXP 150 of 150	4.9060541 ± 0.0260551	0.5314	EXP 150 of 150	410.17171 ± 0.04751	0.9997	EXP 150 of 150	1240.54642 ± 0.08220	0.9999	EXP 150 of 150
13D03982	5.2 %	0.0442179 ± 0.0006194	0.8996	EXP 150 of 150	5.1094910 ± 0.0314532	0.4757	EXP 150 of 150	6.5018263 ± 0.0298036	0.6263	EXP 150 of 150	541.84923 ± 0.06086	0.9997	EXP 150 of 150	1638.77354 ± 0.09370	0.9999	EXP 150 of 150
13D03983	6.1 %	0.0459918 ± 0.0006664	0.9221	EXP 150 of 150	6.0164968 ± 0.0286285	0.5581	EXP 150 of 150	8.0169755 ± 0.0303794	0.6805	EXP 150 of 150	670.16509 ± 0.05980	0.9998	EXP 150 of 150	2026.27493 ± 0.10657	0.9999	EXP 150 of 150
13D03985	7.3 %	0.0450573 ± 0.0005793	0.9273	EXP 150 of 150	5.5115468 ± 0.0319807	0.4948	EXP 150 of 150	7.2888685 ± 0.0312604	0.6506	EXP 150 of 150	607.82453 ± 0.05824	0.9998	EXP 150 of 150	1839.10262 ± 0.10528	0.9999	EXP 150 of 150
13D03986	8.5 %	0.0348517 ± 0.0005732	0.8894	EXP 150 of 150	3.4925327 ± 0.0315187	0.3962	EXP 150 of 150	4.8340381 ± 0.0256394	0.5428	EXP 150 of 150	404.85261 ± 0.05022	0.9997	EXP 150 of 150	1226.02999 ± 0.08279	0.9999	EXP 150 of 150
13D03987	9.7 %	0.0203550 ± 0.0004645	0.8211	EXP 150 of 150	1.7107326 ± 0.0312719	0.1795	EXP 150 of 150	2.3601961 ± 0.0296773	0.1929	EXP 150 of 150	196.14074 ± 0.03612	0.9992	EXP 150 of 150	595.60634 ± 0.05391	0.9998	EXP 150 of 150
13D03989	11.2 %	0.0159245 ± 0.0003753	0.7766	EXP 150 of 150	0.7548715 ± 0.0300503	0.0462	EXP 150 of 150	1.1027440 ± 0.0287434	0.0674	EXP 150 of 150	93.61616 ± 0.03204	0.9974	EXP 150 of 150	286.36295 ± 0.04507	0.9993	EXP 150 of 150
13D03990	13.5 %	0.0146842 ± 0.0003760	0.7174	EXP 150 of 150	0.5491813 ± 0.0283999	0.0440	EXP 150 of 150	0.6537980 ± 0.0258947	0.0086	EXP 150 of 150	56.47638 ± 0.02916	0.9940	EXP 150 of 150	173.85015 ± 0.03756	0.9983	EXP 150 of 150
13D03991	17.0 %	0.0170235 ± 0.0003819	0.7677	EXP 150 of 150	1.0040838 ± 0.0303240	0.0216	EXP 150 of 150	1.1130021 ± 0.0273560	0.0720	EXP 150 of 150	92.87180 ± 0.03368	0.9970	EXP 150 of 150	285.30268 ± 0.04265	0.9993	EXP 150 of 150
13D03993	21.0 %	0.0272258 ± 0.0004809	0.7673	EXP 150 of 150	1.8532921 ± 0.0319510	0.0794	EXP 150 of 150	2.3272348 ± 0.0283214	0.2505	EXP 149 of 150	194.96138 ± 0.03787	0.9992	EXP 150 of 150	597.83281 ± 0.06314	0.9997	EXP 150 of 150

Project Info		Analyst	Irradiation	X-pos	Y-pos	Z/H-pos	Project	Experiment	Nmb
13D03971	1.6 %	Susan Schnur	13-OSU-05			26.44	Walvis Ridge\MV1203 (13-INT-04)	13D03970	01
13D03973	2.0 %	Susan Schnur	13-OSU-05			26.44	Walvis Ridge\MV1203 (13-INT-04)	13D03970	01
13D03974	2.4 %	Susan Schnur	13-OSU-05			26.44	Walvis Ridge\MV1203 (13-INT-04)	13D03970	01
13D03975	2.8 %	Susan Schnur	13-OSU-05			26.44	Walvis Ridge\MV1203 (13-INT-04)	13D03970	01
13D03977	3.2 %	Susan Schnur	13-OSU-05			26.44	Walvis Ridge\MV1203 (13-INT-04)	13D03970	01
13D03978	3.6 %	Susan Schnur	13-OSU-05			26.44	Walvis Ridge\MV1203 (13-INT-04)	13D03970	01
13D03979	4.0 %	Susan Schnur	13-OSU-05			26.44	Walvis Ridge\MV1203 (13-INT-04)	13D03970	01
13D03981	4.5 %	Susan Schnur	13-OSU-05			26.44	Walvis Ridge\MV1203 (13-INT-04)	13D03970	01
13D03982	5.2 %	Susan Schnur	13-OSU-05			26.44	Walvis Ridge\MV1203 (13-INT-04)	13D03970	01
13D03983	6.1 %	Susan Schnur	13-OSU-05			26.44	Walvis Ridge\MV1203 (13-INT-04)	13D03970	01
13D03985	7.3 %	Susan Schnur	13-OSU-05			26.44	Walvis Ridge\MV1203 (13-INT-04)	13D03970	01
13D03986	8.5 %	Susan Schnur	13-OSU-05			26.44	Walvis Ridge\MV1203 (13-INT-04)	13D03970	01
13D03987	9.7 %	Susan Schnur	13-OSU-05			26.44	Walvis Ridge\MV1203 (13-INT-04)	13D03970	01
13D03989	11.2 %	Susan Schnur	13-OSU-05			26.44	Walvis Ridge\MV1203 (13-INT-04)	13D03970	01
13D03990	13.5 %	Susan Schnur	13-OSU-05			26.44	Walvis Ridge\MV1203 (13-INT-04)	13D03970	01
13D03991	17.0 %	Susan Schnur	13-OSU-05			26.44	Walvis Ridge\MV1203 (13-INT-04)	13D03970	01
13D03993	21.0 %	Susan Schnur	13-OSU-05			26.44	Walvis Ridge\MV1203 (13-INT-04)	13D03970	01

Sample Parameters	Sample	Material	Location	Standard Name	Standard (in Ma)	%1σ	Standard Reference	Standard 40Ar/39Ar	%1σ	J	%1σ	Air 40Ar/36Ar	%1σ	MDF (lin)	%1σ	Volume Ratio	Sensitivity (mol/volt)	Day	Month	Year	Hour	Min	Resist	
13D03971	1.6 %	MV1203-D42-08	K Feldspar	Esk Guyot	FCT-NM	28.201	0.082	Kuiper et al (2008)	9.09148	0.127	0.00172880	0.127	302.781	0.094	0.99398046	0.063	1	4.8E-14	7	NOV	2013	13	57	1
13D03973	2.0 %	MV1203-D42-08	K Feldspar	Esk Guyot	FCT-NM	28.201	0.082	Kuiper et al (2008)	9.09148	0.127	0.00172880	0.127	302.781	0.094	0.99398046	0.063	1	4.8E-14	7	NOV	2013	14	22	1
13D03974	2.4 %	MV1203-D42-08	K Feldspar	Esk Guyot	FCT-NM	28.201	0.082	Kuiper et al (2008)	9.09148	0.127	0.00172880	0.127	302.781	0.094	0.99398046	0.063	1	4.8E-14	7	NOV	2013	14	35	1
13D03975	2.8 %	MV1203-D42-08	K Feldspar	Esk Guyot	FCT-NM	28.201	0.082	Kuiper et al (2008)	9.09148	0.127	0.00172880	0.127	302.781	0.094	0.99398046	0.063	1	4.8E-14	7	NOV	2013	14	47	1
13D03977	3.2 %	MV1203-D42-08	K Feldspar	Esk Guyot	FCT-NM	28.201	0.082	Kuiper et al (2008)	9.09148	0.127	0.00172880	0.127	302.781	0.094	0.99398046	0.063	1	4.8E-14	7	NOV	2013	15	12	1
13D03978	3.6 %	MV1203-D42-08	K Feldspar	Esk Guyot	FCT-NM	28.201	0.082	Kuiper et al (2008)	9.09148	0.127	0.00172880	0.127	302.781	0.094	0.99398046	0.063	1	4.8E-14	7	NOV	2013	15	24	1
13D03979	4.0 %	MV1203-D42-08	K Feldspar	Esk Guyot	FCT-NM	28.201	0.082	Kuiper et al (2008)	9.09148	0.127	0.00172880	0.127	302.781	0.094	0.99398046	0.063	1	4.8E-14	7	NOV	2013	15	37	1
13D03981	4.5 %	MV1203-D42-08	K Feldspar	Esk Guyot	FCT-NM	28.201	0.082	Kuiper et al (2008)	9.09148	0.127	0.00172880	0.127	302.781	0.094	0.99398046	0.063	1	4.8E-14	7	NOV	2013	16	2	1
13D03982	5.2 %	MV1203-D42-08	K Feldspar	Esk Guyot	FCT-NM	28.201	0.082	Kuiper et al (2008)	9.09148	0.127	0.00172880	0.127	302.781	0.094	0.99398046	0.063	1	4.8E-14	7	NOV	2013	16	14	1
13D03983	6.1 %	MV1203-D42-08	K Feldspar	Esk Guyot	FCT-NM	28.201	0.082	Kuiper et al (2008)	9.09148	0.127	0.00172880	0.127	302.781	0.094	0.99398046	0.063	1	4.8E-14	7	NOV	2013	16	27	1
13D03985	7.3 %	MV1203-D42-08	K Feldspar	Esk Guyot	FCT-NM	28.201	0.082	Kuiper et al (2008)	9.09148	0.127	0.00172880	0.127	302.781	0.094	0.99398046	0.063	1	4.8E-14	7	NOV	2013	16	51	1
13D03986	8.5 %	MV1203-D42-08	K Feldspar	Esk Guyot	FCT-NM	28.201	0.082	Kuiper et al (2008)	9.09148	0.127	0.00172880	0.127	302.781	0.094	0.99398046	0.063	1	4.8E-14	7	NOV	2013	17	4	1
13D03987	9.7 %	MV1203-D42-08	K Feldspar	Esk Guyot	FCT-NM	28.201	0.082	Kuiper et al (2008)	9.09148	0.127	0.00172880	0.127	302.781	0.094	0.99398046	0.063	1	4.8E-14	7	NOV	2013	17	16	1
13D03989	11.2 %	MV1203-D42-08	K Feldspar	Esk Guyot	FCT-NM	28.201	0.082	Kuiper et al (2008)	9.09148	0.127	0.00172880	0.127	302.781	0.094	0.99398046	0.063	1	4.8E-14	7	NOV	2013	17	41	1
13D03990	13.5 %	MV1203-D42-08	K Feldspar	Esk Guyot	FCT-NM	28.201	0.082	Kuiper et al (2008)	9.09148	0.127	0.00172880	0.127	302.781	0.094	0.99398046	0.063	1	4.8E-14	7	NOV	2013	17	53	1
13D03991	17.0 %	MV1203-D42-08	K Feldspar	Esk Guyot	FCT-NM	28.201	0.082	Kuiper et al (2008)	9.09148	0.127	0.00172880	0.127	302.781	0.094	0.99398046	0.063	1	4.8E-14	7	NOV	2013	18	6	1
13D03993	21.0 %	MV1203-D42-08	K Feldspar	Esk Guyot	FCT-NM	28.201	0.082	Kuiper et al (2008)	9.09148	0.127	0.00172880	0.127	302.781	0.094	0.99398046	0.063	1	4.8E-14	7	NOV	2013	18	31	1

Irradiation Constants		40/36(a)	%1σ	40/36(c)	%1σ	38/36(a)	%1σ	38/36(c)	%1σ	39/37(ca)	%1σ	38/37(ca)	%1σ	36/37(ca)	%1σ	40/39(k)	%1σ	38/39(k)	%1σ	36/38(cl)	%1σ	K/Ca	%1σ	K/Cl	%1σ	Ca/Cl	%1σ
13D03971	1.6 %	295.5	0	0.018	35	0.1869	0	1.493	3	0.0006756	1.32	0.0000718	12.82	0.0002663	0.15	0.003823	2.66	0.012031	0.16	0	0	0.43	0	0	0	0	0
13D03973	2.0 %	295.5	0	0.018	35	0.1869	0	1.493	3	0.0006756	1.32	0.0000718	12.82	0.0002663	0.15	0.003823	2.66	0.012031	0.16	0	0	0.43	0	0	0	0	0
13D03974	2.4 %	295.5	0	0.018	35	0.1869	0	1.493	3	0.0006756	1.32	0.0000718	12.82	0.0002663	0.15	0.003823	2.66	0.012031	0.16	0	0	0.43	0	0	0	0	0
13D03975	2.8 %	295.5	0	0.018	35	0.1869	0	1.493	3	0.0006756	1.32	0.0000718	12.82	0.0002663	0.15	0.003823	2.66	0.012031	0.16	0	0	0.43	0	0	0	0	0
13D03977	3.2 %	295.5	0	0.018	35	0.1869	0	1.493	3	0.0006756	1.32	0.0000718	12.82	0.0002663	0.15	0.003823	2.66	0.012031	0.16	0	0	0.43	0	0	0	0	0
13D03978	3.6 %	295.5	0	0.018	35	0.1869	0	1.493	3	0.0006756	1.32	0.0000718	12.82	0.0002663	0.15	0.003823	2.66	0.012031	0.16	0	0	0.43	0	0	0	0	0
13D03979	4.0 %	295.5	0	0.018	35	0.1869	0	1.493	3	0.0006756	1.32	0.0000718	12.82	0.0002663	0.15	0.003823	2.66	0.012031	0.16	0	0	0.43	0	0	0	0	0
13D03981	4.5 %	295.5	0	0.018	35	0.1869	0	1.493	3	0.0006756	1.32	0.0000718	12.82	0.0002663	0.15	0.003823	2.66	0.012031	0.16	0	0	0.43	0	0	0	0	0
13D03982	5.2 %	295.5	0	0.018	35	0.1869	0	1.493	3	0.0006756	1.32	0.0000718	12.82	0.0002663	0.15	0.003823	2.66	0.012031	0.16	0	0	0.43	0	0	0	0	0
13D03983	6.1 %	295.5	0	0.018	35	0.1869	0	1.493	3	0.0006756	1.32	0.0000718	12.82	0.0002663	0.15	0.003823	2.66	0.012031	0.16	0	0	0.43	0	0	0	0	0
13D03985	7.3 %	295.5	0	0.018	35	0.1869	0	1.493	3	0.0006756	1.32	0.0000718	12.82	0.0002663	0.15	0.003823	2.66	0.012031	0.16	0	0	0.43	0	0	0	0	0
13D03986	8.5 %	295.5	0	0.018	35	0.1869	0	1.493	3	0.0006756	1.32	0.0000718	12.82	0.0002663	0.15	0.003823	2.66	0.012031	0.16	0	0	0.43	0	0	0	0	0
13D03987	9.7 %	295.5	0	0.018	35	0.1869	0	1.493	3	0.0006756	1.32	0.0000718	12.82	0.0002663	0.15	0.003823	2.66	0.012031	0.16	0	0	0.43	0	0	0	0	0
13D03989	11.2 %	295.5	0	0.018	35	0.1869	0	1.493	3	0.0006756	1.32	0.0000718	12.82	0.0002663	0.15	0.003823	2.66	0.012031	0.16	0	0	0.43	0	0	0	0	0
13D03990	13.5 %	295.5	0	0.018	35	0.1869	0	1.493	3	0.0006756	1.32	0.0000718	12.82	0.0002663	0.15	0.003823	2.66	0.012031	0.16	0	0	0.43	0	0	0	0	0
13D03991	17.0 %	295.5	0	0.018	35	0.1869	0	1.493	3	0.0006756	1.32	0.0000718	12.82	0.0002663	0.15	0.003823	2.66	0.012031	0.16	0	0	0.43	0	0	0	0	0
13D03993	21.0 %	295.5	0	0.018	35	0.1869	0	1.493	3	0.0006756	1.32	0.0000718	12.82	0.0002663	0.15	0.003823	2.66	0.012031	0.16	0	0	0.43	0	0	0	0	0

13D03970.AGE >>> MV1203-D42-08 >>> WALVIS RIDGE | MV1203 (13-INT-04) PROJECT



Ar-Ages in Ma

WEIGHTED PLATEAU
9.30 ± 0.02

TOTAL FUSION
9.30 ± 0.02

NORMAL ISOCHRON
9.32 ± 0.03

INVERSE ISOCHRON
9.32 ± 0.03

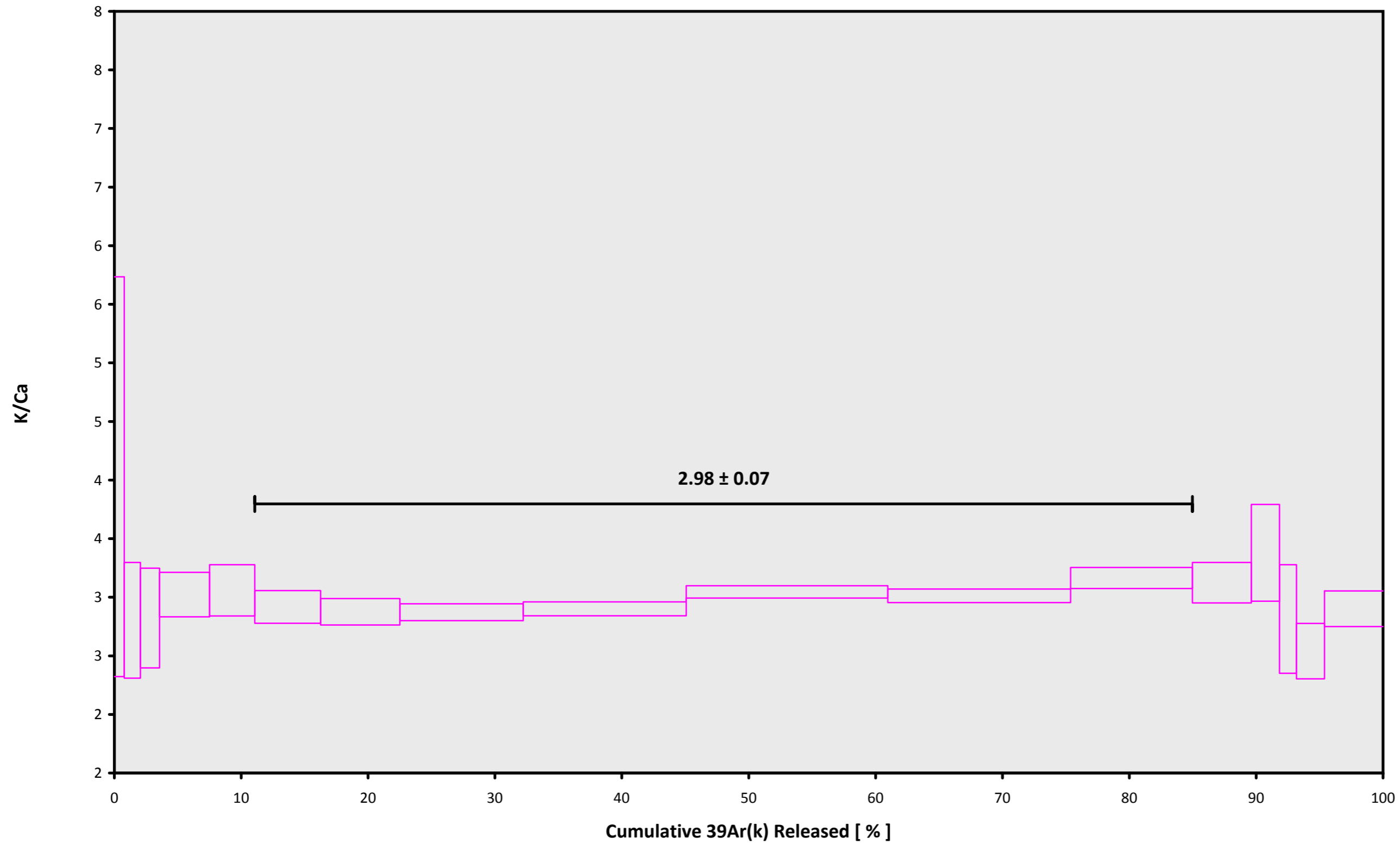
MSWD (PROBABILITY)
0.96 (45%)

Sample Info

K Feldspar
Esk Guyot
Susan Schnur

IRR = 13-OSU-05
J = 0.00172880 ± 0.00000220

13D03970.AGE >>> MV1203-D42-08 >>> WALVIS RIDGE | MV1203 (13-INT-04) PROJECT



Ar-Ages in Ma

WEIGHTED PLATEAU
 9.30 ± 0.02

TOTAL FUSION
 9.30 ± 0.02

NORMAL ISOCHRON
 9.32 ± 0.03

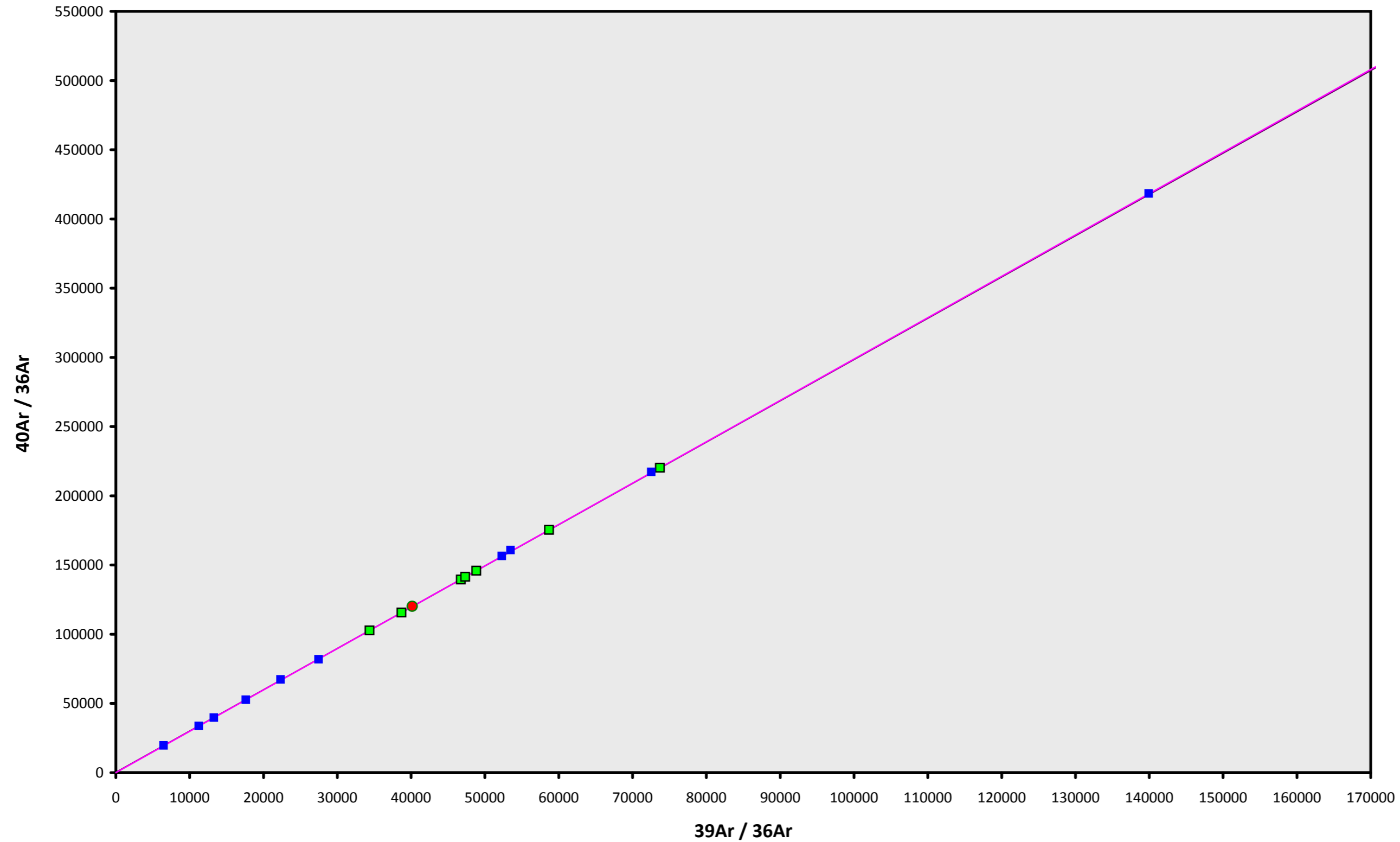
INVERSE ISOCHRON
 9.32 ± 0.03

Sample Info

K Feldspar
Esk Guyot
Susan Schnur

IRR = 13-OSU-05
J = $0.00172880 \pm 0.00000220$

13D03970.AGE >>> MV1203-D42-08 >>> WALVIS RIDGE | MV1203 (13-INT-04) PROJECT



Ar-Ages in Ma

WEIGHTED PLATEAU
 9.30 ± 0.02

TOTAL FUSION
 9.30 ± 0.02

NORMAL ISOCHRON
 9.32 ± 0.03

INVERSE ISOCHRON
 9.32 ± 0.03

MSWD (PROBABILITY)
 $0.58 (71\%)$

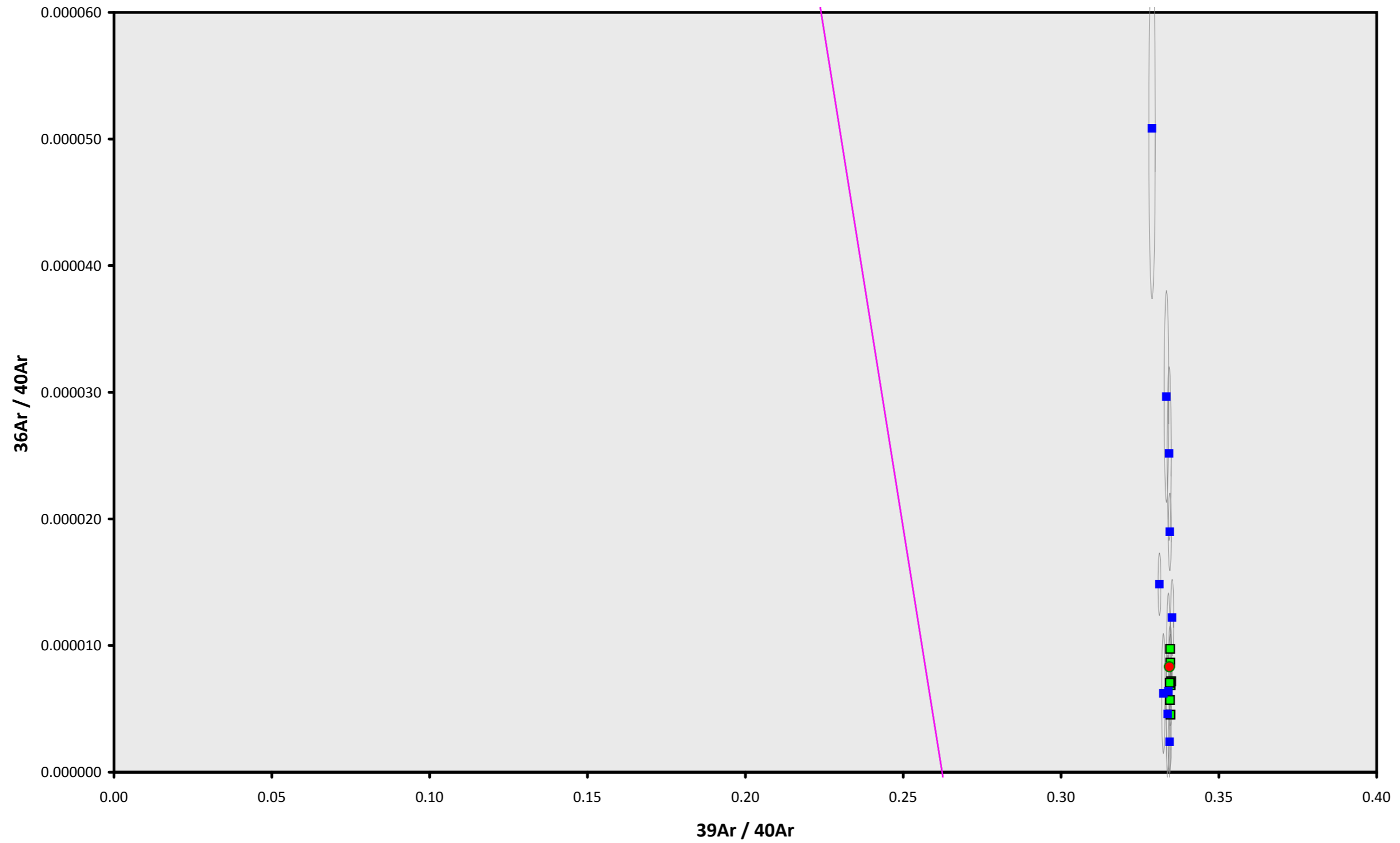
40AR/36AR INTERCEPT
 8.0 ± 309.4

Sample Info

K Feldspar
Esk Guyot
Susan Schnur

IRR = 13-OSU-05
 $J = 0.00172880 \pm 0.00000220$

13D03970.AGE >>> MV1203-D42-08 >>> WALVIS RIDGE | MV1203 (13-INT-04) PROJECT



Ar-Ages in Ma

WEIGHTED PLATEAU
9.30 ± 0.02

TOTAL FUSION
9.30 ± 0.02

NORMAL ISOCHRON
9.32 ± 0.03

INVERSE ISOCHRON
9.32 ± 0.03

MSWD (PROBABILITY)
0.59 (71%)

SPREADING FACTOR
0.1%

40AR/36AR INTERCEPT
14.1 ± 16.5

Sample Info

K Feldspar
Esk Guyot
Susan Schnur

IRR = 13-OSU-05
J = 0.00172880 ± 0.00000220