

| Relative Abundances | | 36Ar [fA] | %1σ | 37Ar [fA] | %1σ | 38Ar [fA] | %1σ | 39Ar [fA] | %1σ | 40Ar [fA] | %1σ | 40(r)/39(k) ± 2σ | Age ± 2σ (Ma) | 40Ar(r) (%) | 39Ar(k) (%) | K/Ca ± 2σ |
|---------------------|--------|-----------|--------|-----------|--------|-----------|----------|-----------|--------|-----------|-------|---------------------|---------------|-------------|-------------|-----------------|
| 13D03995 | 1.6 % | 0.0057944 | 10.542 | 3.463 | 24.921 | 0.0247879 | 217.348 | 0.06111 | 60.304 | 2.4480 | 3.406 | 17.15208 ± 22.67007 | 48.93 ± 63.81 | 41.18 | 0.03 | 0.0073 ± 0.0098 |
| 13D03997 | 2.0 % | 0.0101276 | 5.905 | 13.964 | 5.956 | 0.0008744 | 6221.881 | 0.34176 | 10.262 | 4.9650 | 1.674 | 9.23736 ± 2.31058 | 26.52 ± 6.58 | 61.83 | 0.17 | 0.0102 ± 0.0025 |
| 13D03998 | 2.4 % | 0.0169045 | 3.874 | 33.576 | 2.488 | 0.0506529 | 107.144 | 0.75622 | 4.690 | 8.7653 | 0.948 | 8.74105 ± 1.03766 | 25.10 ± 2.96 | 73.15 | 0.39 | 0.0094 ± 0.0010 |
| 13D03999 | 2.8 % | 0.0233237 | 2.701 | 50.093 | 1.727 | 0.0088863 | 595.635 | 1.06331 | 3.346 | 12.2390 | 0.685 | 9.01904 ± 0.75078 | 25.90 ± 2.14 | 75.86 | 0.54 | 0.0088 ± 0.0007 |
| 13D04001 | 3.2 % | 0.0249955 | 2.602 | 76.261 | 1.168 | 0.0339702 | 162.058 | 1.54135 | 2.358 | 15.3288 | 0.549 | 9.35548 ± 0.54475 | 26.86 ± 1.55 | 90.93 | 0.78 | 0.0084 ± 0.0005 |
| 13D04002 | 3.6 % | 0.0301535 | 2.230 | 97.549 | 0.955 | 0.0178748 | 302.557 | 1.93038 | 1.771 | 18.8112 | 0.444 | 9.42355 ± 0.42347 | 27.05 ± 1.21 | 93.40 | 0.98 | 0.0082 ± 0.0003 |
| 13D04003 | 4.0 % | 0.0387434 | 1.864 | 131.333 | 0.779 | 0.0317992 | 171.347 | 2.47472 | 1.493 | 24.0837 | 0.348 | 9.62310 ± 0.36135 | 27.62 ± 1.03 | 95.34 | 1.25 | 0.0078 ± 0.0003 |
| 13D04005 | 4.5 % | 0.0519140 | 1.484 | 184.099 | 0.621 | 0.0079993 | 676.414 | 3.39480 | 1.070 | 32.8024 | 0.257 | 9.76523 ± 0.26915 | 28.02 ± 0.77 | 97.36 | 1.72 | 0.0076 ± 0.0002 |
| 13D04006 | 5.2 % | 0.1192809 | 0.860 | 428.009 | 0.479 | 0.1223205 | 44.463 | 7.90515 | 0.466 | 74.8264 | 0.114 | 9.61537 ± 0.13251 | 27.60 ± 0.38 | 97.87 | 4.00 | 0.0077 ± 0.0001 |
| 13D04007 | 6.1 % | 0.2014495 | 0.607 | 711.785 | 0.454 | 0.1815909 | 29.792 | 13.06365 | 0.289 | 124.5053 | 0.069 | 9.61159 ± 0.09349 | 27.58 ± 0.27 | 97.14 | 6.62 | 0.0076 ± 0.0001 |
| 13D04009 | 7.3 % | 0.3154039 | 0.526 | 1168.105 | 0.443 | 0.3055262 | 16.966 | 21.51478 | 0.176 | 200.6929 | 0.043 | 9.61766 ± 0.07329 | 27.60 ± 0.21 | 99.32 | 10.90 | 0.0076 ± 0.0001 |
| 13D04010 | 8.5 % | 0.3973323 | 0.466 | 1448.559 | 0.441 | 0.3557453 | 15.391 | 26.86272 | 0.152 | 249.7703 | 0.037 | 9.51354 ± 0.06723 | 27.31 ± 0.19 | 98.59 | 13.61 | 0.0077 ± 0.0001 |
| 13D04011 | 9.7 % | 0.3988248 | 0.432 | 1448.152 | 0.441 | 0.3401598 | 15.646 | 27.11366 | 0.150 | 253.3095 | 0.035 | 9.53937 ± 0.06475 | 27.38 ± 0.18 | 98.42 | 13.74 | 0.0078 ± 0.0001 |
| 13D04013 | 11.0 % | 0.3512983 | 0.488 | 1273.998 | 0.442 | 0.2918670 | 18.215 | 24.13104 | 0.165 | 228.3581 | 0.039 | 9.65665 ± 0.06897 | 27.71 ± 0.20 | 98.40 | 12.24 | 0.0079 ± 0.0001 |
| 13D04014 | 12.4 % | 0.2954506 | 0.543 | 1042.986 | 0.445 | 0.2642792 | 20.334 | 19.95025 | 0.194 | 189.4591 | 0.047 | 9.56864 ± 0.07541 | 27.46 ± 0.21 | 97.20 | 10.12 | 0.0079 ± 0.0001 |
| 13D04015 | 14.0 % | 0.2161463 | 0.616 | 758.998 | 0.451 | 0.2148834 | 24.953 | 14.77613 | 0.253 | 140.8882 | 0.062 | 9.58325 ± 0.08599 | 27.50 ± 0.24 | 97.02 | 7.50 | 0.0081 ± 0.0001 |
| 13D04017 | 15.8 % | 0.1705127 | 0.676 | 598.128 | 0.462 | 0.1386383 | 37.988 | 11.71573 | 0.316 | 112.6206 | 0.076 | 9.65896 ± 0.09781 | 27.72 ± 0.28 | 97.01 | 5.95 | 0.0081 ± 0.0001 |
| 13D04018 | 18.0 % | 0.1265312 | 0.860 | 440.920 | 0.478 | 0.1291828 | 41.389 | 8.70252 | 0.413 | 83.8283 | 0.101 | 9.64978 ± 0.12192 | 27.69 ± 0.35 | 96.75 | 4.42 | 0.0082 ± 0.0001 |
| 13D04019 | 20.5 % | 0.0896358 | 1.031 | 305.754 | 0.517 | 0.0700222 | 76.655 | 6.02731 | 0.606 | 59.0699 | 0.145 | 9.72737 ± 0.16318 | 27.91 ± 0.46 | 95.85 | 3.06 | 0.0082 ± 0.0001 |
| 13D04021 | 23.0 % | 0.0687973 | 1.184 | 196.714 | 0.603 | 0.0513910 | 105.324 | 3.87431 | 0.936 | 41.0391 | 0.206 | 9.66882 ± 0.23767 | 27.75 ± 0.68 | 88.15 | 1.97 | 0.0082 ± 0.0002 |
| Σ | | 2.9526202 | 0.175 | 10412.446 | 0.139 | 2.4874370 | 9.673 | 197.20091 | 0.084 | 1877.8111 | 0.020 | | | | | |

Information on Analysis and Constants Used in Calculations

Project = **MV1203 (13-INT-04)**
 Sample = **MV1203-D37-03**
 Material = **Plagioclase**
 Location = **Omura Guyot**
 Region = **Walvis Ridge**
 Analyst = **Susan Schnur**
 Irradiation = **13-OSU-05**
 Position = X: | Y: | Z/H: **55.6 mm**
 FCT-NM Age = **28.201 ± 0.023 Ma**
 FCT-NM Reference = **Kuiper et al (2008)**
 FCT-NM 40Ar/39Ar Ratio = **9.82798 ± 0.01150**
 FCT-NM J-value = **0.00159925 ± 0.00000187**
 Air Shot 40Ar/36Ar = **302.7790 ± 0.2846**
 Air Shot MDF = **0.99398207 ± 0.00062288 (LIN)**
 Experiment Type = **Incremental Heating**
 Extraction Method = **Bulk Laser Heating**
 Heating = **59 sec**
 Isolation = **5.52 min**
 Instrument = **ARGUS-VI-D**
 Preferred Age = **Plateau Age**
 Age Classification = **Crystallization Age**
 IGSN = **IESS10004**
 Rock Class = **Igneous>Volcanic>Mafic**
 Lithology = **Basalt**
 Lat-Lon = **37°33.0'S - 8°27.1'W**

Age Equations = **Min et al. (2000)**
 Negative Intensities = **Allowed**
 Collector Calibrations = **40Ar 36Ar**
 Decay 40K = **5.530 ± 0.048 E-10 1/a**
 Decay 39Ar = **2.940 ± 0.016 E-07 1/h**
 Decay 37Ar = **8.230 ± 0.012 E-04 1/h**
 Decay 36Cl = **2.257 ± 0.015 E-06 1/a**
 Decay 40K(EC,β⁺) = **0.580 ± 0.009 E-10 1/a**
 Decay 40K(β⁻) = **4.950 ± 0.043 E-10 1/a**
 Atmospheric 40/36(a) = **295.50**
 Atmospheric 38/36(a) = **0.1869**
 Production 39/37(ca) = **0.0006756 ± 0.0000089**
 Production 38/37(ca) = **0.0000718 ± 0.0000092**
 Production 36/37(ca) = **0.0002663 ± 0.0000004**
 Production 40/39(k) = **0.003823 ± 0.000102**
 Production 38/39(k) = **0.012031 ± 0.000019**
 Production 36/38(cl) = **262.80 ± 1.71**
 Scaling Ratio K/Ca = **0.430**
 Abundance Ratio 40K/K = **1.1700 ± 0.0100 E-04**
 Atomic Weight K = **39.0983 ± 0.0001 g**

| Results | 40(a)/36(a) ± 2σ | 40(r)/39(k) ± 2σ | Age ± 2σ (Ma) | MSWD | 39Ar(k) (%n) | K/Ca ± 2σ |
|-------------------------|--------------------------------|------------------------------|--|--------------|--------------|--|
| Age Plateau | | 9.59622 ± 0.03140 ± 0.33% | 27.54 ± 0.11 ± 0.40% Full External Error ± 0.63 Analytical Error ± 0.09 | 1.56 9% | 97.10 14 | 0.0078 ± 0.0001 2σ Confidence Limit Error Magnification |
| Total Fusion Age | | 9.59140 ± 0.02689 ± 0.28% | 27.53 ± 0.10 ± 0.36% Full External Error ± 0.63 Analytical Error ± 0.08 | | 20 | 0.0079 ± 0.0000 |
| Normal Isochron | 284.13 ± 81.23 ± 28.59% | 9.59544 ± 0.06440 ± 0.67% | 27.54 ± 0.19 ± 0.71% Full External Error ± 0.65 Analytical Error ± 0.18 | 2.53 0% | 97.10 14 | 0.0079 ± 0.0000 2σ Confidence Limit Error Magnification Number of Iterations Convergence |
| Inverse Isochron | 354.30 ± 63.18 ± 17.83% | 9.55480 ± 0.05546 ± 0.58% | 27.42 ± 0.17 ± 0.62% Full External Error ± 0.64 Analytical Error ± 0.16 | 1.25 24% | 97.10 14 | 0.0079 ± 0.0000 2σ Confidence Limit Error Magnification Number of Iterations Convergence Spreading Factor |
| Notes | | | | | | |
| Good plateau | | | | 0.0001976071 | | |

| Incremental Heating | | 36Ar(a) [fA] | 37Ar(ca) [fA] | 38Ar(cl) [fA] | 39Ar(k) [fA] | 40Ar(r) [fA] | Age ± 2σ (Ma) | 40Ar(r) (%) | 39Ar(k) (%) | K/Ca ± 2σ |
|---------------------|--------|-----------------|------------------|------------------|-----------------|-----------------|------------------|----------------|----------------|-----------------|
| 13D03995 | 1.6 % | 0.0048723 | 3.463 | 0.0000000 | 0.05877 | 1.0080 | 48.93 ± 63.81 | 41.18 | 0.03 | 0.0073 ± 0.0098 |
| 13D03997 | 2.0 % | 0.0064090 | 13.964 | 0.0000000 | 0.33233 | 3.0698 | 26.52 ± 6.58 | 61.83 | 0.17 | 0.0102 ± 0.0025 |
| 13D03998 | 2.4 % | 0.0079547 | 33.576 | 0.0379304 | 0.73353 | 6.4118 | 25.10 ± 2.96 | 73.15 | 0.39 | 0.0094 ± 0.0010 |
| 13D03999 | 2.8 % | 0.0099838 | 50.093 | 0.0000000 | 1.02947 | 9.2848 | 25.90 ± 2.14 | 75.86 | 0.54 | 0.0088 ± 0.0007 |
| 13D04001 | 3.2 % | 0.0046871 | 76.261 | 0.0000000 | 1.48983 | 13.9381 | 26.86 ± 1.55 | 90.93 | 0.78 | 0.0084 ± 0.0005 |
| 13D04002 | 3.6 % | 0.0041763 | 97.549 | 0.0000000 | 1.86448 | 17.5700 | 27.05 ± 1.21 | 93.40 | 0.98 | 0.0082 ± 0.0003 |
| 13D04003 | 4.0 % | ✓ 0.0037695 | 131.333 | 0.0000000 | 2.38599 | 22.9607 | 27.62 ± 1.03 | 95.34 | 1.25 | 0.0078 ± 0.0003 |
| 13D04005 | 4.5 % | ✓ 0.0028884 | 184.099 | 0.0000000 | 3.27042 | 31.9364 | 28.02 ± 0.77 | 97.36 | 1.72 | 0.0076 ± 0.0002 |
| 13D04006 | 5.2 % | ✓ 0.0053021 | 428.009 | 0.0000000 | 7.61599 | 73.2305 | 27.60 ± 0.38 | 97.87 | 4.00 | 0.0077 ± 0.0001 |
| 13D04007 | 6.1 % | ✓ 0.0119010 | 711.785 | 0.0000000 | 12.58277 | 120.9405 | 27.58 ± 0.27 | 97.14 | 6.62 | 0.0076 ± 0.0001 |
| 13D04009 | 7.3 % | ✓ 0.0043376 | 1168.105 | 0.0000000 | 20.72561 | 199.3320 | 27.60 ± 0.21 | 99.32 | 10.90 | 0.0076 ± 0.0001 |
| 13D04010 | 8.5 % | ✓ 0.0115811 | 1448.559 | 0.0000000 | 25.88407 | 246.2491 | 27.31 ± 0.19 | 98.59 | 13.61 | 0.0077 ± 0.0001 |
| 13D04011 | 9.7 % | ✓ 0.0131819 | 1448.152 | 0.0000000 | 26.13529 | 249.3143 | 27.38 ± 0.18 | 98.42 | 13.74 | 0.0078 ± 0.0001 |
| 13D04013 | 11.0 % | ✓ 0.0120327 | 1273.998 | 0.0000000 | 23.27033 | 224.7135 | 27.71 ± 0.20 | 98.40 | 12.24 | 0.0079 ± 0.0001 |
| 13D04014 | 12.4 % | ✓ 0.0177034 | 1042.986 | 0.0000000 | 19.24560 | 184.1542 | 27.46 ± 0.21 | 97.20 | 10.12 | 0.0079 ± 0.0001 |
| 13D04015 | 14.0 % | ✓ 0.0140252 | 758.998 | 0.0000000 | 14.26335 | 136.6892 | 27.50 ± 0.24 | 97.02 | 7.50 | 0.0081 ± 0.0001 |
| 13D04017 | 15.8 % | ✓ 0.0112311 | 598.128 | 0.0000000 | 11.31163 | 109.2586 | 27.72 ± 0.28 | 97.01 | 5.95 | 0.0081 ± 0.0001 |
| 13D04018 | 18.0 % | ✓ 0.0091142 | 440.920 | 0.0000000 | 8.40464 | 81.1029 | 27.69 ± 0.35 | 96.75 | 4.42 | 0.0082 ± 0.0001 |
| 13D04019 | 20.5 % | ✓ 0.0082136 | 305.754 | 0.0000000 | 5.82074 | 56.6205 | 27.91 ± 0.46 | 95.85 | 3.06 | 0.0082 ± 0.0001 |
| 13D04021 | 23.0 % | ✓ 0.0164122 | 196.714 | 0.0000000 | 3.74141 | 36.1750 | 27.75 ± 0.68 | 88.15 | 1.97 | 0.0082 ± 0.0002 |
| Σ | | 0.1797772 | 10412.446 | 0.0379304 | 190.16626 | 1823.9599 | | | | |

| Information on Analysis | Results | 40(r)/39(k) ± 2σ | Age ± 2σ (Ma) | MSWD | 39Ar(k) (%),n | K/Ca ± 2σ |
|---|------------------|------------------------------|---|----------------|--|-----------------|
| Project = MV1203 (13-INT-04) Sample = MV1203-D37-03 Material = Plagioclase Location = Omura Guyot Region = Walvis Ridge Analyst = Susan Schnur Irradiation = 13-OSU-05 J = 0.00159925 ± 0.00000187 FCT-NM = 28.201 ± 0.023 Ma | Age Plateau | 9.59622 ± 0.03140 ± 0.33% | 27.54 ± 0.11 ± 0.40% | 1.56 9% | 97.10 14 | 0.0078 ± 0.0001 |
| | | | Full External Error ± 0.63 Analytical Error ± 0.09 | 1.78 1.2508 | 2σ Confidence Limit Error Magnification | |
| | Total Fusion Age | 9.59140 ± 0.02689 ± 0.28% | 27.53 ± 0.10 ± 0.36% | | 20 | 0.0079 ± 0.0000 |
| | | | Full External Error ± 0.63 Analytical Error ± 0.08 | | | |

| Normal Isochron | | 39(k)/36(a) ± 2σ | 40(a+r)/36(a) ± 2σ | r.i. |
|-----------------|----------|-------------------|---------------------|--------|
| 13D03995 | 1.6 % | 12.06 ± 15.47 | 502.39 ± 138.87 | 0.2024 |
| 13D03997 | 2.0 % | 51.85 ± 15.04 | 774.49 ± 156.30 | 0.6765 |
| 13D03998 | 2.4 % | 92.21 ± 18.35 | 1101.54 ± 192.78 | 0.8689 |
| 13D03999 | 2.8 % | 103.11 ± 15.59 | 1225.49 ± 165.60 | 0.8847 |
| 13D04001 | 3.2 % | 317.85 ± 95.26 | 3269.19 ± 967.35 | 0.9860 |
| 13D04002 | 3.6 % | 446.45 ± 154.35 | 4502.60 ± 1548.40 | 0.9940 |
| 13D04003 | 4.0 % ✓ | 632.97 ± 260.51 | 6386.64 ± 2621.43 | 0.9970 |
| 13D04005 | 4.5 % ✓ | 1132.25 ± 652.46 | 11352.19 ± 6537.12 | 0.9992 |
| 13D04006 | 5.2 % ✓ | 1436.42 ± 636.86 | 14107.23 ± 6253.28 | 0.9997 |
| 13D04007 | 6.1 % ✓ | 1057.28 ± 270.51 | 10457.67 ± 2674.88 | 0.9997 |
| 13D04009 | 7.3 % ✓ | 4778.17 ± 4865.48 | 46250.31 ± 47095.14 | 1.0000 |
| 13D04010 | 8.5 % ✓ | 2235.03 ± 995.40 | 21558.55 ± 9601.13 | 1.0000 |
| 13D04011 | 9.7 % ✓ | 1982.66 ± 748.85 | 19208.86 ± 7254.94 | 1.0000 |
| 13D04013 | 11.0 % ✓ | 1933.93 ± 749.95 | 18970.79 ± 7356.34 | 1.0000 |
| 13D04014 | 12.4 % ✓ | 1087.11 ± 253.98 | 10697.69 ± 2498.94 | 0.9998 |
| 13D04015 | 14.0 % ✓ | 1016.98 ± 238.21 | 10041.49 ± 2351.44 | 0.9997 |
| 13D04017 | 15.8 % ✓ | 1007.17 ± 248.96 | 10023.71 ± 2476.86 | 0.9996 |
| 13D04018 | 18.0 % ✓ | 922.14 ± 250.44 | 9193.98 ± 2495.79 | 0.9995 |
| 13D04019 | 20.5 % ✓ | 708.67 ± 176.68 | 7188.99 ± 1790.18 | 0.9987 |
| 13D04021 | 23.0 % ✓ | 227.96 ± 24.76 | 2499.65 ± 267.35 | 0.9832 |

| Results | 40(a)/36(a) ± 2σ | 40(r)/39(k) ± 2σ | Age ± 2σ (Ma) | MSWD |
|-----------------|-----------------------|-------------------|----------------------------|-----------------|
| Normal Isochron | 284.13 ± 81.23 | 9.59544 ± 0.06440 | 27.54 ± 0.19 | 2.53 |
| Error Chron | ± 28.59% | ± 0.67% | ± 0.71% | 0% |
| | | | Full External Error ± 0.65 | |
| | | | Analytical Error ± 0.18 | |
| Statistics | 2σ Confidence Limit | 1.82 | Convergence | 0.000022230236 |
| | Error Magnification | 1.5918 | Number of Iterations | 1 |
| | Number of Data Points | 14 | Calculated Line | Weighted York-2 |

| Inverse Isochron | | 39(k)/40(a+r) ± 2σ | 36(a)/40(a+r) ± 2σ | r.i. |
|------------------|----------|-----------------------|-------------------------|--------|
| 13D03995 | 1.6 % | 0.0240095 ± 0.0301583 | 0.00199048 ± 0.00055022 | 0.0134 |
| 13D03997 | 2.0 % | 0.0669519 ± 0.0143101 | 0.00129117 ± 0.00026057 | 0.0260 |
| 13D03998 | 2.4 % | 0.0837131 ± 0.0082501 | 0.00090782 ± 0.00015887 | 0.0209 |
| 13D03999 | 2.8 % | 0.0841411 ± 0.0059299 | 0.00081600 ± 0.00011026 | 0.0197 |
| 13D04001 | 3.2 % | 0.0972275 ± 0.0048632 | 0.00030589 ± 0.00009051 | 0.0082 |
| 13D04002 | 3.6 % | 0.0991528 ± 0.0037427 | 0.00022209 ± 0.00007638 | 0.0061 |
| 13D04003 | 4.0 % ✓ | 0.0991085 ± 0.0031479 | 0.00015658 ± 0.00006427 | 0.0037 |
| 13D04005 | 4.5 % ✓ | 0.0997386 ± 0.0022774 | 0.00008809 ± 0.00005073 | 0.0020 |
| 13D04006 | 5.2 % ✓ | 0.1018217 ± 0.0010170 | 0.00007089 ± 0.00003142 | 0.0012 |
| 13D04007 | 6.1 % ✓ | 0.1011012 ± 0.0006329 | 0.00009562 ± 0.00002446 | 0.0012 |
| 13D04009 | 7.3 % ✓ | 0.1033111 ± 0.0004026 | 0.00002162 ± 0.00002202 | 0.0002 |
| 13D04010 | 8.5 % ✓ | 0.1036726 ± 0.0003533 | 0.00004639 ± 0.00002066 | 0.0004 |
| 13D04011 | 9.7 % ✓ | 0.1032161 ± 0.0003460 | 0.00005206 ± 0.00001966 | 0.0004 |
| 13D04013 | 11.0 % ✓ | 0.1019425 ± 0.0003724 | 0.00005271 ± 0.00002044 | 0.0004 |
| 13D04014 | 12.4 % ✓ | 0.1016213 ± 0.0004314 | 0.00009348 ± 0.00002184 | 0.0009 |
| 13D04015 | 14.0 % ✓ | 0.1012780 ± 0.0005548 | 0.00009959 ± 0.00002332 | 0.0012 |
| 13D04017 | 15.8 % ✓ | 0.1004787 ± 0.0006819 | 0.00009976 ± 0.00002465 | 0.0014 |
| 13D04018 | 18.0 % ✓ | 0.1002986 ± 0.0008863 | 0.00010877 ± 0.00002953 | 0.0017 |
| 13D04019 | 20.5 % ✓ | 0.0985770 ± 0.0012730 | 0.00013910 ± 0.00003464 | 0.0026 |
| 13D04021 | 23.0 % ✓ | 0.0911987 ± 0.0018105 | 0.00040006 ± 0.00004279 | 0.0080 |

| Results | 40(a)/36(a) ± 2σ | 40(r)/39(k) ± 2σ | Age ± 2σ (Ma) | MSWD |
|------------------|---|-------------------------------|---|--------------------------------------|
| Inverse Isochron | 354.30 ± 63.18 ± 17.83% | 9.55480 ± 0.05546 ± 0.58% | 27.42 ± 0.17 ± 0.62% Full External Error ± 0.64 Analytical Error ± 0.16 | 1.25 24% |
| Statistics | 2σ Confidence Limit Error Magnification Number of Data Points Spreading Factor | 1.82 1.1188 14 11.9% | Convergence Number of Iterations Calculated Line | 0.0001976071 4 Weighted York-2 |

| Degassing Patterns | | 36Ar(a) [fA] | %1σ | 36Ar(c) [fA] | %1σ | 36Ar(ca) [fA] | %1σ | 36Ar(cl) [fA] | %1σ | 37Ar(ca) [fA] | %1σ | 38Ar(a) [fA] | %1σ | 38Ar(c) [fA] | %1σ | 38Ar(k) [fA] | %1σ | 38Ar(ca) [fA] | %1σ | 38Ar(cl) [fA] | %1σ | 39Ar(k) [fA] | %1σ | 39Ar(ca) [fA] | %1σ | 40Ar(r) [fA] | %1σ | 40Ar(a) [fA] | %1σ | 40Ar(c) [fA] | %1σ | 40Ar(k) [fA] | %1σ |
|--------------------|--------|--------------|-------|--------------|------|---------------|-------|---------------|--------|---------------|-------|--------------|-------|--------------|------|--------------|-------|---------------|-------|---------------|--------|--------------|-------|---------------|-------|--------------|-------|--------------|-------|--------------|------|--------------|-------|
| 13D03995 | 1.6 % | 0.0048723 | 13.39 | 0.0000000 | 0.00 | 0.0009221 | 24.92 | 0.0000000 | 0.00 | 3.463 | 24.92 | 0.0009106 | 13.39 | 0.0000000 | 0.00 | 0.0007071 | 62.71 | 0.0002486 | 28.03 | 0.0000000 | 0.00 | 0.05877 | 62.71 | 0.0023394 | 24.96 | 1.0080 | 20.84 | 1.439763 | 13.39 | 0.0000000 | 0.00 | 0.0002247 | 62.77 |
| 13D03997 | 2.0 % | 0.0064090 | 9.95 | 0.0000000 | 0.00 | 0.0037186 | 5.96 | 0.0000000 | 0.00 | 13.964 | 5.96 | 0.0011978 | 9.95 | 0.0000000 | 0.00 | 0.0039983 | 10.56 | 0.0010026 | 14.14 | 0.0000000 | 0.00 | 0.33233 | 10.55 | 0.0094341 | 6.10 | 3.0698 | 6.71 | 1.893856 | 9.95 | 0.0000000 | 0.00 | 0.0012705 | 10.88 |
| 13D03998 | 2.4 % | 0.0079547 | 8.70 | 0.0000000 | 0.00 | 0.0089412 | 2.49 | 0.0000086 | 143.10 | 33.576 | 2.49 | 0.0014867 | 8.70 | 0.0000000 | 0.00 | 0.0088251 | 4.84 | 0.0024107 | 13.06 | 0.0379304 | 143.10 | 0.73353 | 4.84 | 0.0226838 | 2.82 | 6.4118 | 3.44 | 2.350612 | 8.70 | 0.0000000 | 0.00 | 0.0028043 | 5.52 |
| 13D03999 | 2.8 % | 0.0099838 | 6.72 | 0.0000000 | 0.00 | 0.0133399 | 1.73 | 0.0000000 | 0.00 | 50.093 | 1.73 | 0.0018660 | 6.72 | 0.0000000 | 0.00 | 0.0123856 | 3.46 | 0.0035967 | 12.94 | 0.0000000 | 0.00 | 1.02947 | 3.46 | 0.0338431 | 2.17 | 9.2848 | 2.32 | 2.950208 | 6.72 | 0.0000000 | 0.00 | 0.0039357 | 4.36 |
| 13D04001 | 3.2 % | 0.0046871 | 14.78 | 0.0000000 | 0.00 | 0.0203084 | 1.18 | 0.0000000 | 0.00 | 76.261 | 1.17 | 0.0008760 | 14.78 | 0.0000000 | 0.00 | 0.0179241 | 2.45 | 0.0054756 | 12.87 | 0.0000000 | 0.00 | 1.48983 | 2.44 | 0.0515222 | 1.76 | 13.9381 | 1.59 | 1.385049 | 14.78 | 0.0000000 | 0.00 | 0.0056956 | 3.61 |
| 13D04002 | 3.6 % | 0.0041763 | 17.19 | 0.0000000 | 0.00 | 0.0259772 | 0.97 | 0.0000000 | 0.00 | 97.549 | 0.96 | 0.0007805 | 17.19 | 0.0000000 | 0.00 | 0.0224315 | 1.84 | 0.0070040 | 12.86 | 0.0000000 | 0.00 | 1.86448 | 1.83 | 0.0659039 | 1.63 | 17.5700 | 1.30 | 1.234090 | 17.19 | 0.0000000 | 0.00 | 0.0071279 | 3.23 |
| 13D04003 | 4.0 % | ✓ 0.0037695 | 20.52 | 0.0000000 | 0.00 | 0.0349739 | 0.79 | 0.0000000 | 0.00 | 131.333 | 0.78 | 0.0007045 | 20.52 | 0.0000000 | 0.00 | 0.0287059 | 1.56 | 0.0094297 | 12.84 | 0.0000000 | 0.00 | 2.38599 | 1.55 | 0.0887284 | 1.53 | 22.9607 | 1.06 | 1.113893 | 20.52 | 0.0000000 | 0.00 | 0.0091217 | 3.08 |
| 13D04005 | 4.5 % | ✓ 0.0028884 | 28.79 | 0.0000000 | 0.00 | 0.0490256 | 0.64 | 0.0000000 | 0.00 | 184.099 | 0.62 | 0.0005398 | 28.79 | 0.0000000 | 0.00 | 0.0393464 | 1.12 | 0.0132183 | 12.84 | 0.0000000 | 0.00 | 3.27042 | 1.11 | 0.1243773 | 1.46 | 31.9364 | 0.81 | 0.853528 | 28.79 | 0.0000000 | 0.00 | 0.0125028 | 2.88 |
| 13D04006 | 5.2 % | ✓ 0.0053021 | 22.16 | 0.0000000 | 0.00 | 0.1139788 | 0.50 | 0.0000000 | 0.00 | 428.009 | 0.48 | 0.0009910 | 22.16 | 0.0000000 | 0.00 | 0.0916279 | 0.51 | 0.0307310 | 12.83 | 0.0000000 | 0.00 | 7.61599 | 0.49 | 0.2891629 | 1.40 | 73.2305 | 0.49 | 1.566758 | 22.16 | 0.0000000 | 0.00 | 0.0291159 | 2.70 |
| 13D04007 | 6.1 % | ✓ 0.0119010 | 12.79 | 0.0000000 | 0.00 | 0.1895484 | 0.48 | 0.0000000 | 0.00 | 711.785 | 0.45 | 0.0022243 | 12.79 | 0.0000000 | 0.00 | 0.1513833 | 0.34 | 0.0511062 | 12.83 | 0.0000000 | 0.00 | 12.58277 | 0.31 | 0.4808822 | 1.40 | 120.9405 | 0.38 | 3.516759 | 12.79 | 0.0000000 | 0.00 | 0.0481039 | 2.68 |
| 13D04009 | 7.3 % | ✓ 0.0043376 | 50.91 | 0.0000000 | 0.00 | 0.3110664 | 0.47 | 0.0000000 | 0.00 | 1168.105 | 0.44 | 0.0008107 | 50.91 | 0.0000000 | 0.00 | 0.2493498 | 0.25 | 0.0838699 | 12.83 | 0.0000000 | 0.00 | 20.72561 | 0.19 | 0.7891717 | 1.39 | 199.3320 | 0.33 | 1.281750 | 50.91 | 0.0000000 | 0.00 | 0.0792340 | 2.67 |
| 13D04010 | 8.5 % | ✓ 0.0115811 | 22.27 | 0.0000000 | 0.00 | 0.3857512 | 0.47 | 0.0000000 | 0.00 | 1448.559 | 0.44 | 0.0021645 | 22.27 | 0.0000000 | 0.00 | 0.3114113 | 0.23 | 0.1040065 | 12.83 | 0.0000000 | 0.00 | 25.88407 | 0.17 | 0.9786462 | 1.39 | 246.2491 | 0.31 | 3.422209 | 22.27 | 0.0000000 | 0.00 | 0.0989548 | 2.67 |
| 13D04011 | 9.7 % | ✓ 0.0131819 | 18.88 | 0.0000000 | 0.00 | 0.3856429 | 0.47 | 0.0000000 | 0.00 | 1448.152 | 0.44 | 0.0024637 | 18.88 | 0.0000000 | 0.00 | 0.3144337 | 0.23 | 0.1039773 | 12.83 | 0.0000000 | 0.00 | 26.13529 | 0.16 | 0.9783715 | 1.39 | 249.3143 | 0.30 | 3.895256 | 18.88 | 0.0000000 | 0.00 | 0.0999152 | 2.67 |
| 13D04013 | 11.0 % | ✓ 0.0120327 | 19.39 | 0.0000000 | 0.00 | 0.3392656 | 0.47 | 0.0000000 | 0.00 | 1273.998 | 0.44 | 0.0022489 | 19.39 | 0.0000000 | 0.00 | 0.2799654 | 0.24 | 0.0914730 | 12.83 | 0.0000000 | 0.00 | 23.27033 | 0.18 | 0.8607129 | 1.39 | 224.7135 | 0.31 | 3.555652 | 19.39 | 0.0000000 | 0.00 | 0.0889625 | 2.67 |
| 13D04014 | 12.4 % | ✓ 0.0177034 | 11.68 | 0.0000000 | 0.00 | 0.2777472 | 0.47 | 0.0000000 | 0.00 | 1042.986 | 0.44 | 0.0033088 | 11.68 | 0.0000000 | 0.00 | 0.2315439 | 0.26 | 0.0748864 | 12.83 | 0.0000000 | 0.00 | 19.24560 | 0.21 | 0.7046414 | 1.39 | 184.1542 | 0.34 | 5.231356 | 11.68 | 0.0000000 | 0.00 | 0.0735759 | 2.67 |
| 13D04015 | 14.0 % | ✓ 0.0140252 | 11.71 | 0.0000000 | 0.00 | 0.2021212 | 0.48 | 0.0000000 | 0.00 | 758.998 | 0.45 | 0.0026213 | 11.71 | 0.0000000 | 0.00 | 0.1716024 | 0.31 | 0.0544961 | 12.83 | 0.0000000 | 0.00 | 14.26335 | 0.27 | 0.5127790 | 1.39 | 136.6892 | 0.36 | 4.144437 | 11.71 | 0.0000000 | 0.00 | 0.0545288 | 2.67 |
| 13D04017 | 15.8 % | ✓ 0.0112311 | 12.35 | 0.0000000 | 0.00 | 0.1592816 | 0.49 | 0.0000000 | 0.00 | 598.128 | 0.46 | 0.0020991 | 12.35 | 0.0000000 | 0.00 | 0.1360902 | 0.37 | 0.0429456 | 12.83 | 0.0000000 | 0.00 | 11.31163 | 0.33 | 0.4040955 | 1.40 | 109.2586 | 0.38 | 3.318791 | 12.35 | 0.0000000 | 0.00 | 0.0432444 | 2.68 |
| 13D04018 | 18.0 % | ✓ 0.0091142 | 13.57 | 0.0000000 | 0.00 | 0.1174170 | 0.50 | 0.0000000 | 0.00 | 440.920 | 0.48 | 0.0017035 | 13.57 | 0.0000000 | 0.00 | 0.1011162 | 0.46 | 0.0316580 | 12.83 | 0.0000000 | 0.00 | 8.40464 | 0.43 | 0.2978855 | 1.40 | 81.1029 | 0.46 | 2.693258 | 13.57 | 0.0000000 | 0.00 | 0.0321309 | 2.69 |
| 13D04019 | 20.5 % | ✓ 0.0082136 | 12.45 | 0.0000000 | 0.00 | 0.0814222 | 0.54 | 0.0000000 | 0.00 | 305.754 | 0.52 | 0.0015351 | 12.45 | 0.0000000 | 0.00 | 0.0700293 | 0.65 | 0.0219531 | 12.83 | 0.0000000 | 0.00 | 5.82074 | 0.63 | 0.2065672 | 1.42 | 56.6205 | 0.55 | 2.427124 | 12.45 | 0.0000000 | 0.00 | 0.0222527 | 2.73 |
| 13D04021 | 23.0 % | ✓ 0.0164122 | 5.34 | 0.0000000 | 0.00 | 0.0523851 | 0.62 | 0.0000000 | 0.00 | 196.714 | 0.60 | 0.0030674 | 5.34 | 0.0000000 | 0.00 | 0.0450129 | 0.98 | 0.0141241 | 12.83 | 0.0000000 | 0.00 | 3.74141 | 0.97 | 0.1329003 | 1.45 | 36.1750 | 0.75 | 4.849809 | 5.34 | 0.0000000 | 0.00 | 0.0143034 | 2.83 |
| Σ | | 0.1797772 | 3.65 | 0.0000000 | 0.00 | 2.7728344 | 0.15 | 0.0000086 | 143.10 | 10412.446 | 0.14 | 0.0336004 | 3.65 | 0.0000000 | 0.00 | 2.2878903 | 0.10 | 0.7476136 | 3.95 | 0.0379304 | 143.10 | 190.16626 | 0.09 | 7.0346487 | 0.43 | 1823.9599 | 0.11 | 53.124161 | 3.65 | 0.0000000 | 0.00 | 0.7270056 | 0.82 |
| Σ | | | | | | | | 2.9526202 | 0.26 | 10412.446 | 0.14 | | | | | | | | | 3.1070346 | 1.99 | | | 197.20091 | 0.09 | | | | | | | 1877.8111 | 0.15 |

| Additional Parameters | | 40Ar/39Ar | 1σ | 37Ar/39Ar | 1σ | 36Ar/39Ar | 1σ | Time (days) | 37Ar (decay) | 39Ar (decay) | 40Ar (moles) |
|-----------------------|--------|-------------|-----------|-----------|-----------|-----------|----------|-------------|--------------|--------------|--------------|
| 13D03995 | 1.6 % | 40.059440 | 24.195993 | 56.664237 | 36.973796 | 0.094820 | 0.058048 | 138.889 | 15.577091 | 1.00098136 | 1.175E-13 |
| 13D03997 | 2.0 % | 14.527507 | 1.510536 | 40.858559 | 4.847914 | 0.029633 | 0.003509 | 138.906 | 15.582220 | 1.00098148 | 2.383E-13 |
| 13D03998 | 2.4 % | 11.590949 | 0.554572 | 44.399845 | 2.357184 | 0.022354 | 0.001360 | 138.915 | 15.584999 | 1.00098154 | 4.207E-13 |
| 13D03999 | 2.8 % | 11.510227 | 0.393095 | 47.110665 | 1.773919 | 0.021935 | 0.000943 | 138.923 | 15.587564 | 1.00098160 | 5.875E-13 |
| 13D04001 | 3.2 % | 9.945051 | 0.240738 | 49.476926 | 1.301879 | 0.016217 | 0.000569 | 138.940 | 15.592910 | 1.00098173 | 7.358E-13 |
| 13D04002 | 3.6 % | 9.744813 | 0.177905 | 50.533345 | 1.016649 | 0.015620 | 0.000445 | 138.949 | 15.595691 | 1.00098179 | 9.029E-13 |
| 13D04003 | 4.0 % | ✓ 9.731871 | 0.149184 | 53.069671 | 0.893662 | 0.015656 | 0.000374 | 138.958 | 15.598258 | 1.00098185 | 1.156E-12 |
| 13D04005 | 4.5 % | ✓ 9.662556 | 0.106357 | 54.229787 | 0.671008 | 0.015292 | 0.000280 | 138.975 | 15.603608 | 1.00098197 | 1.575E-12 |
| 13D04006 | 5.2 % | ✓ 9.465528 | 0.045373 | 54.143061 | 0.361839 | 0.015089 | 0.000148 | 138.983 | 15.606177 | 1.00098203 | 3.592E-12 |
| 13D04007 | 6.1 % | ✓ 9.530668 | 0.028367 | 54.485946 | 0.293157 | 0.015421 | 0.000104 | 138.992 | 15.608960 | 1.00098209 | 5.976E-12 |
| 13D04009 | 7.3 % | ✓ 9.328141 | 0.016884 | 54.293131 | 0.258963 | 0.014660 | 0.000081 | 139.009 | 15.614099 | 1.00098221 | 9.633E-12 |
| 13D04010 | 8.5 % | ✓ 9.298027 | 0.014549 | 53.924497 | 0.251369 | 0.014791 | 0.000072 | 139.018 | 15.616884 | 1.00098228 | 1.199E-11 |
| 13D04011 | 9.7 % | ✓ 9.342503 | 0.014374 | 53.410417 | 0.248588 | 0.014709 | 0.000067 | 139.026 | 15.619454 | 1.00098233 | 1.216E-11 |
| 13D04013 | 11.0 % | ✓ 9.463248 | 0.016023 | 52.794968 | 0.249139 | 0.014558 | 0.000075 | 139.044 | 15.624812 | 1.00098246 | 1.096E-11 |
| 13D04014 | 12.4 % | ✓ 9.496581 | 0.018913 | 52.279361 | 0.253513 | 0.014809 | 0.000085 | 139.053 | 15.627598 | 1.00098252 | 9.094E-12 |
| 13D04015 | 14.0 % | ✓ 9.534848 | 0.024832 | 51.366498 | 0.265673 | 0.014628 | 0.000097 | 139.061 | 15.630170 | 1.00098258 | 6.763E-12 |
| 13D04017 | 15.8 % | ✓ 9.612773 | 0.031208 | 51.053459 | 0.285646 | 0.014554 | 0.000109 | 139.078 | 15.635531 | 1.00098270 | 5.406E-12 |
| 13D04018 | 18.0 % | ✓ 9.632639 | 0.040918 | 50.665755 | 0.320048 | 0.014540 | 0.000139 | 139.087 | 15.638105 | 1.00098276 | 4.024E-12 |
| 13D04019 | 20.5 % | ✓ 9.800376 | 0.061034 | 50.728073 | 0.404006 | 0.014872 | 0.000178 | 139.096 | 15.640894 | 1.00098282 | 2.835E-12 |
| 13D04021 | 23.0 % | ✓ 10.592628 | 0.101555 | 50.774084 | 0.565577 | 0.017757 | 0.000268 | 139.113 | 15.646258 | 1.00098295 | 1.970E-12 |

| Procedure Blanks | | 36Ar ± 1σ (SE) [fA] | 37Ar ± 1σ (SE) [fA] | 38Ar ± 1σ (SE) [fA] | 39Ar ± 1σ (SE) [fA] | 40Ar ± 1σ (SE) [fA] |
|------------------|--------|------------------------|------------------------|------------------------|------------------------|------------------------|
| 13D03995 | 1.6 % | 0.0115232 ± 0.0004619 | 0.0554036 ± 0.0425580 | 0.0187228 ± 0.0456814 | 0.0524921 ± 0.0258802 | 3.2156885 ± 0.0788531 |
| 13D03997 | 2.0 % | 0.0116621 ± 0.0004619 | 0.0588336 ± 0.0425580 | 0.0107693 ± 0.0456814 | 0.0583881 ± 0.0258802 | 3.2826965 ± 0.0788531 |
| 13D03998 | 2.4 % | 0.0116476 ± 0.0004619 | 0.0570327 ± 0.0425580 | 0.0189186 ± 0.0456814 | 0.0612384 ± 0.0258802 | 3.2915566 ± 0.0788531 |
| 13D03999 | 2.8 % | 0.0115971 ± 0.0004619 | 0.0537677 ± 0.0425580 | 0.0226680 ± 0.0456814 | 0.0635055 ± 0.0258802 | 3.2872564 ± 0.0788531 |
| 13D04001 | 3.2 % | 0.0114279 ± 0.0004619 | 0.0439019 ± 0.0425580 | 0.0219385 ± 0.0456814 | 0.0667626 ± 0.0258802 | 3.2525212 ± 0.0788531 |
| 13D04002 | 3.6 % | 0.0113287 ± 0.0004619 | 0.0380206 ± 0.0425580 | 0.0184717 ± 0.0456814 | 0.0675483 ± 0.0258802 | 3.2266218 ± 0.0788531 |
| 13D04003 | 4.0 % | 0.0112419 ± 0.0004619 | 0.0326028 ± 0.0425580 | 0.0141850 ± 0.0456814 | 0.0676809 ± 0.0258802 | 3.2010457 ± 0.0788531 |
| 13D04005 | 4.5 % | 0.0111021 ± 0.0004619 | 0.0225271 ± 0.0425580 | 0.0039375 ± 0.0456814 | 0.0661329 ± 0.0258802 | 3.1502424 ± 0.0788531 |
| 13D04006 | 5.2 % | 0.0110637 ± 0.0004619 | 0.0187240 ± 0.0425580 | 0.0008113 ± 0.0456814 | 0.0645661 ± 0.0258802 | 3.1298949 ± 0.0788531 |
| 13D04007 | 6.1 % | 0.0110474 ± 0.0004619 | 0.0156213 ± 0.0425580 | 0.0053478 ± 0.0456814 | 0.0623423 ± 0.0258802 | 3.1123821 ± 0.0788531 |
| 13D04009 | 7.3 % | 0.0110888 ± 0.0004619 | 0.0131280 ± 0.0425580 | 0.0111348 ± 0.0456814 | 0.0571236 ± 0.0258802 | 3.0948780 ± 0.0788531 |
| 13D04010 | 8.5 % | 0.0111477 ± 0.0004619 | 0.0136684 ± 0.0425580 | 0.0125266 ± 0.0456814 | 0.0539296 ± 0.0258802 | 3.0939642 ± 0.0788531 |
| 13D04011 | 9.7 % | 0.0112210 ± 0.0004619 | 0.0153623 ± 0.0425580 | 0.0126200 ± 0.0456814 | 0.0509305 ± 0.0258802 | 3.0982922 ± 0.0788531 |
| 13D04013 | 11.0 % | 0.0114114 ± 0.0004619 | 0.0223664 ± 0.0425580 | 0.0092060 ± 0.0456814 | 0.0452144 ± 0.0258802 | 3.1208349 ± 0.0788531 |
| 13D04014 | 12.4 % | 0.0115155 ± 0.0004619 | 0.0276345 ± 0.0425580 | 0.0057162 ± 0.0456814 | 0.0429524 ± 0.0258802 | 3.1376354 ± 0.0788531 |
| 13D04015 | 14.0 % | 0.0116031 ± 0.0004619 | 0.0332747 ± 0.0425580 | 0.0016893 ± 0.0456814 | 0.0415895 ± 0.0258802 | 3.1544148 ± 0.0788531 |
| 13D04017 | 15.8 % | 0.0117148 ± 0.0004619 | 0.0465119 ± 0.0425580 | 0.0080602 ± 0.0456814 | 0.0420207 ± 0.0258802 | 3.1857986 ± 0.0788531 |
| 13D04018 | 18.0 % | 0.0117100 ± 0.0004619 | 0.0530489 ± 0.0425580 | 0.0127095 ± 0.0456814 | 0.0443351 ± 0.0258802 | 3.1948836 ± 0.0788531 |
| 13D04019 | 20.5 % | 0.0116412 ± 0.0004619 | 0.0597922 ± 0.0425580 | 0.0170984 ± 0.0456814 | 0.0488243 ± 0.0258802 | 3.1966113 ± 0.0788531 |
| 13D04021 | 23.0 % | 0.0112524 ± 0.0004619 | 0.0701201 ± 0.0425580 | 0.0214073 ± 0.0456814 | 0.0646676 ± 0.0258802 | 3.1633356 ± 0.0788531 |

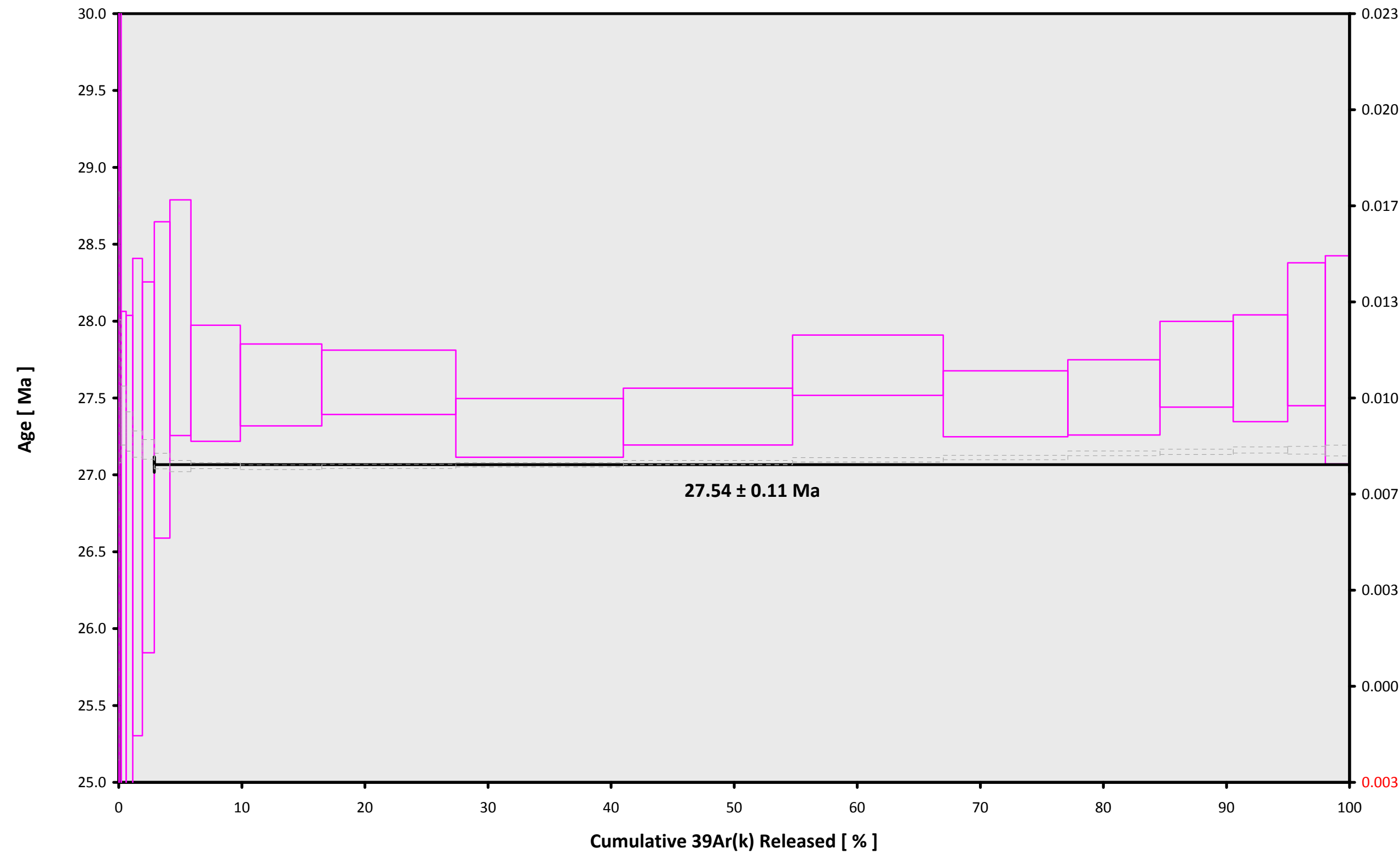
| Intercept Values | | 36Ar ± 1σ (SE) [fA] | r2 | Regression (type,n) | 37Ar ± 1σ (SE) [fA] | r2 | Regression (type,n) | 38Ar ± 1σ (SE) [fA] | r2 | Regression (type,n) | 39Ar ± 1σ (SE) [fA] | r2 | Regression (type,n) | 40Ar ± 1σ (SE) [fA] | r2 | Regression (type,n) |
|------------------|--------|-----------------------|--------|---------------------|----------------------|--------|---------------------|-----------------------|--------|---------------------|------------------------|--------|---------------------|-----------------------|--------|---------------------|
| 13D03995 | 1.6 % | 0.0171271 ± 0.0003681 | 0.5080 | EXP 149 of 150 | 0.273693 ± 0.033871 | 0.0043 | EXP 150 of 150 | 0.0432125 ± 0.0273203 | 0.0081 | EXP 150 of 150 | 0.1131752 ± 0.0258721 | 0.0923 | EXP 150 of 150 | 5.668851 ± 0.027610 | 0.9826 | EXP 150 of 150 |
| 13D03997 | 2.0 % | 0.0214566 ± 0.0003472 | 0.4272 | EXP 150 of 150 | 0.938826 ± 0.030343 | 0.0297 | EXP 150 of 150 | 0.0099054 ± 0.0283194 | 0.0003 | EXP 150 of 150 | 0.3977658 ± 0.0233051 | 0.0001 | EXP 150 of 150 | 8.258097 ± 0.026769 | 0.9773 | EXP 150 of 150 |
| 13D03998 | 2.4 % | 0.0279961 ± 0.0004315 | 0.2136 | EXP 150 of 150 | 2.172565 ± 0.029579 | 0.1774 | EXP 150 of 150 | 0.0689620 ± 0.0280744 | 0.0289 | EXP 149 of 150 | 0.8121747 ± 0.0238789 | 0.0236 | EXP 150 of 150 | 12.075222 ± 0.026731 | 0.9691 | EXP 150 of 150 |
| 13D03999 | 2.8 % | 0.0341536 ± 0.0003931 | 0.2407 | EXP 149 of 150 | 3.209514 ± 0.031163 | 0.2742 | EXP 150 of 150 | 0.0314473 ± 0.0254509 | 0.0077 | EXP 150 of 150 | 1.1193968 ± 0.0240382 | 0.1029 | EXP 150 of 150 | 15.551954 ± 0.028973 | 0.9458 | EXP 150 of 150 |
| 13D04001 | 3.2 % | 0.0356013 ± 0.0004225 | 0.2332 | EXP 150 of 150 | 4.846506 ± 0.029981 | 0.4640 | EXP 150 of 150 | 0.0116229 ± 0.0295192 | 0.0079 | EXP 150 of 150 | 1.5973542 ± 0.0251287 | 0.0939 | EXP 150 of 150 | 18.613543 ± 0.029886 | 0.9001 | EXP 150 of 150 |
| 13D04002 | 3.6 % | 0.0404904 ± 0.0004518 | 0.1327 | EXP 150 of 150 | 6.180112 ± 0.030188 | 0.4922 | EXP 150 of 150 | 0.0008120 ± 0.0277137 | 0.0033 | EXP 150 of 150 | 1.9844548 ± 0.0219294 | 0.2396 | EXP 150 of 150 | 22.077355 ± 0.028309 | 0.8491 | EXP 150 of 150 |
| 13D04003 | 4.0 % | 0.0487110 ± 0.0005149 | 0.0276 | EXP 150 of 150 | 8.300520 ± 0.032171 | 0.6556 | EXP 150 of 150 | 0.0456015 ± 0.0284785 | 0.0024 | EXP 150 of 150 | 2.5251263 ± 0.0259590 | 0.2315 | EXP 150 of 150 | 27.335309 ± 0.028856 | 0.5526 | EXP 150 of 150 |
| 13D04005 | 4.5 % | 0.0613086 ± 0.0005704 | 0.0055 | EXP 149 of 150 | 11.608322 ± 0.028448 | 0.8335 | EXP 150 of 150 | 0.0118405 ± 0.0277645 | 0.0058 | EXP 150 of 150 | 3.4372276 ± 0.0250469 | 0.2830 | EXP 150 of 150 | 36.021541 ± 0.030649 | 0.6067 | EXP 150 of 150 |
| 13D04006 | 5.2 % | 0.1264213 ± 0.0008277 | 0.1594 | EXP 150 of 150 | 26.949930 ± 0.032284 | 0.9571 | EXP 150 of 150 | 0.1200372 ± 0.0282924 | 0.0024 | EXP 150 of 150 | 7.9145265 ± 0.0253385 | 0.7922 | EXP 150 of 150 | 78.113487 ± 0.032836 | 0.9899 | EXP 150 of 150 |
| 13D04007 | 6.1 % | 0.2058710 ± 0.0009694 | 0.4297 | EXP 150 of 150 | 44.794632 ± 0.035134 | 0.9808 | EXP 150 of 150 | 0.1740579 ± 0.0277484 | 0.0005 | EXP 149 of 150 | 13.0347888 ± 0.0259701 | 0.9126 | EXP 150 of 150 | 127.879222 ± 0.035421 | 0.9970 | EXP 150 of 150 |
| 13D04009 | 7.3 % | 0.3161187 ± 0.0013267 | 0.6135 | EXP 150 of 150 | 73.475397 ± 0.038314 | 0.9917 | EXP 150 of 150 | 0.2907147 ± 0.0231471 | 0.0115 | EXP 150 of 150 | 21.4216986 ± 0.0236884 | 0.9726 | EXP 150 of 150 | 204.209359 ± 0.037335 | 0.9990 | EXP 150 of 150 |
| 13D04010 | 8.5 % | 0.3954112 ± 0.0014251 | 0.7384 | LIN 150 of 150 | 91.097461 ± 0.034787 | 0.9955 | EXP 150 of 150 | 0.3389378 ± 0.0289668 | 0.0023 | EXP 150 of 150 | 26.7291016 ± 0.0263569 | 0.9787 | EXP 150 of 150 | 253.388900 ± 0.050206 | 0.9989 | EXP 150 of 150 |
| 13D04011 | 9.7 % | 0.3969280 ± 0.0012654 | 0.7609 | LIN 150 of 150 | 91.058597 ± 0.034380 | 0.9955 | EXP 150 of 150 | 0.3234464 ± 0.0260362 | 0.0001 | LIN 150 of 150 | 26.9752905 ± 0.0259343 | 0.9798 | EXP 150 of 150 | 256.939818 ± 0.042188 | 0.9992 | EXP 150 of 150 |
| 13D04013 | 11.0 % | 0.3511551 ± 0.0013340 | 0.6859 | EXP 150 of 150 | 80.089313 ± 0.036689 | 0.9936 | EXP 150 of 150 | 0.2791487 ± 0.0259183 | 0.0014 | EXP 150 of 150 | 24.0077785 ± 0.0257675 | 0.9754 | EXP 150 of 150 | 231.958557 ± 0.042378 | 0.9990 | EXP 150 of 150 |
| 13D04014 | 12.4 % | 0.2972484 ± 0.0012908 | 0.5967 | EXP 149 of 150 | 65.564504 ± 0.034680 | 0.9913 | EXP 150 of 150 | 0.2553827 ± 0.0270508 | 0.0005 | EXP 150 of 150 | 19.8539066 ± 0.0254540 | 0.9642 | EXP 150 of 150 | 192.994723 ± 0.040457 | 0.9986 | EXP 150 of 150 |
| 13D04015 | 14.0 % | 0.2206402 ± 0.0010775 | 0.5453 | EXP 150 of 150 | 47.717673 ± 0.033444 | 0.9847 | EXP 150 of 150 | 0.2106083 ± 0.0268236 | 0.0038 | EXP 150 of 150 | 14.7145511 ± 0.0249609 | 0.9408 | EXP 150 of 150 | 144.338494 ± 0.038585 | 0.9975 | EXP 150 of 150 |
| 13D04017 | 15.8 % | 0.1766192 ± 0.0009224 | 0.3320 | EXP 149 of 150 | 37.611320 ± 0.037376 | 0.9714 | EXP 150 of 150 | 0.1450302 ± 0.0249100 | 0.0002 | EXP 150 of 150 | 11.6759469 ± 0.0250089 | 0.9030 | EXP 150 of 150 | 116.042975 ± 0.034079 | 0.9966 | EXP 150 of 150 |
| 13D04018 | 18.0 % | 0.1340795 ± 0.0008925 | 0.2524 | EXP 150 of 150 | 27.739989 ± 0.033270 | 0.9551 | EXP 150 of 150 | 0.1403378 ± 0.0265258 | 0.0028 | EXP 150 of 150 | 8.6860952 ± 0.0239240 | 0.8604 | EXP 149 of 150 | 87.199225 ± 0.031342 | 0.9936 | EXP 150 of 150 |
| 13D04019 | 20.5 % | 0.0983288 ± 0.0007322 | 0.0618 | EXP 150 of 150 | 19.255744 ± 0.031827 | 0.9195 | EXP 149 of 150 | 0.0862779 ± 0.0269326 | 0.0004 | EXP 150 of 150 | 6.0340488 ± 0.0251103 | 0.6642 | EXP 150 of 150 | 62.390575 ± 0.033481 | 0.9783 | EXP 150 of 150 |
| 13D04021 | 23.0 % | 0.0777869 ± 0.0006150 | 0.0436 | EXP 150 of 150 | 12.416089 ± 0.028766 | 0.8538 | EXP 150 of 150 | 0.0721799 ± 0.0278003 | 0.0052 | EXP 150 of 150 | 3.9119240 ± 0.0249471 | 0.5101 | EXP 150 of 150 | 44.288644 ± 0.030491 | 0.9269 | EXP 150 of 150 |

| Project Info | | Analyst | Irradiation | X-pos | Y-pos | Z/H-pos | Project | Experiment | Nmb |
|--------------|--------|--------------|-------------|-------|-------|---------|---------------------------------|------------|-----|
| 13D03995 | 1.6 % | Susan Schnur | 13-OSU-05 | | | 55.60 | Walvis Ridge\MV1203 (13-INT-04) | 13D03994 | 01 |
| 13D03997 | 2.0 % | Susan Schnur | 13-OSU-05 | | | 55.60 | Walvis Ridge\MV1203 (13-INT-04) | 13D03994 | 01 |
| 13D03998 | 2.4 % | Susan Schnur | 13-OSU-05 | | | 55.60 | Walvis Ridge\MV1203 (13-INT-04) | 13D03994 | 01 |
| 13D03999 | 2.8 % | Susan Schnur | 13-OSU-05 | | | 55.60 | Walvis Ridge\MV1203 (13-INT-04) | 13D03994 | 01 |
| 13D04001 | 3.2 % | Susan Schnur | 13-OSU-05 | | | 55.60 | Walvis Ridge\MV1203 (13-INT-04) | 13D03994 | 01 |
| 13D04002 | 3.6 % | Susan Schnur | 13-OSU-05 | | | 55.60 | Walvis Ridge\MV1203 (13-INT-04) | 13D03994 | 01 |
| 13D04003 | 4.0 % | Susan Schnur | 13-OSU-05 | | | 55.60 | Walvis Ridge\MV1203 (13-INT-04) | 13D03994 | 01 |
| 13D04005 | 4.5 % | Susan Schnur | 13-OSU-05 | | | 55.60 | Walvis Ridge\MV1203 (13-INT-04) | 13D03994 | 01 |
| 13D04006 | 5.2 % | Susan Schnur | 13-OSU-05 | | | 55.60 | Walvis Ridge\MV1203 (13-INT-04) | 13D03994 | 01 |
| 13D04007 | 6.1 % | Susan Schnur | 13-OSU-05 | | | 55.60 | Walvis Ridge\MV1203 (13-INT-04) | 13D03994 | 01 |
| 13D04009 | 7.3 % | Susan Schnur | 13-OSU-05 | | | 55.60 | Walvis Ridge\MV1203 (13-INT-04) | 13D03994 | 01 |
| 13D04010 | 8.5 % | Susan Schnur | 13-OSU-05 | | | 55.60 | Walvis Ridge\MV1203 (13-INT-04) | 13D03994 | 01 |
| 13D04011 | 9.7 % | Susan Schnur | 13-OSU-05 | | | 55.60 | Walvis Ridge\MV1203 (13-INT-04) | 13D03994 | 01 |
| 13D04013 | 11.0 % | Susan Schnur | 13-OSU-05 | | | 55.60 | Walvis Ridge\MV1203 (13-INT-04) | 13D03994 | 01 |
| 13D04014 | 12.4 % | Susan Schnur | 13-OSU-05 | | | 55.60 | Walvis Ridge\MV1203 (13-INT-04) | 13D03994 | 01 |
| 13D04015 | 14.0 % | Susan Schnur | 13-OSU-05 | | | 55.60 | Walvis Ridge\MV1203 (13-INT-04) | 13D03994 | 01 |
| 13D04017 | 15.8 % | Susan Schnur | 13-OSU-05 | | | 55.60 | Walvis Ridge\MV1203 (13-INT-04) | 13D03994 | 01 |
| 13D04018 | 18.0 % | Susan Schnur | 13-OSU-05 | | | 55.60 | Walvis Ridge\MV1203 (13-INT-04) | 13D03994 | 01 |
| 13D04019 | 20.5 % | Susan Schnur | 13-OSU-05 | | | 55.60 | Walvis Ridge\MV1203 (13-INT-04) | 13D03994 | 01 |
| 13D04021 | 23.0 % | Susan Schnur | 13-OSU-05 | | | 55.60 | Walvis Ridge\MV1203 (13-INT-04) | 13D03994 | 01 |

| Sample Parameters | Sample | Material | Location | Standard Name | Standard (in Ma) | %1σ | Standard Reference | Standard 40Ar/39Ar | %1σ | J | %1σ | Air 40Ar/36Ar | %1σ | MDF (lin) | %1σ | Volume Ratio | Sensitivity (mol/volt) | Day | Month | Year | Hour | Min | Resist | |
|-------------------|--------|---------------|-------------|---------------|------------------|--------|--------------------|---------------------|---------|-------|------------|---------------|---------|-----------|------------|--------------|------------------------|---------|-------|------|------|-----|--------|---|
| 13D03995 | 1.6 % | MV1203-D37-03 | Plagioclase | Omura Guyot | FCT-NM | 28.201 | 0.082 | Kuiper et al (2008) | 9.82798 | 0.117 | 0.00159925 | 0.117 | 302.779 | 0.094 | 0.99398207 | 0.063 | 1 | 4.8E-14 | 7 | NOV | 2013 | 18 | 56 | 1 |
| 13D03997 | 2.0 % | MV1203-D37-03 | Plagioclase | Omura Guyot | FCT-NM | 28.201 | 0.082 | Kuiper et al (2008) | 9.82798 | 0.117 | 0.00159925 | 0.117 | 302.779 | 0.094 | 0.99398207 | 0.063 | 1 | 4.8E-14 | 7 | NOV | 2013 | 19 | 20 | 1 |
| 13D03998 | 2.4 % | MV1203-D37-03 | Plagioclase | Omura Guyot | FCT-NM | 28.201 | 0.082 | Kuiper et al (2008) | 9.82798 | 0.117 | 0.00159925 | 0.117 | 302.779 | 0.094 | 0.99398207 | 0.063 | 1 | 4.8E-14 | 7 | NOV | 2013 | 19 | 33 | 1 |
| 13D03999 | 2.8 % | MV1203-D37-03 | Plagioclase | Omura Guyot | FCT-NM | 28.201 | 0.082 | Kuiper et al (2008) | 9.82798 | 0.117 | 0.00159925 | 0.117 | 302.779 | 0.094 | 0.99398207 | 0.063 | 1 | 4.8E-14 | 7 | NOV | 2013 | 19 | 45 | 1 |
| 13D04001 | 3.2 % | MV1203-D37-03 | Plagioclase | Omura Guyot | FCT-NM | 28.201 | 0.082 | Kuiper et al (2008) | 9.82798 | 0.117 | 0.00159925 | 0.117 | 302.779 | 0.094 | 0.99398207 | 0.063 | 1 | 4.8E-14 | 7 | NOV | 2013 | 20 | 10 | 1 |
| 13D04002 | 3.6 % | MV1203-D37-03 | Plagioclase | Omura Guyot | FCT-NM | 28.201 | 0.082 | Kuiper et al (2008) | 9.82798 | 0.117 | 0.00159925 | 0.117 | 302.779 | 0.094 | 0.99398207 | 0.063 | 1 | 4.8E-14 | 7 | NOV | 2013 | 20 | 23 | 1 |
| 13D04003 | 4.0 % | MV1203-D37-03 | Plagioclase | Omura Guyot | FCT-NM | 28.201 | 0.082 | Kuiper et al (2008) | 9.82798 | 0.117 | 0.00159925 | 0.117 | 302.779 | 0.094 | 0.99398207 | 0.063 | 1 | 4.8E-14 | 7 | NOV | 2013 | 20 | 35 | 1 |
| 13D04005 | 4.5 % | MV1203-D37-03 | Plagioclase | Omura Guyot | FCT-NM | 28.201 | 0.082 | Kuiper et al (2008) | 9.82798 | 0.117 | 0.00159925 | 0.117 | 302.779 | 0.094 | 0.99398207 | 0.063 | 1 | 4.8E-14 | 7 | NOV | 2013 | 21 | 0 | 1 |
| 13D04006 | 5.2 % | MV1203-D37-03 | Plagioclase | Omura Guyot | FCT-NM | 28.201 | 0.082 | Kuiper et al (2008) | 9.82798 | 0.117 | 0.00159925 | 0.117 | 302.779 | 0.094 | 0.99398207 | 0.063 | 1 | 4.8E-14 | 7 | NOV | 2013 | 21 | 12 | 1 |
| 13D04007 | 6.1 % | MV1203-D37-03 | Plagioclase | Omura Guyot | FCT-NM | 28.201 | 0.082 | Kuiper et al (2008) | 9.82798 | 0.117 | 0.00159925 | 0.117 | 302.779 | 0.094 | 0.99398207 | 0.063 | 1 | 4.8E-14 | 7 | NOV | 2013 | 21 | 25 | 1 |
| 13D04009 | 7.3 % | MV1203-D37-03 | Plagioclase | Omura Guyot | FCT-NM | 28.201 | 0.082 | Kuiper et al (2008) | 9.82798 | 0.117 | 0.00159925 | 0.117 | 302.779 | 0.094 | 0.99398207 | 0.063 | 1 | 4.8E-14 | 7 | NOV | 2013 | 21 | 49 | 1 |
| 13D04010 | 8.5 % | MV1203-D37-03 | Plagioclase | Omura Guyot | FCT-NM | 28.201 | 0.082 | Kuiper et al (2008) | 9.82798 | 0.117 | 0.00159925 | 0.117 | 302.779 | 0.094 | 0.99398207 | 0.063 | 1 | 4.8E-14 | 7 | NOV | 2013 | 22 | 2 | 1 |
| 13D04011 | 9.7 % | MV1203-D37-03 | Plagioclase | Omura Guyot | FCT-NM | 28.201 | 0.082 | Kuiper et al (2008) | 9.82798 | 0.117 | 0.00159925 | 0.117 | 302.779 | 0.094 | 0.99398207 | 0.063 | 1 | 4.8E-14 | 7 | NOV | 2013 | 22 | 14 | 1 |
| 13D04013 | 11.0 % | MV1203-D37-03 | Plagioclase | Omura Guyot | FCT-NM | 28.201 | 0.082 | Kuiper et al (2008) | 9.82798 | 0.117 | 0.00159925 | 0.117 | 302.779 | 0.094 | 0.99398207 | 0.063 | 1 | 4.8E-14 | 7 | NOV | 2013 | 22 | 39 | 1 |
| 13D04014 | 12.4 % | MV1203-D37-03 | Plagioclase | Omura Guyot | FCT-NM | 28.201 | 0.082 | Kuiper et al (2008) | 9.82798 | 0.117 | 0.00159925 | 0.117 | 302.779 | 0.094 | 0.99398207 | 0.063 | 1 | 4.8E-14 | 7 | NOV | 2013 | 22 | 52 | 1 |
| 13D04015 | 14.0 % | MV1203-D37-03 | Plagioclase | Omura Guyot | FCT-NM | 28.201 | 0.082 | Kuiper et al (2008) | 9.82798 | 0.117 | 0.00159925 | 0.117 | 302.779 | 0.094 | 0.99398207 | 0.063 | 1 | 4.8E-14 | 7 | NOV | 2013 | 23 | 4 | 1 |
| 13D04017 | 15.8 % | MV1203-D37-03 | Plagioclase | Omura Guyot | FCT-NM | 28.201 | 0.082 | Kuiper et al (2008) | 9.82798 | 0.117 | 0.00159925 | 0.117 | 302.779 | 0.094 | 0.99398207 | 0.063 | 1 | 4.8E-14 | 7 | NOV | 2013 | 23 | 29 | 1 |
| 13D04018 | 18.0 % | MV1203-D37-03 | Plagioclase | Omura Guyot | FCT-NM | 28.201 | 0.082 | Kuiper et al (2008) | 9.82798 | 0.117 | 0.00159925 | 0.117 | 302.779 | 0.094 | 0.99398207 | 0.063 | 1 | 4.8E-14 | 7 | NOV | 2013 | 23 | 41 | 1 |
| 13D04019 | 20.5 % | MV1203-D37-03 | Plagioclase | Omura Guyot | FCT-NM | 28.201 | 0.082 | Kuiper et al (2008) | 9.82798 | 0.117 | 0.00159925 | 0.117 | 302.779 | 0.094 | 0.99398207 | 0.063 | 1 | 4.8E-14 | 7 | NOV | 2013 | 23 | 54 | 1 |
| 13D04021 | 23.0 % | MV1203-D37-03 | Plagioclase | Omura Guyot | FCT-NM | 28.201 | 0.082 | Kuiper et al (2008) | 9.82798 | 0.117 | 0.00159925 | 0.117 | 302.779 | 0.094 | 0.99398207 | 0.063 | 1 | 4.8E-14 | 8 | NOV | 2013 | 0 | 19 | 1 |

| Irradiation Constants | | 40/36(a) | %1σ | 40/36(c) | %1σ | 38/36(a) | %1σ | 38/36(c) | %1σ | 39/37(ca) | %1σ | 38/37(ca) | %1σ | 36/37(ca) | %1σ | 40/39(k) | %1σ | 38/39(k) | %1σ | 36/38(cl) | %1σ | K/Ca | %1σ | K/Cl | %1σ | Ca/Cl | %1σ |
|------------------------------|--------|-----------------|------------|-----------------|------------|-----------------|------------|-----------------|------------|------------------|------------|------------------|------------|------------------|------------|-----------------|------------|-----------------|------------|------------------|------------|-------------|------------|-------------|------------|--------------|------------|
| 13D03995 | 1.6 % | 295.5 | 0 | 0.018 | 35 | 0.1869 | 0 | 1.493 | 3 | 0.0006756 | 1.32 | 0.0000718 | 12.82 | 0.0002663 | 0.15 | 0.003823 | 2.66 | 0.012031 | 0.16 | 0 | 0 | 0.43 | 0 | 0 | 0 | 0 | 0 |
| 13D03997 | 2.0 % | 295.5 | 0 | 0.018 | 35 | 0.1869 | 0 | 1.493 | 3 | 0.0006756 | 1.32 | 0.0000718 | 12.82 | 0.0002663 | 0.15 | 0.003823 | 2.66 | 0.012031 | 0.16 | 0 | 0 | 0.43 | 0 | 0 | 0 | 0 | 0 |
| 13D03998 | 2.4 % | 295.5 | 0 | 0.018 | 35 | 0.1869 | 0 | 1.493 | 3 | 0.0006756 | 1.32 | 0.0000718 | 12.82 | 0.0002663 | 0.15 | 0.003823 | 2.66 | 0.012031 | 0.16 | 0 | 0 | 0.43 | 0 | 0 | 0 | 0 | 0 |
| 13D03999 | 2.8 % | 295.5 | 0 | 0.018 | 35 | 0.1869 | 0 | 1.493 | 3 | 0.0006756 | 1.32 | 0.0000718 | 12.82 | 0.0002663 | 0.15 | 0.003823 | 2.66 | 0.012031 | 0.16 | 0 | 0 | 0.43 | 0 | 0 | 0 | 0 | 0 |
| 13D04001 | 3.2 % | 295.5 | 0 | 0.018 | 35 | 0.1869 | 0 | 1.493 | 3 | 0.0006756 | 1.32 | 0.0000718 | 12.82 | 0.0002663 | 0.15 | 0.003823 | 2.66 | 0.012031 | 0.16 | 0 | 0 | 0.43 | 0 | 0 | 0 | 0 | 0 |
| 13D04002 | 3.6 % | 295.5 | 0 | 0.018 | 35 | 0.1869 | 0 | 1.493 | 3 | 0.0006756 | 1.32 | 0.0000718 | 12.82 | 0.0002663 | 0.15 | 0.003823 | 2.66 | 0.012031 | 0.16 | 0 | 0 | 0.43 | 0 | 0 | 0 | 0 | 0 |
| 13D04003 | 4.0 % | 295.5 | 0 | 0.018 | 35 | 0.1869 | 0 | 1.493 | 3 | 0.0006756 | 1.32 | 0.0000718 | 12.82 | 0.0002663 | 0.15 | 0.003823 | 2.66 | 0.012031 | 0.16 | 0 | 0 | 0.43 | 0 | 0 | 0 | 0 | 0 |
| 13D04005 | 4.5 % | 295.5 | 0 | 0.018 | 35 | 0.1869 | 0 | 1.493 | 3 | 0.0006756 | 1.32 | 0.0000718 | 12.82 | 0.0002663 | 0.15 | 0.003823 | 2.66 | 0.012031 | 0.16 | 0 | 0 | 0.43 | 0 | 0 | 0 | 0 | 0 |
| 13D04006 | 5.2 % | 295.5 | 0 | 0.018 | 35 | 0.1869 | 0 | 1.493 | 3 | 0.0006756 | 1.32 | 0.0000718 | 12.82 | 0.0002663 | 0.15 | 0.003823 | 2.66 | 0.012031 | 0.16 | 0 | 0 | 0.43 | 0 | 0 | 0 | 0 | 0 |
| 13D04007 | 6.1 % | 295.5 | 0 | 0.018 | 35 | 0.1869 | 0 | 1.493 | 3 | 0.0006756 | 1.32 | 0.0000718 | 12.82 | 0.0002663 | 0.15 | 0.003823 | 2.66 | 0.012031 | 0.16 | 0 | 0 | 0.43 | 0 | 0 | 0 | 0 | 0 |
| 13D04009 | 7.3 % | 295.5 | 0 | 0.018 | 35 | 0.1869 | 0 | 1.493 | 3 | 0.0006756 | 1.32 | 0.0000718 | 12.82 | 0.0002663 | 0.15 | 0.003823 | 2.66 | 0.012031 | 0.16 | 0 | 0 | 0.43 | 0 | 0 | 0 | 0 | 0 |
| 13D04010 | 8.5 % | 295.5 | 0 | 0.018 | 35 | 0.1869 | 0 | 1.493 | 3 | 0.0006756 | 1.32 | 0.0000718 | 12.82 | 0.0002663 | 0.15 | 0.003823 | 2.66 | 0.012031 | 0.16 | 0 | 0 | 0.43 | 0 | 0 | 0 | 0 | 0 |
| 13D04011 | 9.7 % | 295.5 | 0 | 0.018 | 35 | 0.1869 | 0 | 1.493 | 3 | 0.0006756 | 1.32 | 0.0000718 | 12.82 | 0.0002663 | 0.15 | 0.003823 | 2.66 | 0.012031 | 0.16 | 0 | 0 | 0.43 | 0 | 0 | 0 | 0 | 0 |
| 13D04013 | 11.0 % | 295.5 | 0 | 0.018 | 35 | 0.1869 | 0 | 1.493 | 3 | 0.0006756 | 1.32 | 0.0000718 | 12.82 | 0.0002663 | 0.15 | 0.003823 | 2.66 | 0.012031 | 0.16 | 0 | 0 | 0.43 | 0 | 0 | 0 | 0 | 0 |
| 13D04014 | 12.4 % | 295.5 | 0 | 0.018 | 35 | 0.1869 | 0 | 1.493 | 3 | 0.0006756 | 1.32 | 0.0000718 | 12.82 | 0.0002663 | 0.15 | 0.003823 | 2.66 | 0.012031 | 0.16 | 0 | 0 | 0.43 | 0 | 0 | 0 | 0 | 0 |
| 13D04015 | 14.0 % | 295.5 | 0 | 0.018 | 35 | 0.1869 | 0 | 1.493 | 3 | 0.0006756 | 1.32 | 0.0000718 | 12.82 | 0.0002663 | 0.15 | 0.003823 | 2.66 | 0.012031 | 0.16 | 0 | 0 | 0.43 | 0 | 0 | 0 | 0 | 0 |
| 13D04017 | 15.8 % | 295.5 | 0 | 0.018 | 35 | 0.1869 | 0 | 1.493 | 3 | 0.0006756 | 1.32 | 0.0000718 | 12.82 | 0.0002663 | 0.15 | 0.003823 | 2.66 | 0.012031 | 0.16 | 0 | 0 | 0.43 | 0 | 0 | 0 | 0 | 0 |
| 13D04018 | 18.0 % | 295.5 | 0 | 0.018 | 35 | 0.1869 | 0 | 1.493 | 3 | 0.0006756 | 1.32 | 0.0000718 | 12.82 | 0.0002663 | 0.15 | 0.003823 | 2.66 | 0.012031 | 0.16 | 0 | 0 | 0.43 | 0 | 0 | 0 | 0 | 0 |
| 13D04019 | 20.5 % | 295.5 | 0 | 0.018 | 35 | 0.1869 | 0 | 1.493 | 3 | 0.0006756 | 1.32 | 0.0000718 | 12.82 | 0.0002663 | 0.15 | 0.003823 | 2.66 | 0.012031 | 0.16 | 0 | 0 | 0.43 | 0 | 0 | 0 | 0 | 0 |
| 13D04021 | 23.0 % | 295.5 | 0 | 0.018 | 35 | 0.1869 | 0 | 1.493 | 3 | 0.0006756 | 1.32 | 0.0000718 | 12.82 | 0.0002663 | 0.15 | 0.003823 | 2.66 | 0.012031 | 0.16 | 0 | 0 | 0.43 | 0 | 0 | 0 | 0 | 0 |

13D03994.AGE >>> MV1203-D37-03 >>> WALVIS RIDGE | MV1203 (13-INT-04) PROJECT



Ar-Ages in Ma

WEIGHTED PLATEAU

27.54 ± 0.11

TOTAL FUSION

27.53 ± 0.10

NORMAL ISOCHRON

27.54 ± 0.19

INVERSE ISOCHRON

27.42 ± 0.17

MSWD (PROBABILITY)

1.56 (9%)

Sample Info

Plagioclase

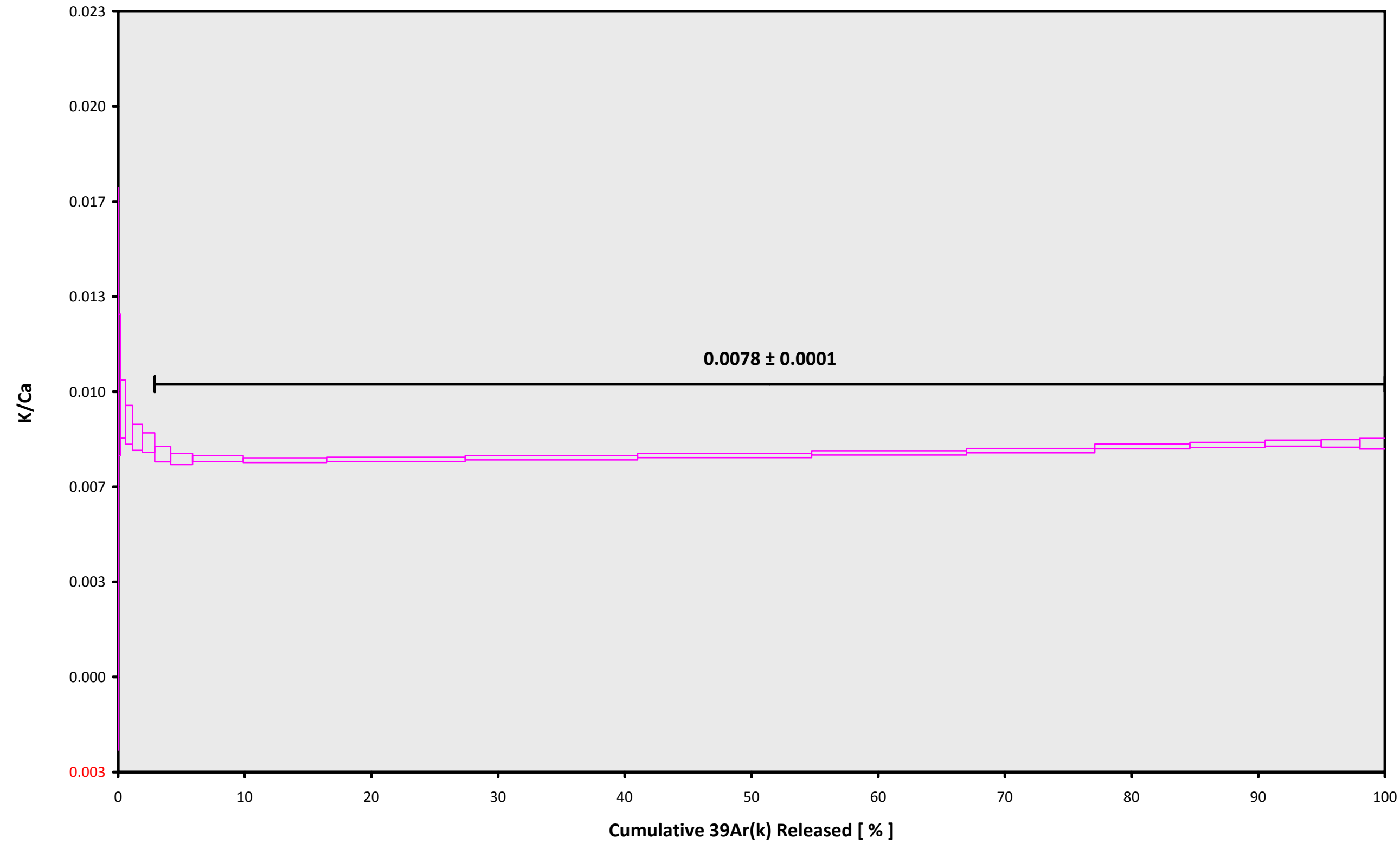
Omura Guyot

Susan Schnur

IRR = 13-OSU-05

J = 0.00159925 ± 0.00000187

13D03994.AGE >>> MV1203-D37-03 >>> WALVIS RIDGE | MV1203 (13-INT-04) PROJECT



Ar-Ages in Ma

WEIGHTED PLATEAU

27.54 ± 0.11

TOTAL FUSION

27.53 ± 0.10

NORMAL ISOCHRON

27.54 ± 0.19

INVERSE ISOCHRON

27.42 ± 0.17

Sample Info

Plagioclase

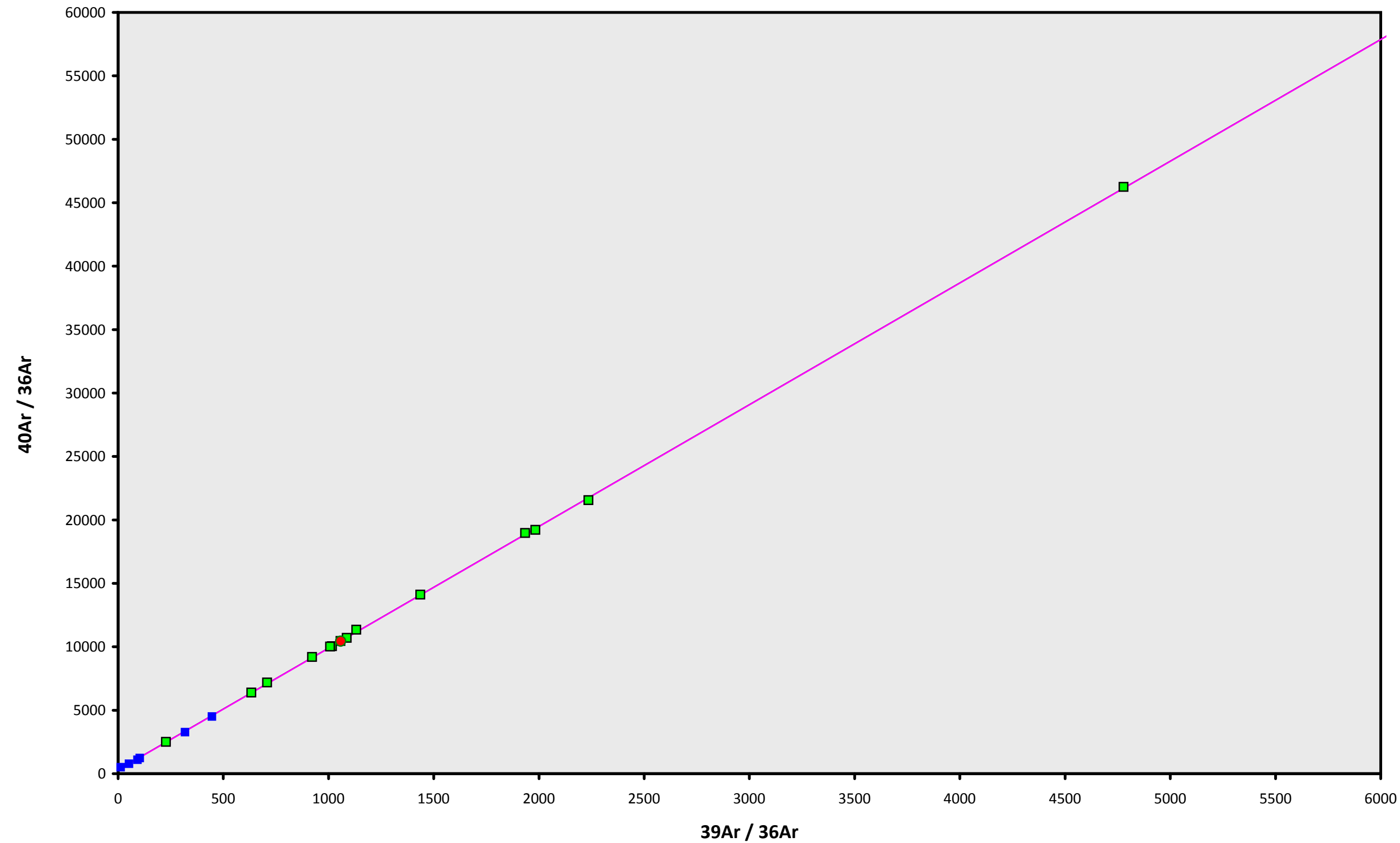
Omura Guyot

Susan Schnur

IRR = 13-OSU-05

$J = 0.00159925 \pm 0.00000187$

13D03994.AGE >>> MV1203-D37-03 >>> WALVIS RIDGE | MV1203 (13-INT-04) PROJECT



Ar-Ages in Ma

WEIGHTED PLATEAU

27.54 ± 0.11

TOTAL FUSION

27.53 ± 0.10

NORMAL ISOCHRON

27.54 ± 0.19

INVERSE ISOCHRON

27.42 ± 0.17

MSWD (PROBABILITY)

2.53 (0%)

40AR/36AR INTERCEPT

284.1 ± 81.2

Sample Info

Plagioclase

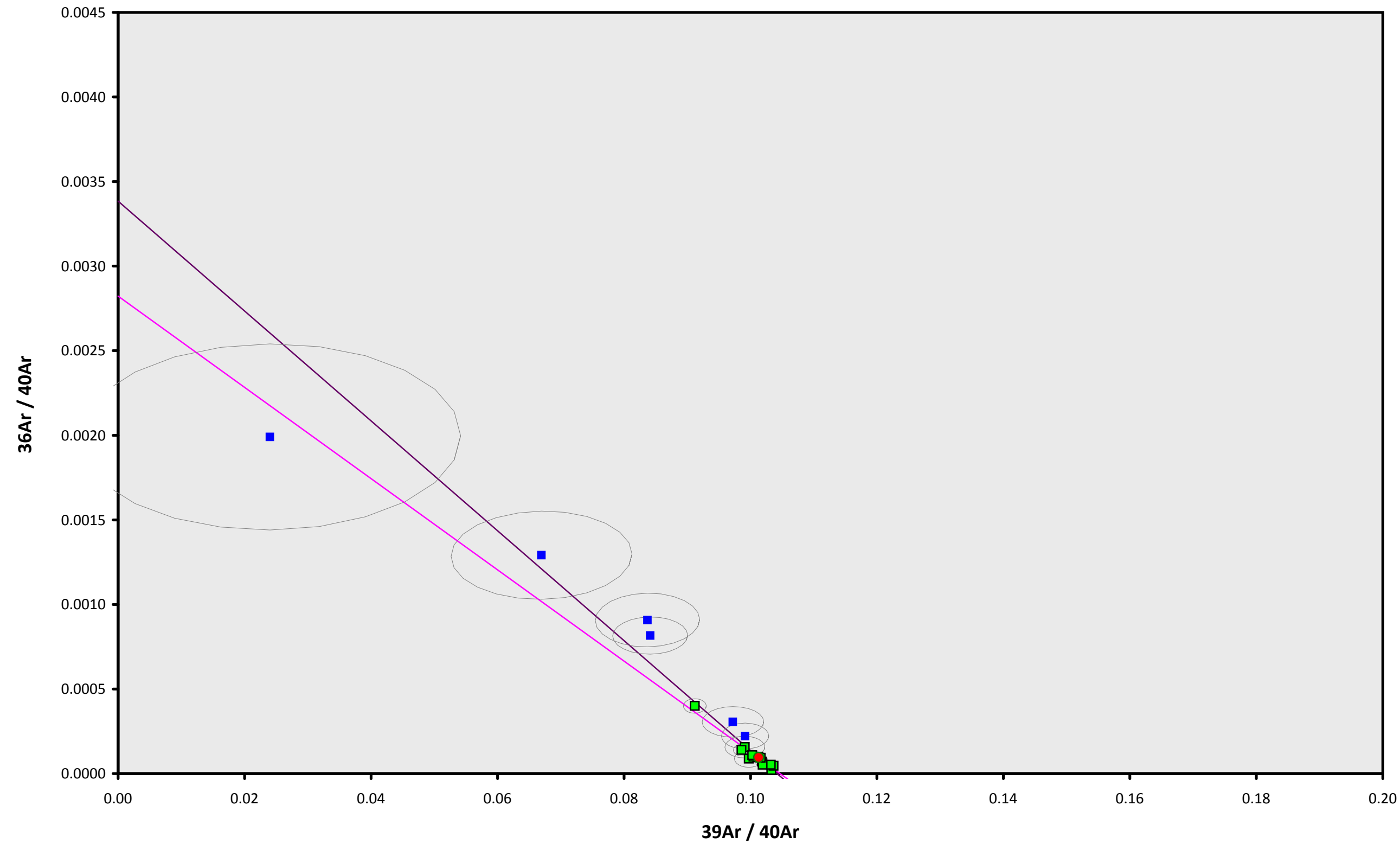
Omura Guyot

Susan Schnur

IRR = 13-OSU-05

J = 0.00159925 ± 0.00000187

13D03994.AGE >>> MV1203-D37-03 >>> WALVIS RIDGE | MV1203 (13-INT-04) PROJECT



Ar-Ages in Ma

WEIGHTED PLATEAU
27.54 ± 0.11

TOTAL FUSION
27.53 ± 0.10

NORMAL ISOCHRON
27.54 ± 0.19

INVERSE ISOCHRON
27.42 ± 0.17

MSWD (PROBABILITY)
1.25 (24%)

SPREADING FACTOR
11.9%

40AR/36AR INTERCEPT
354.3 ± 63.2

Sample Info

Plagioclase
Omura Guyot
Susan Schnur

IRR = 13-OSU-05
J = 0.00159925 ± 0.00000187