

Relative Abundances		36Ar [fA]	%1σ	37Ar [fA]	%1σ	38Ar [fA]	%1σ	39Ar [fA]	%1σ	40Ar [fA]	%1σ	40(r)/39(k) ± 2σ	Age ± 2σ (Ma)	40Ar(r) (%)	39Ar(k) (%)	K/Ca ± 2σ
13D04127	1.6 %	2.521358	0.298	5.028	14.665	0.502941	7.737	0.34472	10.477	740.143	0.015	13.24938 ± 13.33612	43.16 ± 43.96	0.61	0.06	0.0292 ± 0.0106
13D04129	2.0 %	3.376804	0.285	14.366	5.354	0.656337	5.684	0.73642	4.722	996.459	0.011	0.35441 ± 7.82365	1.14 ± 25.20	0.03	0.14	0.0218 ± 0.0031
13D04130	2.4 %	0.887403	0.356	13.037	5.554	0.157257	25.270	0.70488	5.245	255.111	0.038	8.75368 ± 2.85687	28.40 ± 9.34	2.39	0.13	0.0230 ± 0.0035
13D04131	2.8 %	1.390530	0.326	50.021	1.587	0.314396	12.395	2.46483	1.429	397.521	0.024	3.88813 ± 1.11199	12.56 ± 3.60	2.38	0.45	0.0209 ± 0.0009
13D04133	3.2 %	1.396532	0.319	45.114	1.703	0.348261	10.997	2.26457	1.558	401.222	0.024	3.53972 ± 1.18687	11.43 ± 3.84	1.97	0.42	0.0213 ± 0.0010
13D04134	3.6 %	2.119110	0.307	103.494	0.833	0.443086	8.268	5.15414	0.666	615.077	0.016	0.58917 ± 0.75816	1.90 ± 2.44	0.49	0.95	0.0211 ± 0.0005
13D04135	4.0 %	2.224739	0.295	92.485	0.950	0.492676	7.850	4.52779	0.785	650.852	0.016	0.15772 ± 0.87129	0.51 ± 2.80	0.11	0.83	0.0208 ± 0.0005
13D04137	4.5 %	2.982093	0.289	235.081	0.557	0.665226	5.989	11.43727	0.337	870.808	0.013	0.71421 ± 0.45171	2.30 ± 1.45	0.93	2.11	0.0206 ± 0.0003
13D04138	5.2 %	3.501866	0.286	347.824	0.488	0.837674	4.599	17.05706	0.230	1031.512	0.011	1.42772 ± 0.35272	4.59 ± 1.13	2.33	3.14	0.0208 ± 0.0002
13D04139	6.1 %	4.253303	0.279	674.967	0.454	1.117091	3.704	32.96914	0.131	1258.257	0.009	1.67305 ± 0.21664	5.38 ± 0.70	4.32	6.07	0.0207 ± 0.0002
13D04141	7.3 %	✓ 5.941695	0.269	1224.477	0.446	1.785346	2.241	59.98014	0.091	1770.922	0.007	1.88125 ± 0.16062	6.05 ± 0.52	6.28	11.04	0.0208 ± 0.0002
13D04142	8.5 %	✓ 5.493036	0.276	1502.710	0.444	1.990085	1.910	74.49851	0.084	1654.599	0.007	2.03284 ± 0.12304	6.53 ± 0.39	9.03	13.72	0.0210 ± 0.0002
13D04143	9.7 %	✓ 1.740030	0.316	1481.670	0.444	1.159654	3.439	75.58065	0.084	544.214	0.019	1.96226 ± 0.04620	6.31 ± 0.15	26.89	13.92	0.0216 ± 0.0002
13D04145	11.0 %	✓ 1.283166	0.318	1378.854	0.444	1.016577	3.778	69.55674	0.085	397.413	0.024	1.84305 ± 0.03841	5.92 ± 0.12	31.83	12.81	0.0214 ± 0.0002
13D04146	12.4 %	✓ 1.620024	0.309	1084.266	0.447	0.914089	4.453	54.49344	0.097	488.482	0.021	1.76490 ± 0.05729	5.67 ± 0.18	19.42	10.04	0.0213 ± 0.0002
13D04147	14.0 %	✓ 4.794217	0.276	889.558	0.449	1.421917	2.693	45.09493	0.107	1436.290	0.008	2.00994 ± 0.17652	6.46 ± 0.57	6.23	8.31	0.0215 ± 0.0002
13D04149	15.8 %	✓ 1.842212	0.306	609.356	0.458	0.631107	6.093	31.16418	0.142	556.658	0.018	1.95490 ± 0.10989	6.28 ± 0.35	10.80	5.74	0.0217 ± 0.0002
13D04150	18.0 %	✓ 1.135528	0.335	495.997	0.469	0.520635	7.703	25.55320	0.163	348.383	0.027	2.05284 ± 0.09108	6.60 ± 0.29	14.86	4.71	0.0219 ± 0.0002
13D04151	20.5 %	✓ 0.791070	0.375	376.333	0.488	0.314317	11.841	19.37096	0.202	244.894	0.037	2.12768 ± 0.09403	6.84 ± 0.30	16.61	3.57	0.0218 ± 0.0002
13D04153	23.0 %	✓ 0.301188	0.516	194.489	0.593	0.196192	20.619	10.07354	0.359	94.414	0.095	2.08008 ± 0.09712	6.68 ± 0.31	21.90	1.86	0.0220 ± 0.0003
Σ		49.595904	0.075	10819.127	0.140	15.484866	1.127	543.02710	0.037	14753.231	0.003					

Information on Analysis and Constants Used in Calculations

Project = **MV1203 (13-INT-04)**
 Sample = **MV1203-D44-07 (212-300)**
 Material = **Plagioclase**
 Location = **Blue Seamount**
 Region = **Walvis Ridge**
 Analyst = **Susan Schnur**
 Irradiation = **13-OSU-05**
 Position = X: | Y: | Z/H: **6.72 mm**
 FCT-NM Age = **28.201 ± 0.023 Ma**
 FCT-NM Reference = **Kuiper et al (2008)**
 FCT-NM 40Ar/39Ar Ratio = **8.82975 ± 0.01157**
 FCT-NM J-value = **0.00178005 ± 0.00000233**
 Air Shot 40Ar/36Ar = **302.7510 ± 0.2846**
 Air Shot MDF = **0.99400467 ± 0.00062294 (LIN)**
 Experiment Type = **Incremental Heating**
 Extraction Method = **Bulk Laser Heating**
 Heating = **70 sec**
 Isolation = **5.52 min**
 Instrument = **ARGUS-VI-D**
 Preferred Age = **Plateau Age**
 Age Classification = **Eruption Age**
 IGSN = **IESS10008**
 Rock Class = **Igneous>Volcanic>Mafic**
 Lithology = **Trachybasalt**
 Lat-Lon = **40°17.2'S - 13°13.3'W**

Age Equations = **Min et al. (2000)**
 Negative Intensities = **Allowed**
 Collector Calibrations = **40Ar 36Ar**
 Decay 40K = **5.530 ± 0.048 E-10 1/a**
 Decay 39Ar = **2.940 ± 0.016 E-07 1/h**
 Decay 37Ar = **8.230 ± 0.012 E-04 1/h**
 Decay 36Cl = **2.257 ± 0.015 E-06 1/a**
 Decay 40K(EC,β⁺) = **0.580 ± 0.009 E-10 1/a**
 Decay 40K(β⁻) = **4.950 ± 0.043 E-10 1/a**
 Atmospheric 40/36(a) = **295.50**
 Atmospheric 38/36(a) = **0.1869**
 Production 39/37(ca) = **0.0006756 ± 0.0000089**
 Production 38/37(ca) = **0.0000718 ± 0.0000092**
 Production 36/37(ca) = **0.0002663 ± 0.0000004**
 Production 40/39(k) = **0.003823 ± 0.000102**
 Production 38/39(k) = **0.012031 ± 0.000019**
 Production 36/38(cl) = **262.80 ± 1.71**
 Scaling Ratio K/Ca = **0.430**
 Abundance Ratio 40K/K = **1.1700 ± 0.0100 E-04**
 Atomic Weight K = **39.0983 ± 0.0001 g**

Results

	40(a)/36(a) ± 2σ	40(r)/39(k) ± 2σ	Age ± 2σ (Ma)	MSWD	39Ar(k) (%n)	K/Ca ± 2σ
Age Plateau		1.91432 ± 0.07146	6.15 ± 0.23	10.27	85.70	0.0214 ± 0.0002
Error Mean		± 3.73%	± 3.74%	0%	10	
		Full External Error ± 0.27		1.94	2σ Confidence Limit	
		Analytical Error ± 0.23		3.2040	Error Magnification	
Total Fusion Age		1.76769 ± 0.04147	5.68 ± 0.13		20	0.0213 ± 0.0001
		± 2.35%	± 2.36%			
		Full External Error ± 0.19				
		Analytical Error ± 0.13				
Normal Isochron	297.66 ± 3.67	1.85415 ± 0.11881	5.96 ± 0.38	9.81	85.70	
Error Chron	± 1.23%	± 6.41%	± 6.40%	0%	10	
		Full External Error ± 0.40		2.00	2σ Confidence Limit	
		Analytical Error ± 0.38		3.1315	Error Magnification	
				6	Number of Iterations	
				0.0000081942	Convergence	
Inverse Isochron	297.66 ± 3.68	1.85781 ± 0.11877	5.97 ± 0.38	9.84	85.70	
Error Chron	± 1.24%	± 6.39%	± 6.39%	0%	10	
		Full External Error ± 0.40		2.00	2σ Confidence Limit	
		Analytical Error ± 0.38		3.1363	Error Magnification	
				2	Number of Iterations	
				0.0014986847	Convergence	
Notes				26%	Spreading Factor	
		Bumpy, high MSWD, but the 40/36 is Good plateau. Combine with 106-212 experiment.				

Incremental Heating		36Ar(a) [fA]	37Ar(ca) [fA]	38Ar(cl) [fA]	39Ar(k) [fA]	40Ar(r) [fA]	Age ± 2σ (Ma)	40Ar(r) (%)	39Ar(k) (%)	K/Ca ± 2σ
13D04127	1.6 %	2.520013	5.028	0.0274835	0.34133	4.52236	43.16 ± 43.96	0.61	0.06	0.0292 ± 0.0106
13D04129	2.0 %	3.372974	14.366	0.0161531	0.72672	0.25755	1.14 ± 25.20	0.03	0.14	0.0218 ± 0.0031
13D04130	2.4 %	0.883931	13.037	0.0000000	0.69607	6.09317	28.40 ± 9.34	2.39	0.13	0.0230 ± 0.0035
13D04131	2.8 %	1.377204	50.021	0.0241574	2.43104	9.45219	12.56 ± 3.60	2.38	0.45	0.0209 ± 0.0009
13D04133	3.2 %	1.384505	45.114	0.0593797	2.23409	7.90807	11.43 ± 3.84	1.97	0.42	0.0213 ± 0.0010
13D04134	3.6 %	2.091549	103.494	0.0000000	5.08422	2.99547	1.90 ± 2.44	0.49	0.95	0.0211 ± 0.0005
13D04135	4.0 %	2.200105	92.485	0.0211135	4.46531	0.70428	0.51 ± 2.80	0.11	0.83	0.0208 ± 0.0005
13D04137	4.5 %	2.919491	235.081	0.0000000	11.27845	8.05514	2.30 ± 1.45	0.93	2.11	0.0206 ± 0.0003
13D04138	5.2 %	3.409241	347.824	0.0000000	16.82207	24.01724	4.59 ± 1.13	2.33	3.14	0.0208 ± 0.0002
13D04139	6.1 %	4.073560	674.967	0.0000000	32.51313	54.39605	5.38 ± 0.70	4.32	6.07	0.0207 ± 0.0002
13D04141	7.3 %	✓ 5.615617	1224.477	0.0000000	59.15288	111.28131	6.05 ± 0.52	6.28	11.04	0.0208 ± 0.0002
13D04142	8.5 %	✓ 5.092854	1502.710	0.0462591	73.48328	149.37951	6.53 ± 0.39	9.03	13.72	0.0210 ± 0.0002
13D04143	9.7 %	✓ 1.345461	1481.670	0.0000000	74.57963	146.34469	6.31 ± 0.15	26.89	13.92	0.0216 ± 0.0002
13D04145	11.0 %	✓ 0.915977	1378.854	0.0000000	68.62518	126.47966	5.92 ± 0.12	31.83	12.81	0.0214 ± 0.0002
13D04146	12.4 %	✓ 1.331284	1084.266	0.0000000	53.76091	94.88241	5.67 ± 0.18	19.42	10.04	0.0213 ± 0.0002
13D04147	14.0 %	✓ 4.557327	889.558	0.0000000	44.49394	89.42994	6.46 ± 0.57	6.23	8.31	0.0215 ± 0.0002
13D04149	15.8 %	✓ 1.679940	609.356	0.0000000	30.75250	60.11811	6.28 ± 0.35	10.80	5.74	0.0217 ± 0.0002
13D04150	18.0 %	✓ 1.003444	495.997	0.0000000	25.21810	51.76876	6.60 ± 0.29	14.86	4.71	0.0219 ± 0.0002
13D04151	20.5 %	✓ 0.690852	376.333	0.0000000	19.11671	40.67427	6.84 ± 0.30	16.61	3.57	0.0218 ± 0.0002
13D04153	23.0 %	✓ 0.249392	194.489	0.0160026	9.94214	20.68042	6.68 ± 0.31	21.90	1.86	0.0220 ± 0.0003
Σ		46.714722	10819.127	0.2105488	535.71770	946.98296				

Information on Analysis

Project = MV1203 (13-INT-04)
 Sample = MV1203-D44-07 (212-300)
 Material = Plagioclase
 Location = Blue Seamount
 Region = Walvis Ridge
 Analyst = Susan Schnur
 Irradiation = 13-OSU-05
 J = 0.00178005 ± 0.00000233
 FCT-NM = 28.201 ± 0.023 Ma

Results	40(r)/39(k) ± 2σ	Age ± 2σ (Ma)	MSWD	39Ar(k) (%,n)	K/Ca ± 2σ
Age Plateau	1.91432 ± 0.07146	6.15 ± 0.23	10.27	85.70	0.0214 ± 0.0002
Error Mean	± 3.73%	± 3.74%	0%	10	
		Full External Error ± 0.27	1.94	2σ Confidence Limit	
		Analytical Error ± 0.23	3.2040	Error Magnification	
Total Fusion Age	1.76769 ± 0.04147	5.68 ± 0.13		20	0.0213 ± 0.0001
	± 2.35%	± 2.36%			
		Full External Error ± 0.19			
		Analytical Error ± 0.13			

Normal Isochron		39(k)/36(a) ± 2σ	40(a+r)/36(a) ± 2σ	r.i.
13D04127	1.6 %	0.14 ± 0.03	293.71 ± 1.76	0.0282
13D04129	2.0 %	0.22 ± 0.02	295.42 ± 1.69	0.0594
13D04130	2.4 %	0.79 ± 0.08	288.61 ± 2.08	0.0669
13D04131	2.8 %	1.77 ± 0.05	288.64 ± 1.91	0.2212
13D04133	3.2 %	1.61 ± 0.05	289.79 ± 1.87	0.1991
13D04134	3.6 %	2.43 ± 0.04	294.07 ± 1.83	0.4180
13D04135	4.0 %	2.03 ± 0.03	295.82 ± 1.77	0.3509
13D04137	4.5 %	3.86 ± 0.03	298.26 ± 1.76	0.6517
13D04138	5.2 %	4.93 ± 0.04	302.54 ± 1.78	0.7815
13D04139	6.1 %	7.98 ± 0.05	308.85 ± 1.81	0.9088
13D04141	7.3 % ✓	10.53 ± 0.06	315.32 ± 1.80	0.9493
13D04142	8.5 % ✓	14.43 ± 0.09	324.83 ± 1.95	0.9602
13D04143	9.7 % ✓	55.43 ± 0.49	404.27 ± 3.49	0.9794
13D04145	11.0 % ✓	74.92 ± 0.74	433.58 ± 4.20	0.9824
13D04146	12.4 % ✓	40.38 ± 0.33	366.77 ± 2.86	0.9671
13D04147	14.0 % ✓	9.76 ± 0.06	315.12 ± 1.84	0.9347
13D04149	15.8 % ✓	18.31 ± 0.14	331.29 ± 2.25	0.9177
13D04150	18.0 % ✓	25.13 ± 0.21	347.09 ± 2.68	0.9157
13D04151	20.5 % ✓	27.67 ± 0.27	354.38 ± 3.10	0.9013
13D04153	23.0 % ✓	39.87 ± 0.58	378.42 ± 4.86	0.8582

Results	40(a)/36(a) ± 2σ	40(r)/39(k) ± 2σ	Age ± 2σ (Ma)	MSWD
Normal Isochron	297.66 ± 3.67	1.85415 ± 0.11881	5.96 ± 0.38	9.81
Error Chron	± 1.23%	± 6.41%	± 6.40%	0%
			Full External Error ± 0.40	
			Analytical Error ± 0.38	
Statistics	2σ Confidence Limit	2.00	Convergence	0.000008194207
	Error Magnification	3.1315	Number of Iterations	6
	Number of Data Points	10	Calculated Line	Weighted York-2

Inverse Isochron		39(k)/40(a+r) ± 2σ	36(a)/40(a+r) ± 2σ	r.i.
13D04127	1.6 %	0.0004612 ± 0.0000976	0.00340477 ± 0.00002035	0.0001
13D04129	2.0 %	0.0007293 ± 0.0000698	0.00338497 ± 0.00001931	0.0001
13D04130	2.4 %	0.0027285 ± 0.0002899	0.00346492 ± 0.00002495	0.0007
13D04131	2.8 %	0.0061156 ± 0.0001772	0.00346456 ± 0.00002290	0.0012
13D04133	3.2 %	0.0055683 ± 0.0001759	0.00345080 ± 0.00002227	0.0011
13D04134	3.6 %	0.0082663 ± 0.0001117	0.00340058 ± 0.00002121	0.0013
13D04135	4.0 %	0.0068609 ± 0.0001093	0.00338043 ± 0.00002023	0.0011
13D04137	4.5 %	0.0129523 ± 0.0000888	0.00335279 ± 0.00001980	0.0017
13D04138	5.2 %	0.0163092 ± 0.0000766	0.00330530 ± 0.00001946	0.0017
13D04139	6.1 %	0.0258424 ± 0.0000693	0.00323778 ± 0.00001894	0.0021
13D04141	7.3 % ✓	0.0334066 ± 0.0000633	0.00317142 ± 0.00001815	0.0018
13D04142	8.5 % ✓	0.0444191 ± 0.0000775	0.00307852 ± 0.00001849	0.0021
13D04143	9.7 % ✓	0.1371129 ± 0.0002440	0.00247360 ± 0.00002136	0.0093
13D04145	11.0 % ✓	0.1727938 ± 0.0003173	0.00230637 ± 0.00002235	0.0134
13D04146	12.4 % ✓	0.1101033 ± 0.0002256	0.00272649 ± 0.00002129	0.0106
13D04147	14.0 % ✓	0.0309820 ± 0.0000687	0.00317336 ± 0.00001850	0.0019
13D04149	15.8 % ✓	0.0552565 ± 0.0001621	0.00301854 ± 0.00002051	0.0064
13D04150	18.0 % ✓	0.0724062 ± 0.0002439	0.00288109 ± 0.00002223	0.0116
13D04151	20.5 % ✓	0.0780844 ± 0.0003262	0.00282187 ± 0.00002470	0.0149
13D04153	23.0 % ✓	0.1053464 ± 0.0007924	0.00264254 ± 0.00003396	0.0377

Results	40(a)/36(a) ± 2σ	40(r)/39(k) ± 2σ	Age ± 2σ (Ma)	MSWD
Inverse Isochron	297.66 ± 3.68	1.85781 ± 0.11877	5.97 ± 0.38	9.84
Error Chron	± 1.24%	± 6.39%	± 6.39%	0%
			Full External Error ± 0.40	
			Analytical Error ± 0.38	
Statistics	2σ Confidence Limit	2.00	Convergence	0.0014986847
	Error Magnification	3.1363	Number of Iterations	2
	Number of Data Points	10	Calculated Line	Weighted York-2
	Spreading Factor	26.3%		

Degassing Patterns		36Ar(a) [fA]	%1σ	36Ar(c) [fA]	%1σ	36Ar(ca) [fA]	%1σ	36Ar(cl) [fA]	%1σ	37Ar(ca) [fA]	%1σ	38Ar(a) [fA]	%1σ	38Ar(c) [fA]	%1σ	38Ar(k) [fA]	%1σ	38Ar(ca) [fA]	%1σ	38Ar(cl) [fA]	%1σ	39Ar(k) [fA]	%1σ	39Ar(ca) [fA]	%1σ	40Ar(r) [fA]	%1σ	40Ar(a) [fA]	%1σ	40Ar(c) [fA]	%1σ	40Ar(k) [fA]	%1σ
13D04127	1.6 %	2.520013	0.30	0.0000000	0.00	0.0013389	14.67	0.0000063	141.70	5.028	14.66	0.4709904	0.30	0.0000000	0.00	0.0041065	10.58	0.0003610	19.48	0.0274835	141.70	0.34133	10.58	0.0033967	14.72	4.52236	49.20	744.664	0.30	0.0000000	0.00	0.0013049	10.91
13D04129	2.0 %	3.372974	0.29	0.0000000	0.00	0.0038256	5.36	0.0000037	231.26	14.366	5.35	0.6304089	0.29	0.0000000	0.00	0.0087431	4.79	0.0010315	13.89	0.0161531	231.26	0.72672	4.79	0.0097055	5.51	0.25755	#####	996.714	0.29	0.0000000	0.00	0.0027782	5.48
13D04130	2.4 %	0.883931	0.36	0.0000000	0.00	0.0034716	5.56	0.0000000	0.00	13.037	5.55	0.1652067	0.36	0.0000000	0.00	0.0083744	5.31	0.0009360	13.97	0.0000000	0.00	0.69607	5.31	0.0088075	5.71	6.09317	15.43	261.202	0.36	0.0000000	0.00	0.0026611	5.94
13D04131	2.8 %	1.377204	0.33	0.0000000	0.00	0.0133206	1.59	0.0000055	161.38	50.021	1.59	0.2573994	0.33	0.0000000	0.00	0.0292478	1.46	0.0035915	12.92	0.0241574	161.39	2.43104	1.45	0.0337942	2.06	9.45219	14.23	406.964	0.33	0.0000000	0.00	0.0092939	3.03
13D04133	3.2 %	1.384505	0.32	0.0000000	0.00	0.0120140	1.71	0.0000135	64.53	45.114	1.70	0.2587639	0.32	0.0000000	0.00	0.0268784	1.59	0.0032392	12.93	0.0593797	64.53	2.23409	1.58	0.0304793	2.15	7.90807	16.69	409.121	0.32	0.0000000	0.00	0.0085409	3.09
13D04134	3.6 %	2.091549	0.31	0.0000000	0.00	0.0275605	0.85	0.0000000	0.00	103.494	0.83	0.3909105	0.31	0.0000000	0.00	0.0611683	0.69	0.0074309	12.85	0.0000000	0.00	5.08422	0.68	0.0699207	1.56	2.99547	64.34	618.053	0.31	0.0000000	0.00	0.0194370	2.74
13D04135	4.0 %	2.200105	0.30	0.0000000	0.00	0.0246288	0.96	0.0000048	183.34	92.485	0.95	0.4111997	0.30	0.0000000	0.00	0.0537221	0.81	0.0066404	12.86	0.0211135	183.34	4.46531	0.80	0.0624829	1.63	0.70428	276.21	650.131	0.30	0.0000000	0.00	0.0170709	2.78
13D04137	4.5 %	2.919491	0.29	0.0000000	0.00	0.0626020	0.58	0.0000000	0.00	235.081	0.56	0.5456529	0.29	0.0000000	0.00	0.1356910	0.38	0.0168788	12.83	0.0000000	0.00	11.27845	0.34	0.1588206	1.43	8.05514	31.62	862.710	0.29	0.0000000	0.00	0.0431175	2.68
13D04138	5.2 %	3.409241	0.29	0.0000000	0.00	0.0926255	0.51	0.0000000	0.00	347.824	0.49	0.6371871	0.29	0.0000000	0.00	0.2023863	0.28	0.0249738	12.83	0.0000000	0.00	16.82207	0.23	0.2349898	1.41	24.01724	12.35	1007.431	0.29	0.0000000	0.00	0.0643108	2.67
13D04139	6.1 %	4.073560	0.29	0.0000000	0.00	0.1797438	0.48	0.0000000	0.00	674.967	0.45	0.7613483	0.29	0.0000000	0.00	0.3911655	0.21	0.0484627	12.83	0.0000000	0.00	32.51313	0.13	0.4560079	1.40	54.39605	6.47	1203.737	0.29	0.0000000	0.00	0.1242977	2.66
13D04141	7.3 %	✓ 5.615617	0.29	0.0000000	0.00	0.3260781	0.47	0.0000000	0.00	1224.477	0.45	1.0495588	0.29	0.0000000	0.00	0.7116683	0.19	0.0879174	12.83	0.0000000	0.00	59.15288	0.09	0.8272563	1.39	111.28131	4.27	1659.415	0.29	0.0000000	0.00	0.2261415	2.66
13D04142	8.5 %	✓ 5.092854	0.30	0.0000000	0.00	0.4001717	0.47	0.0000106	87.76	1502.710	0.44	0.9518543	0.30	0.0000000	0.00	0.8840773	0.18	0.1078946	12.83	0.0462591	87.76	73.48328	0.09	1.0152310	1.39	149.37951	3.03	1504.938	0.30	0.0000000	0.00	0.2809266	2.66
13D04143	9.7 %	✓ 1.345461	0.43	0.0000000	0.00	0.3945686	0.47	0.0000000	0.00	1481.670	0.44	0.2514667	0.43	0.0000000	0.00	0.8972675	0.44	0.1063839	12.83	0.0000000	0.00	74.57963	0.09	1.0010160	1.39	146.34469	1.17	397.584	0.43	0.0000000	0.00	0.2851179	2.66
13D04145	11.0 %	✓ 0.915977	0.48	0.0000000	0.00	0.3671889	0.47	0.0000000	0.00	1378.854	0.44	0.1711961	0.48	0.0000000	0.00	0.8256296	0.18	0.0990017	12.83	0.0000000	0.00	68.62518	0.09	0.9315539	1.39	126.47966	1.04	270.671	0.48	0.0000000	0.00	0.2623541	2.66
13D04146	12.4 %	✓ 1.331284	0.39	0.0000000	0.00	0.2887401	0.47	0.0000000	0.00	1084.266	0.45	0.2488170	0.39	0.0000000	0.00	0.6467975	0.19	0.0778503	12.83	0.0000000	0.00	53.76091	0.10	0.7325303	1.39	94.88241	1.62	393.395	0.39	0.0000000	0.00	0.2055280	2.66
13D04147	14.0 %	✓ 4.557327	0.29	0.0000000	0.00	0.2368894	0.47	0.0000000	0.00	889.558	0.45	0.8517645	0.29	0.0000000	0.00	0.5353066	0.19	0.0638703	12.83	0.0000000	0.00	44.49394	0.11	0.6009855	1.39	89.42994	4.39	1346.690	0.29	0.0000000	0.00	0.1701003	2.66
13D04149	15.8 %	✓ 1.679940	0.34	0.0000000	0.00	0.1622715	0.48	0.0000000	0.00	609.356	0.46	0.3139809	0.34	0.0000000	0.00	0.3699833	0.22	0.0437518	12.83	0.0000000	0.00	30.75250	0.15	0.4116809	1.40	60.11811	2.81	496.422	0.34	0.0000000	0.00	0.1175668	2.66
13D04150	18.0 %	✓ 1.003444	0.38	0.0000000	0.00	0.1320840	0.49	0.0000000	0.00	495.997	0.47	0.1875438	0.38	0.0000000	0.00	0.3033990	0.23	0.0356126	12.83	0.0000000	0.00	25.21810	0.17	0.3350955	1.40	51.76876	2.21	296.518	0.38	0.0000000	0.00	0.0964088	2.67
13D04151	20.5 %	✓ 0.690852	0.44	0.0000000	0.00	0.1002175	0.51	0.0000000	0.00	376.333	0.49	0.1291203	0.44	0.0000000	0.00	0.2299931	0.26	0.0270207	12.83	0.0000000	0.00	19.11671	0.21	0.2542507	1.41	40.67427	2.20	204.147	0.44	0.0000000	0.00	0.0730832	2.67
13D04153	23.0 %	✓ 0.249392	0.64	0.0000000	0.00	0.0517925	0.61	0.0000037	253.07	194.489	0.59	0.0466113	0.64	0.0000000	0.00	0.1196139	0.40	0.0139643	12.83	0.0160026	253.07	9.94214	0.36	0.1313969	1.45	20.68042	2.31	73.695	0.64	0.0000000	0.00	0.0380088	2.68
Σ		46.714722	0.08	0.0000000	0.00	2.8811336	0.15	0.0000480	49.10	10819.127	0.14	8.7309815	0.08	0.0000000	0.00	6.4452196	0.06	0.7768133	3.98	0.2105488	49.10	535.71770	0.04	7.3094023	0.43	946.98296	1.17	13804.200	0.08	0.0000000	0.00	2.0480488	0.83
Σ								49.595904	0.08	10819.127	0.14									16.163563	0.67			543.02710	0.04							14753.231	0.11

Additional Parameters		40Ar/39Ar	1σ	37Ar/39Ar	1σ	36Ar/39Ar	1σ	Time (days)	37Ar (decay)	39Ar (decay)	40Ar (moles)
13D04127	1.6 %	2147.064528	224.953645	14.584766	2.628589	7.314154	0.766633	140.433	16.059606	1.00099227	3.553E-11
13D04129	2.0 %	1353.108219	63.898218	19.507507	1.392608	4.585417	0.216931	140.451	16.065114	1.00099239	4.783E-11
13D04130	2.4 %	361.922710	18.984400	18.494869	1.412882	1.258946	0.066187	140.459	16.067759	1.00099245	1.225E-11
13D04131	2.8 %	161.276955	2.304260	20.293849	0.433399	0.564148	0.008266	140.468	16.070624	1.00099252	1.908E-11
13D04133	3.2 %	177.173224	2.760383	19.921833	0.459773	0.616687	0.009806	140.485	16.075915	1.00099263	1.926E-11
13D04134	3.6 %	119.336360	0.795168	20.079815	0.214171	0.411147	0.003016	140.494	16.078782	1.00099270	2.952E-11
13D04135	4.0 %	143.746091	1.128389	20.426068	0.251629	0.491352	0.004120	140.502	16.081429	1.00099276	3.124E-11
13D04137	4.5 %	76.137748	0.257052	20.553932	0.133764	0.260735	0.001157	140.519	16.086945	1.00099288	4.180E-11
13D04138	5.2 %	60.474222	0.139515	20.391792	0.110056	0.205303	0.000754	140.528	16.089813	1.00099294	4.951E-11
13D04139	6.1 %	38.164699	0.049947	20.472700	0.096715	0.129009	0.000398	140.537	16.092462	1.00099300	6.040E-11
13D04141	7.3 %	✓ 29.525144	0.026995	20.414700	0.092937	0.099061	0.000282	140.554	16.097981	1.00099312	8.500E-11
13D04142	8.5 %	✓ 22.209823	0.018655	20.171011	0.091130	0.073734	0.000213	140.563	16.100631	1.00099318	7.942E-11
13D04143	9.7 %	✓ 7.200437	0.006183	19.603824	0.088529	0.023022	0.000075	140.572	16.103503	1.00099325	2.612E-11
13D04145	11.0 %	✓ 5.713511	0.005069	19.823445	0.089714	0.018448	0.000061	140.588	16.108805	1.00099337	1.908E-11
13D04146	12.4 %	✓ 8.964059	0.008907	19.897189	0.090975	0.029729	0.000096	140.597	16.111677	1.00099343	2.345E-11
13D04147	14.0 %	✓ 31.850374	0.034317	19.726348	0.091163	0.106314	0.000315	140.606	16.114330	1.00099349	6.894E-11
13D04149	15.8 %	✓ 17.862113	0.025642	19.553089	0.093835	0.059113	0.000200	140.623	16.119856	1.00099361	2.672E-11
13D04150	18.0 %	✓ 13.633636	0.022533	19.410363	0.096423	0.044438	0.000166	140.632	16.122731	1.00099367	1.672E-11
13D04151	20.5 %	✓ 12.642334	0.025964	19.427704	0.102645	0.040838	0.000174	140.640	16.125385	1.00099373	1.175E-11
13D04153	23.0 %	✓ 9.372445	0.034772	19.306939	0.133709	0.029899	0.000188	140.658	16.130916	1.00099386	4.532E-12

Procedure Blanks		36Ar ± 1σ (SE) [fA]	37Ar ± 1σ (SE) [fA]	38Ar ± 1σ (SE) [fA]	39Ar ± 1σ (SE) [fA]	40Ar ± 1σ (SE) [fA]
13D04127	1.6 %	0.0117111 ± 0.0003057	0.0281930 ± 0.0328788	0.0080516 ± 0.0268272	0.0196500 ± 0.0254068	3.0911574 ± 0.0822522
13D04129	2.0 %	0.0120261 ± 0.0003057	0.0121721 ± 0.0328788	0.0242493 ± 0.0268272	0.0149014 ± 0.0254068	3.0182751 ± 0.0822522
13D04130	2.4 %	0.0119972 ± 0.0003057	0.0221409 ± 0.0328788	0.0287506 ± 0.0268272	0.0138467 ± 0.0254068	2.9949802 ± 0.0822522
13D04131	2.8 %	0.0118751 ± 0.0003057	0.0275778 ± 0.0328788	0.0317708 ± 0.0268272	0.0133987 ± 0.0254068	2.9764551 ± 0.0822522
13D04133	3.2 %	0.0114970 ± 0.0003057	0.0265674 ± 0.0328788	0.0335356 ± 0.0268272	0.0140013 ± 0.0254068	2.9563021 ± 0.0822522
13D04134	3.6 %	0.0112548 ± 0.0003057	0.0218092 ± 0.0328788	0.0330386 ± 0.0268272	0.0148765 ± 0.0254068	2.9509256 ± 0.0822522
13D04135	4.0 %	0.0110315 ± 0.0003057	0.0157405 ± 0.0328788	0.0319948 ± 0.0268272	0.0159093 ± 0.0254068	2.9483373 ± 0.0822522
13D04137	4.5 %	0.0106243 ± 0.0003057	0.0004143 ± 0.0328788	0.0288308 ± 0.0268272	0.0184612 ± 0.0254068	2.9475597 ± 0.0822522
13D04138	5.2 %	0.0104672 ± 0.0003057	0.0078892 ± 0.0328788	0.0270025 ± 0.0268272	0.0198801 ± 0.0254068	2.9484885 ± 0.0822522
13D04139	6.1 %	0.0103651 ± 0.0003057	0.0152259 ± 0.0328788	0.0253601 ± 0.0268272	0.0211926 ± 0.0254068	2.9496566 ± 0.0822522
13D04141	7.3 %	0.0102990 ± 0.0003057	0.0283721 ± 0.0328788	0.0223609 ± 0.0268272	0.0238490 ± 0.0254068	2.9522114 ± 0.0822522
13D04142	8.5 %	0.0103378 ± 0.0003057	0.0333237 ± 0.0328788	0.0211795 ± 0.0268272	0.0250761 ± 0.0254068	2.9533749 ± 0.0822522
13D04143	9.7 %	0.0104269 ± 0.0003057	0.0375936 ± 0.0328788	0.0200725 ± 0.0268272	0.0263850 ± 0.0254068	2.9547028 ± 0.0822522
13D04145	11.0 %	0.0106924 ± 0.0003057	0.0426915 ± 0.0328788	0.0182718 ± 0.0268272	0.0288570 ± 0.0254068	2.9582932 ± 0.0822522
13D04146	12.4 %	0.0108687 ± 0.0003057	0.0442769 ± 0.0328788	0.0172161 ± 0.0268272	0.0303208 ± 0.0254068	2.9616841 ± 0.0822522
13D04147	14.0 %	0.0110338 ± 0.0003057	0.0453440 ± 0.0328788	0.0160095 ± 0.0268272	0.0318283 ± 0.0254068	2.9664073 ± 0.0822522
13D04149	15.8 %	0.0113125 ± 0.0003057	0.0479088 ± 0.0328788	0.0120108 ± 0.0268272	0.0357734 ± 0.0254068	2.9840256 ± 0.0822522
13D04150	18.0 %	0.0113766 ± 0.0003057	0.0504886 ± 0.0328788	0.0086384 ± 0.0268272	0.0384618 ± 0.0254068	2.9991867 ± 0.0822522
13D04151	20.5 %	0.0113542 ± 0.0003057	0.0544092 ± 0.0328788	0.0043829 ± 0.0268272	0.0414768 ± 0.0254068	3.0181339 ± 0.0822522
13D04153	23.0 %	0.0109402 ± 0.0003057	0.0702457 ± 0.0328788	0.0093058 ± 0.0268272	0.0499324 ± 0.0254068	3.0776136 ± 0.0822522

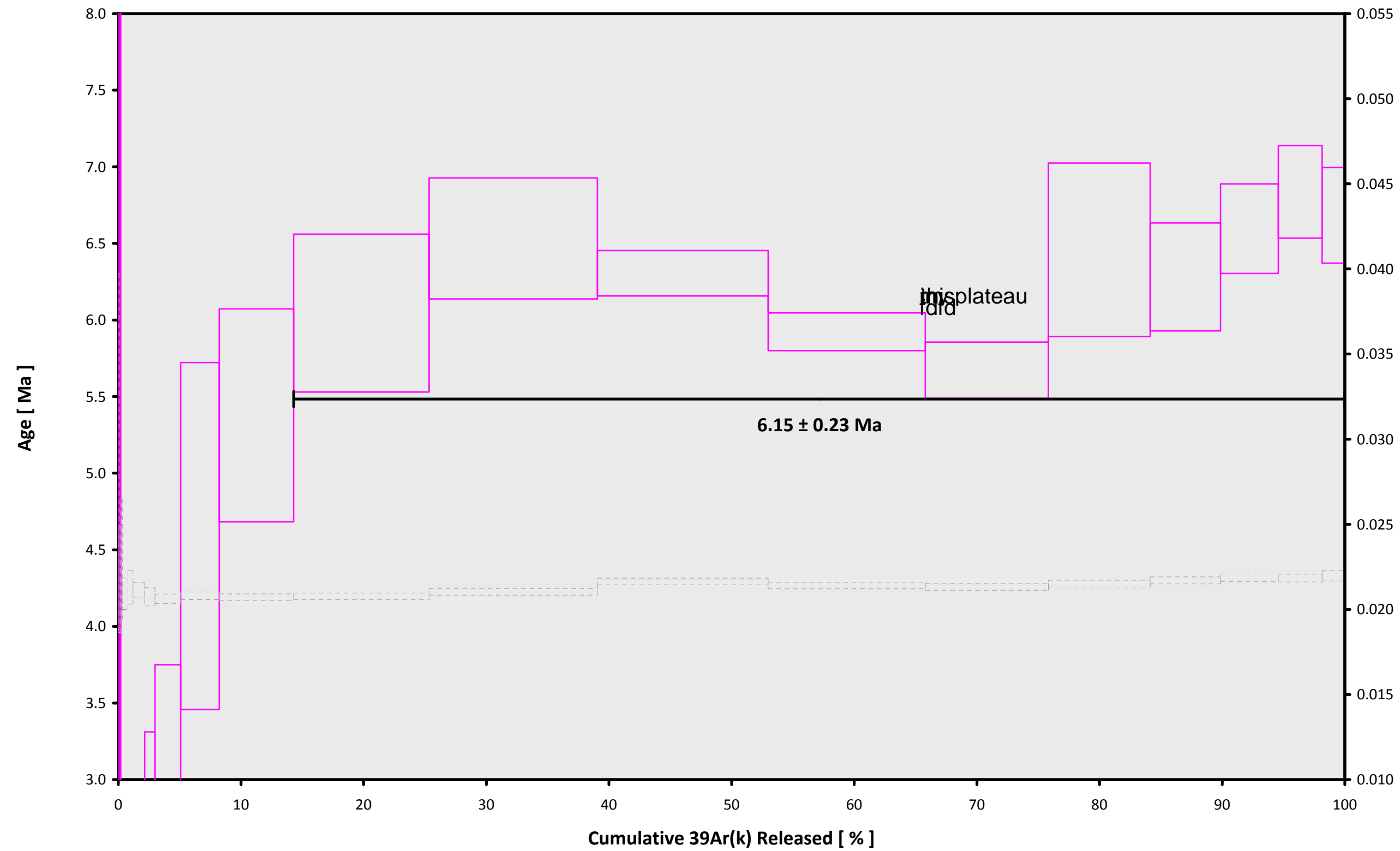
Intercept Values		36Ar ± 1σ (SE) [fA]	r2	Regression (type,n)	37Ar ± 1σ (SE) [fA]	r2	Regression (type,n)	38Ar ± 1σ (SE) [fA]	r2	Regression (type,n)	39Ar ± 1σ (SE) [fA]	r2	Regression (type,n)	40Ar ± 1σ (SE) [fA]	r2	Regression (type,n)
13D04127	1.6 %	2.4683515 ± 0.0037863	0.9578	EXP 150 of 150	0.335636 ± 0.030819	0.0016	EXP 150 of 150	0.4888602 ± 0.0275328	0.0390	EXP 150 of 150	0.361971 ± 0.025314	0.0172	EXP 150 of 150	744.880882 ± 0.071937	0.9998	EXP 150 of 150
13D04129	2.0 %	3.3021547 ± 0.0041509	0.9694	EXP 150 of 150	0.865989 ± 0.033383	0.0380	EXP 150 of 150	0.6242188 ± 0.0252659	0.0354	EXP 149 of 150	0.746191 ± 0.023385	0.0007	EXP 150 of 150	1001.694772 ± 0.070601	0.9999	EXP 150 of 150
13D04130	2.4 %	0.8766220 ± 0.0021262	0.8986	EXP 150 of 150	0.774640 ± 0.029410	0.0008	LIN 150 of 150	0.1266213 ± 0.0286670	0.0032	EXP 150 of 150	0.713811 ± 0.026501	0.0105	LIN 150 of 150	258.673715 ± 0.049637	0.9988	EXP 150 of 150
13D04131	2.8 %	1.3667133 ± 0.0027368	0.9283	EXP 150 of 150	3.029093 ± 0.033053	0.1621	EXP 150 of 150	0.2788561 ± 0.0276149	0.0163	EXP 150 of 150	2.461054 ± 0.023975	0.2115	EXP 150 of 150	401.381881 ± 0.049648	0.9996	EXP 150 of 150
13D04133	3.2 %	1.3721834 ± 0.0025830	0.9325	EXP 150 of 150	2.729369 ± 0.031208	0.2303	EXP 150 of 150	0.3105505 ± 0.0266794	0.0199	EXP 150 of 150	2.262791 ± 0.024079	0.2898	EXP 150 of 150	405.070716 ± 0.048610	0.9996	EXP 150 of 150
13D04134	3.6 %	2.0759716 ± 0.0035231	0.9469	EXP 150 of 150	6.299287 ± 0.030282	0.5364	EXP 150 of 150	0.4047354 ± 0.0242941	0.0026	EXP 150 of 150	5.133098 ± 0.022508	0.6497	EXP 150 of 150	619.396303 ± 0.058385	0.9998	EXP 150 of 150
13D04135	4.0 %	2.1786662 ± 0.0032146	0.9607	EXP 150 of 150	5.632016 ± 0.034300	0.4986	EXP 149 of 150	0.4547744 ± 0.0272034	0.0177	EXP 150 of 150	4.512145 ± 0.024327	0.5735	EXP 150 of 150	655.249075 ± 0.062800	0.9998	EXP 150 of 150
13D04137	4.5 %	2.9161740 ± 0.0039108	0.9687	EXP 150 of 150	14.350284 ± 0.036109	0.8310	EXP 150 of 150	0.6284204 ± 0.0287974	0.0012	EXP 150 of 150	11.376016 ± 0.027787	0.8805	EXP 150 of 150	875.693233 ± 0.080526	0.9998	EXP 150 of 150
13D04138	5.2 %	3.4224482 ± 0.0044198	0.9709	EXP 150 of 150	21.237292 ± 0.030213	0.9378	EXP 150 of 150	0.8006292 ± 0.0269791	0.0048	EXP 149 of 150	16.958051 ± 0.027673	0.9444	EXP 150 of 150	1036.755964 ± 0.077636	0.9999	EXP 150 of 150
13D04139	6.1 %	4.1544957 ± 0.0047134	0.9762	EXP 150 of 150	41.205013 ± 0.031353	0.9821	EXP 150 of 150	1.0783383 ± 0.0308183	0.0029	EXP 150 of 150	32.760541 ± 0.027610	0.9841	EXP 150 of 150	1264.006769 ± 0.078290	0.9999	EXP 150 of 150
13D04141	7.3 %	5.7994837 ± 0.0049885	0.9862	EXP 150 of 150	74.726269 ± 0.040928	0.9910	EXP 150 of 150	1.7415813 ± 0.0289372	0.0902	EXP 150 of 150	59.585927 ± 0.030242	0.9942	EXP 150 of 150	1777.815079 ± 0.093687	0.9999	EXP 150 of 150
13D04142	8.5 %	5.3623795 ± 0.0056757	0.9800	EXP 150 of 150	91.689486 ± 0.038967	0.9945	EXP 150 of 150	1.9450475 ± 0.0261736	0.2695	EXP 150 of 150	74.004327 ± 0.032319	0.9958	EXP 150 of 150	1661.233845 ± 0.090426	0.9999	EXP 150 of 150
13D04143	9.7 %	1.7057942 ± 0.0031552	0.9378	EXP 150 of 150	90.394296 ± 0.035633	0.9952	EXP 150 of 150	1.1256791 ± 0.0288167	0.0342	EXP 150 of 150	75.080229 ± 0.033221	0.9957	EXP 150 of 150	548.379353 ± 0.061594	0.9997	EXP 150 of 150
13D04145	11.0 %	1.2609220 ± 0.0023612	0.9284	LIN 150 of 150	84.101716 ± 0.036925	0.9940	EXP 150 of 150	0.9861182 ± 0.0268111	0.0130	EXP 150 of 150	69.100771 ± 0.031006	0.9955	EXP 150 of 150	401.255780 ± 0.051174	0.9995	EXP 150 of 150
13D04146	12.4 %	1.5893107 ± 0.0027430	0.9418	EXP 150 of 150	66.132571 ± 0.036407	0.9907	EXP 150 of 150	0.8859144 ± 0.0299435	0.0179	EXP 150 of 150	54.143930 ± 0.031243	0.9927	EXP 150 of 150	492.531112 ± 0.057784	0.9996	EXP 150 of 150
13D04147	14.0 %	4.6821936 ± 0.0049273	0.9794	EXP 150 of 150	54.256849 ± 0.035284	0.9865	EXP 150 of 150	1.3888608 ± 0.0266262	0.0371	EXP 150 of 150	44.812429 ± 0.029753	0.9900	EXP 150 of 150	1442.452727 ± 0.078774	0.9999	EXP 150 of 150
13D04149	15.8 %	1.8062388 ± 0.0030379	0.9471	EXP 150 of 150	37.170578 ± 0.033246	0.9756	EXP 150 of 150	0.6115298 ± 0.0268900	0.0006	EXP 150 of 150	30.982722 ± 0.030376	0.9794	EXP 150 of 150	560.880755 ± 0.056699	0.9997	EXP 150 of 150
13D04150	18.0 %	1.1177584 ± 0.0023885	0.9164	EXP 150 of 150	30.261803 ± 0.035989	0.9593	EXP 150 of 150	0.5057551 ± 0.0291569	0.0182	EXP 150 of 150	25.413540 ± 0.028515	0.9725	EXP 150 of 150	352.157402 ± 0.048960	0.9995	EXP 150 of 150
13D04151	20.5 %	0.7821188 ± 0.0021009	0.8574	EXP 150 of 150	22.973207 ± 0.035177	0.9320	EXP 150 of 150	0.3061662 ± 0.0251455	0.0021	EXP 150 of 150	19.277409 ± 0.026833	0.9602	EXP 150 of 150	248.457212 ± 0.037840	0.9993	EXP 150 of 150
13D04153	23.0 %	0.3043973 ± 0.0012790	0.6932	EXP 150 of 150	11.910630 ± 0.033433	0.8029	EXP 150 of 150	0.2031459 ± 0.0296248	0.0403	EXP 150 of 150	10.053252 ± 0.024529	0.8802	EXP 150 of 150	97.701401 ± 0.037103	0.9905	EXP 150 of 150

Project Info		Analyst	Irradiation	X-pos	Y-pos	Z/H-pos	Project	Experiment	Nmb
13D04127	1.6 %	Susan Schnur	13-OSU-05			6.72	Walvis Ridge\MV1203 (13-INT-04)	13D04126	01
13D04129	2.0 %	Susan Schnur	13-OSU-05			6.72	Walvis Ridge\MV1203 (13-INT-04)	13D04126	01
13D04130	2.4 %	Susan Schnur	13-OSU-05			6.72	Walvis Ridge\MV1203 (13-INT-04)	13D04126	01
13D04131	2.8 %	Susan Schnur	13-OSU-05			6.72	Walvis Ridge\MV1203 (13-INT-04)	13D04126	01
13D04133	3.2 %	Susan Schnur	13-OSU-05			6.72	Walvis Ridge\MV1203 (13-INT-04)	13D04126	01
13D04134	3.6 %	Susan Schnur	13-OSU-05			6.72	Walvis Ridge\MV1203 (13-INT-04)	13D04126	01
13D04135	4.0 %	Susan Schnur	13-OSU-05			6.72	Walvis Ridge\MV1203 (13-INT-04)	13D04126	01
13D04137	4.5 %	Susan Schnur	13-OSU-05			6.72	Walvis Ridge\MV1203 (13-INT-04)	13D04126	01
13D04138	5.2 %	Susan Schnur	13-OSU-05			6.72	Walvis Ridge\MV1203 (13-INT-04)	13D04126	01
13D04139	6.1 %	Susan Schnur	13-OSU-05			6.72	Walvis Ridge\MV1203 (13-INT-04)	13D04126	01
13D04141	7.3 %	Susan Schnur	13-OSU-05			6.72	Walvis Ridge\MV1203 (13-INT-04)	13D04126	01
13D04142	8.5 %	Susan Schnur	13-OSU-05			6.72	Walvis Ridge\MV1203 (13-INT-04)	13D04126	01
13D04143	9.7 %	Susan Schnur	13-OSU-05			6.72	Walvis Ridge\MV1203 (13-INT-04)	13D04126	01
13D04145	11.0 %	Susan Schnur	13-OSU-05			6.72	Walvis Ridge\MV1203 (13-INT-04)	13D04126	01
13D04146	12.4 %	Susan Schnur	13-OSU-05			6.72	Walvis Ridge\MV1203 (13-INT-04)	13D04126	01
13D04147	14.0 %	Susan Schnur	13-OSU-05			6.72	Walvis Ridge\MV1203 (13-INT-04)	13D04126	01
13D04149	15.8 %	Susan Schnur	13-OSU-05			6.72	Walvis Ridge\MV1203 (13-INT-04)	13D04126	01
13D04150	18.0 %	Susan Schnur	13-OSU-05			6.72	Walvis Ridge\MV1203 (13-INT-04)	13D04126	01
13D04151	20.5 %	Susan Schnur	13-OSU-05			6.72	Walvis Ridge\MV1203 (13-INT-04)	13D04126	01
13D04153	23.0 %	Susan Schnur	13-OSU-05			6.72	Walvis Ridge\MV1203 (13-INT-04)	13D04126	01

Sample Parameters	Sample	Material	Location	Standard Name	Standard (in Ma)	%1σ	Standard Reference	Standard 40Ar/39Ar	%1σ	J	%1σ	Air 40Ar/36Ar	%1σ	MDF (lin)	%1σ	Volume Ratio	Sensitivity (mol/volt)	Day	Month	Year	Hour	Min	Resist	
13D04127	1.6 %	MV1203-D44-07 (212-300)	Plagioclase	Blue Seamount	FCT-NM	28.201	0.082	Kuiper et al (2008)	8.82975	0.131	0.00178005	0.131	302.751	0.094	0.99400467	0.063	1	4.8E-14	9	NOV	2013	8	0	1
13D04129	2.0 %	MV1203-D44-07 (212-300)	Plagioclase	Blue Seamount	FCT-NM	28.201	0.082	Kuiper et al (2008)	8.82975	0.131	0.00178005	0.131	302.751	0.094	0.99400467	0.063	1	4.8E-14	9	NOV	2013	8	25	1
13D04130	2.4 %	MV1203-D44-07 (212-300)	Plagioclase	Blue Seamount	FCT-NM	28.201	0.082	Kuiper et al (2008)	8.82975	0.131	0.00178005	0.131	302.751	0.094	0.99400467	0.063	1	4.8E-14	9	NOV	2013	8	37	1
13D04131	2.8 %	MV1203-D44-07 (212-300)	Plagioclase	Blue Seamount	FCT-NM	28.201	0.082	Kuiper et al (2008)	8.82975	0.131	0.00178005	0.131	302.751	0.094	0.99400467	0.063	1	4.8E-14	9	NOV	2013	8	50	1
13D04133	3.2 %	MV1203-D44-07 (212-300)	Plagioclase	Blue Seamount	FCT-NM	28.201	0.082	Kuiper et al (2008)	8.82975	0.131	0.00178005	0.131	302.751	0.094	0.99400467	0.063	1	4.8E-14	9	NOV	2013	9	14	1
13D04134	3.6 %	MV1203-D44-07 (212-300)	Plagioclase	Blue Seamount	FCT-NM	28.201	0.082	Kuiper et al (2008)	8.82975	0.131	0.00178005	0.131	302.751	0.094	0.99400467	0.063	1	4.8E-14	9	NOV	2013	9	27	1
13D04135	4.0 %	MV1203-D44-07 (212-300)	Plagioclase	Blue Seamount	FCT-NM	28.201	0.082	Kuiper et al (2008)	8.82975	0.131	0.00178005	0.131	302.751	0.094	0.99400467	0.063	1	4.8E-14	9	NOV	2013	9	39	1
13D04137	4.5 %	MV1203-D44-07 (212-300)	Plagioclase	Blue Seamount	FCT-NM	28.201	0.082	Kuiper et al (2008)	8.82975	0.131	0.00178005	0.131	302.751	0.094	0.99400467	0.063	1	4.8E-14	9	NOV	2013	10	4	1
13D04138	5.2 %	MV1203-D44-07 (212-300)	Plagioclase	Blue Seamount	FCT-NM	28.201	0.082	Kuiper et al (2008)	8.82975	0.131	0.00178005	0.131	302.751	0.094	0.99400467	0.063	1	4.8E-14	9	NOV	2013	10	17	1
13D04139	6.1 %	MV1203-D44-07 (212-300)	Plagioclase	Blue Seamount	FCT-NM	28.201	0.082	Kuiper et al (2008)	8.82975	0.131	0.00178005	0.131	302.751	0.094	0.99400467	0.063	1	4.8E-14	9	NOV	2013	10	29	1
13D04141	7.3 %	MV1203-D44-07 (212-300)	Plagioclase	Blue Seamount	FCT-NM	28.201	0.082	Kuiper et al (2008)	8.82975	0.131	0.00178005	0.131	302.751	0.094	0.99400467	0.063	1	4.8E-14	9	NOV	2013	10	54	1
13D04142	8.5 %	MV1203-D44-07 (212-300)	Plagioclase	Blue Seamount	FCT-NM	28.201	0.082	Kuiper et al (2008)	8.82975	0.131	0.00178005	0.131	302.751	0.094	0.99400467	0.063	1	4.8E-14	9	NOV	2013	11	6	1
13D04143	9.7 %	MV1203-D44-07 (212-300)	Plagioclase	Blue Seamount	FCT-NM	28.201	0.082	Kuiper et al (2008)	8.82975	0.131	0.00178005	0.131	302.751	0.094	0.99400467	0.063	1	4.8E-14	9	NOV	2013	11	19	1
13D04145	11.0 %	MV1203-D44-07 (212-300)	Plagioclase	Blue Seamount	FCT-NM	28.201	0.082	Kuiper et al (2008)	8.82975	0.131	0.00178005	0.131	302.751	0.094	0.99400467	0.063	1	4.8E-14	9	NOV	2013	11	43	1
13D04146	12.4 %	MV1203-D44-07 (212-300)	Plagioclase	Blue Seamount	FCT-NM	28.201	0.082	Kuiper et al (2008)	8.82975	0.131	0.00178005	0.131	302.751	0.094	0.99400467	0.063	1	4.8E-14	9	NOV	2013	11	56	1
13D04147	14.0 %	MV1203-D44-07 (212-300)	Plagioclase	Blue Seamount	FCT-NM	28.201	0.082	Kuiper et al (2008)	8.82975	0.131	0.00178005	0.131	302.751	0.094	0.99400467	0.063	1	4.8E-14	9	NOV	2013	12	8	1
13D04149	15.8 %	MV1203-D44-07 (212-300)	Plagioclase	Blue Seamount	FCT-NM	28.201	0.082	Kuiper et al (2008)	8.82975	0.131	0.00178005	0.131	302.751	0.094	0.99400467	0.063	1	4.8E-14	9	NOV	2013	12	33	1
13D04150	18.0 %	MV1203-D44-07 (212-300)	Plagioclase	Blue Seamount	FCT-NM	28.201	0.082	Kuiper et al (2008)	8.82975	0.131	0.00178005	0.131	302.751	0.094	0.99400467	0.063	1	4.8E-14	9	NOV	2013	12	46	1
13D04151	20.5 %	MV1203-D44-07 (212-300)	Plagioclase	Blue Seamount	FCT-NM	28.201	0.082	Kuiper et al (2008)	8.82975	0.131	0.00178005	0.131	302.751	0.094	0.99400467	0.063	1	4.8E-14	9	NOV	2013	12	58	1
13D04153	23.0 %	MV1203-D44-07 (212-300)	Plagioclase	Blue Seamount	FCT-NM	28.201	0.082	Kuiper et al (2008)	8.82975	0.131	0.00178005	0.131	302.751	0.094	0.99400467	0.063	1	4.8E-14	9	NOV	2013	13	23	1

Irradiation Constants		40/36(a)	%1σ	40/36(c)	%1σ	38/36(a)	%1σ	38/36(c)	%1σ	39/37(ca)	%1σ	38/37(ca)	%1σ	36/37(ca)	%1σ	40/39(k)	%1σ	38/39(k)	%1σ	36/38(cl)	%1σ	K/Ca	%1σ	K/Cl	%1σ	Ca/Cl	%1σ
13D04127	1.6 %	295.5	0	0.018	35	0.1869	0	1.493	3	0.0006756	1.32	0.0000718	12.82	0.0002663	0.15	0.003823	2.66	0.012031	0.16	0	0	0.43	0	0	0	0	0
13D04129	2.0 %	295.5	0	0.018	35	0.1869	0	1.493	3	0.0006756	1.32	0.0000718	12.82	0.0002663	0.15	0.003823	2.66	0.012031	0.16	0	0	0.43	0	0	0	0	0
13D04130	2.4 %	295.5	0	0.018	35	0.1869	0	1.493	3	0.0006756	1.32	0.0000718	12.82	0.0002663	0.15	0.003823	2.66	0.012031	0.16	0	0	0.43	0	0	0	0	0
13D04131	2.8 %	295.5	0	0.018	35	0.1869	0	1.493	3	0.0006756	1.32	0.0000718	12.82	0.0002663	0.15	0.003823	2.66	0.012031	0.16	0	0	0.43	0	0	0	0	0
13D04133	3.2 %	295.5	0	0.018	35	0.1869	0	1.493	3	0.0006756	1.32	0.0000718	12.82	0.0002663	0.15	0.003823	2.66	0.012031	0.16	0	0	0.43	0	0	0	0	0
13D04134	3.6 %	295.5	0	0.018	35	0.1869	0	1.493	3	0.0006756	1.32	0.0000718	12.82	0.0002663	0.15	0.003823	2.66	0.012031	0.16	0	0	0.43	0	0	0	0	0
13D04135	4.0 %	295.5	0	0.018	35	0.1869	0	1.493	3	0.0006756	1.32	0.0000718	12.82	0.0002663	0.15	0.003823	2.66	0.012031	0.16	0	0	0.43	0	0	0	0	0
13D04137	4.5 %	295.5	0	0.018	35	0.1869	0	1.493	3	0.0006756	1.32	0.0000718	12.82	0.0002663	0.15	0.003823	2.66	0.012031	0.16	0	0	0.43	0	0	0	0	0
13D04138	5.2 %	295.5	0	0.018	35	0.1869	0	1.493	3	0.0006756	1.32	0.0000718	12.82	0.0002663	0.15	0.003823	2.66	0.012031	0.16	0	0	0.43	0	0	0	0	0
13D04139	6.1 %	295.5	0	0.018	35	0.1869	0	1.493	3	0.0006756	1.32	0.0000718	12.82	0.0002663	0.15	0.003823	2.66	0.012031	0.16	0	0	0.43	0	0	0	0	0
13D04141	7.3 %	295.5	0	0.018	35	0.1869	0	1.493	3	0.0006756	1.32	0.0000718	12.82	0.0002663	0.15	0.003823	2.66	0.012031	0.16	0	0	0.43	0	0	0	0	0
13D04142	8.5 %	295.5	0	0.018	35	0.1869	0	1.493	3	0.0006756	1.32	0.0000718	12.82	0.0002663	0.15	0.003823	2.66	0.012031	0.16	0	0	0.43	0	0	0	0	0
13D04143	9.7 %	295.5	0	0.018	35	0.1869	0	1.493	3	0.0006756	1.32	0.0000718	12.82	0.0002663	0.15	0.003823	2.66	0.012031	0.16	0	0	0.43	0	0	0	0	0
13D04145	11.0 %	295.5	0	0.018	35	0.1869	0	1.493	3	0.0006756	1.32	0.0000718	12.82	0.0002663	0.15	0.003823	2.66	0.012031	0.16	0	0	0.43	0	0	0	0	0
13D04146	12.4 %	295.5	0	0.018	35	0.1869	0	1.493	3	0.0006756	1.32	0.0000718	12.82	0.0002663	0.15	0.003823	2.66	0.012031	0.16	0	0	0.43	0	0	0	0	0
13D04147	14.0 %	295.5	0	0.018	35	0.1869	0	1.493	3	0.0006756	1.32	0.0000718	12.82	0.0002663	0.15	0.003823	2.66	0.012031	0.16	0	0	0.43	0	0	0	0	0
13D04149	15.8 %	295.5	0	0.018	35	0.1869	0	1.493	3	0.0006756	1.32	0.0000718	12.82	0.0002663	0.15	0.003823	2.66	0.012031	0.16	0	0	0.43	0	0	0	0	0
13D04150	18.0 %	295.5	0	0.018	35	0.1869	0	1.493	3	0.0006756	1.32	0.0000718	12.82	0.0002663	0.15	0.003823	2.66	0.012031	0.16	0	0	0.43	0	0	0	0	0
13D04151	20.5 %	295.5	0	0.018	35	0.1869	0	1.493	3	0.0006756	1.32	0.0000718	12.82	0.0002663	0.15	0.003823	2.66	0.012031	0.16	0	0	0.43	0	0	0	0	0
13D04153	23.0 %	295.5	0	0.018	35	0.1869	0	1.493	3	0.0006756	1.32	0.0000718	12.82	0.0002663	0.15	0.003823	2.66	0.012031	0.16	0	0	0.43	0	0	0	0	0

13D04126.AGE >>> MV1203-D44-07 (212-300) >>> WALVIS RIDGE | MV1203 (13-INT-04) PROJECT



Ar-Ages in Ma

WEIGHTED PLATEAU
6.15 ± 0.23

TOTAL FUSION
5.68 ± 0.13

NORMAL ISOCHRON
5.96 ± 0.38

INVERSE ISOCHRON
5.97 ± 0.38

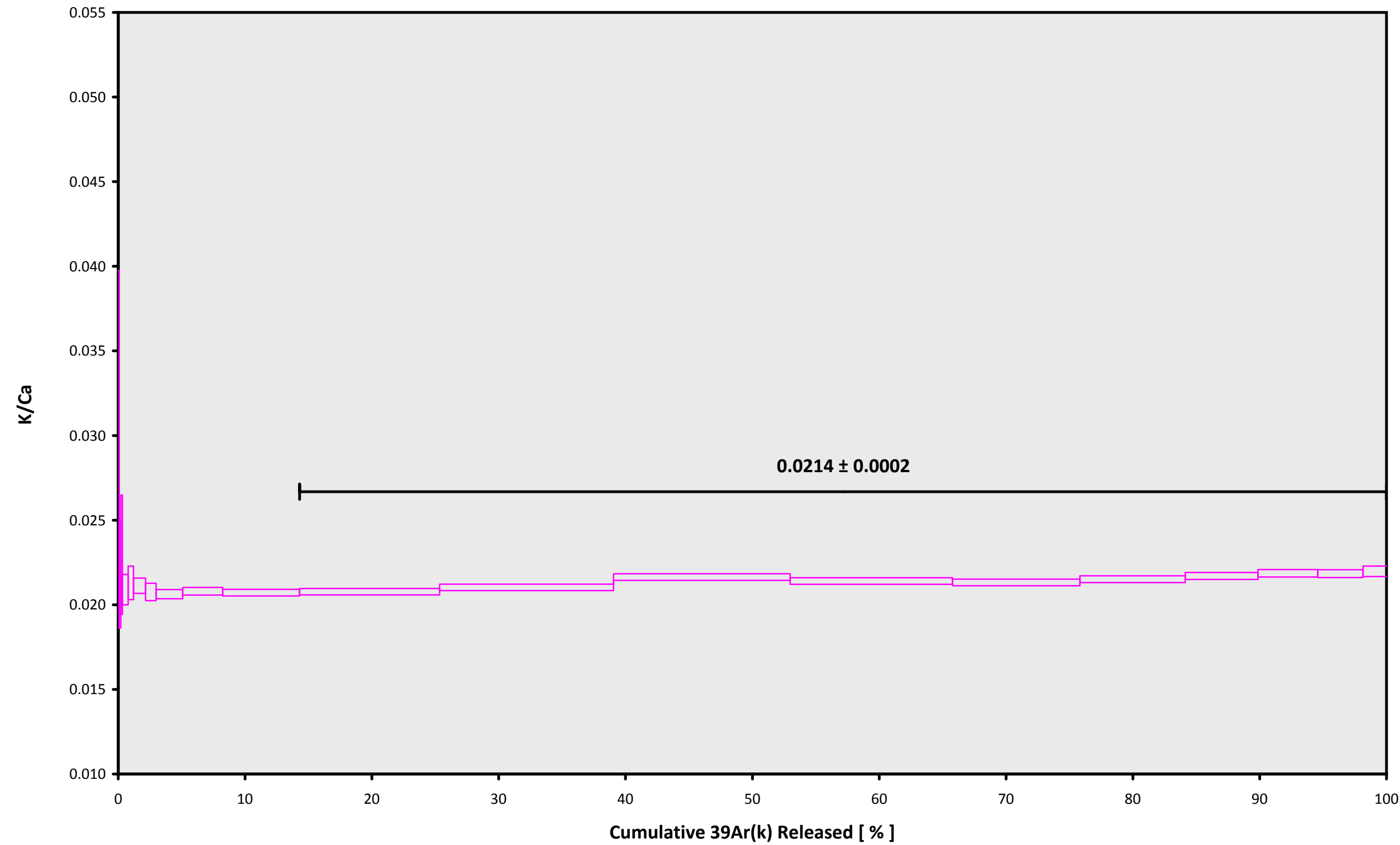
MSWD (PROBABILITY)
10.27 (0%)

Sample Info

Plagioclase
Blue Seamount
Susan Schnur

IRR = 13-OSU-05
J = 0.00178005 ± 0.00000233

13D04126.AGE >>> MV1203-D44-07 (212-300) >>> WALVIS RIDGE | MV1203 (13-INT-04) PROJECT



Ar-Ages in Ma

WEIGHTED PLATEAU

6.15 ± 0.23

TOTAL FUSION

5.68 ± 0.13

NORMAL ISOCHRON

5.96 ± 0.38

INVERSE ISOCHRON

5.97 ± 0.38

Sample Info

Plagioclase

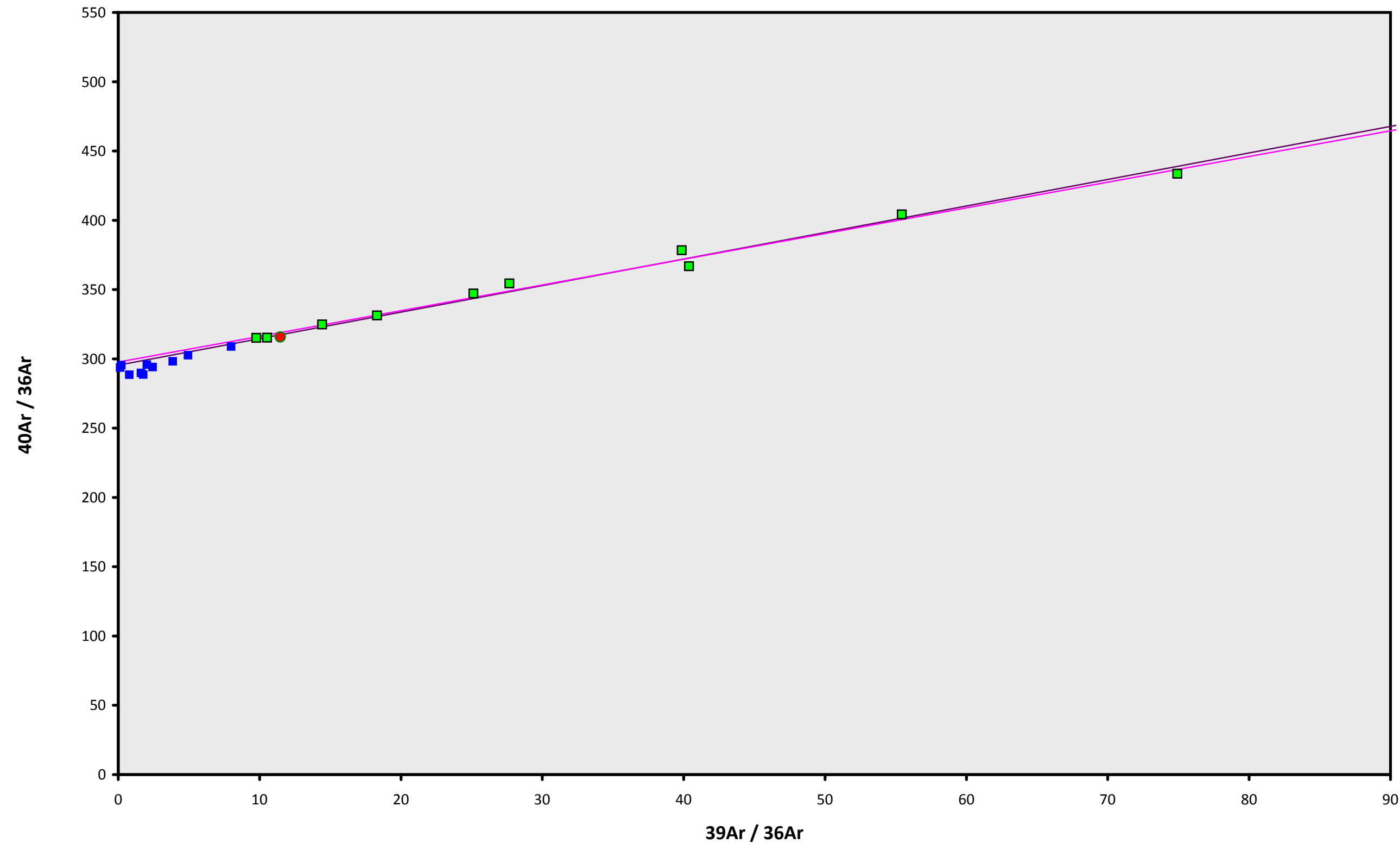
Blue Seamount

Susan Schnur

IRR = 13-OSU-05

J = 0.00178005 ± 0.00000233

13D04126.AGE >>> MV1203-D44-07 (212-300) >>> WALVIS RIDGE | MV1203 (13-INT-04) PROJECT



Ar-Ages in Ma

WEIGHTED PLATEAU

6.15 ± 0.23

TOTAL FUSION

5.68 ± 0.13

NORMAL ISOCHRON

5.96 ± 0.38

INVERSE ISOCHRON

5.97 ± 0.38

MSWD (PROBABILITY)

9.81 (0%)

40AR/36AR INTERCEPT

297.7 ± 3.7

Sample Info

Plagioclase

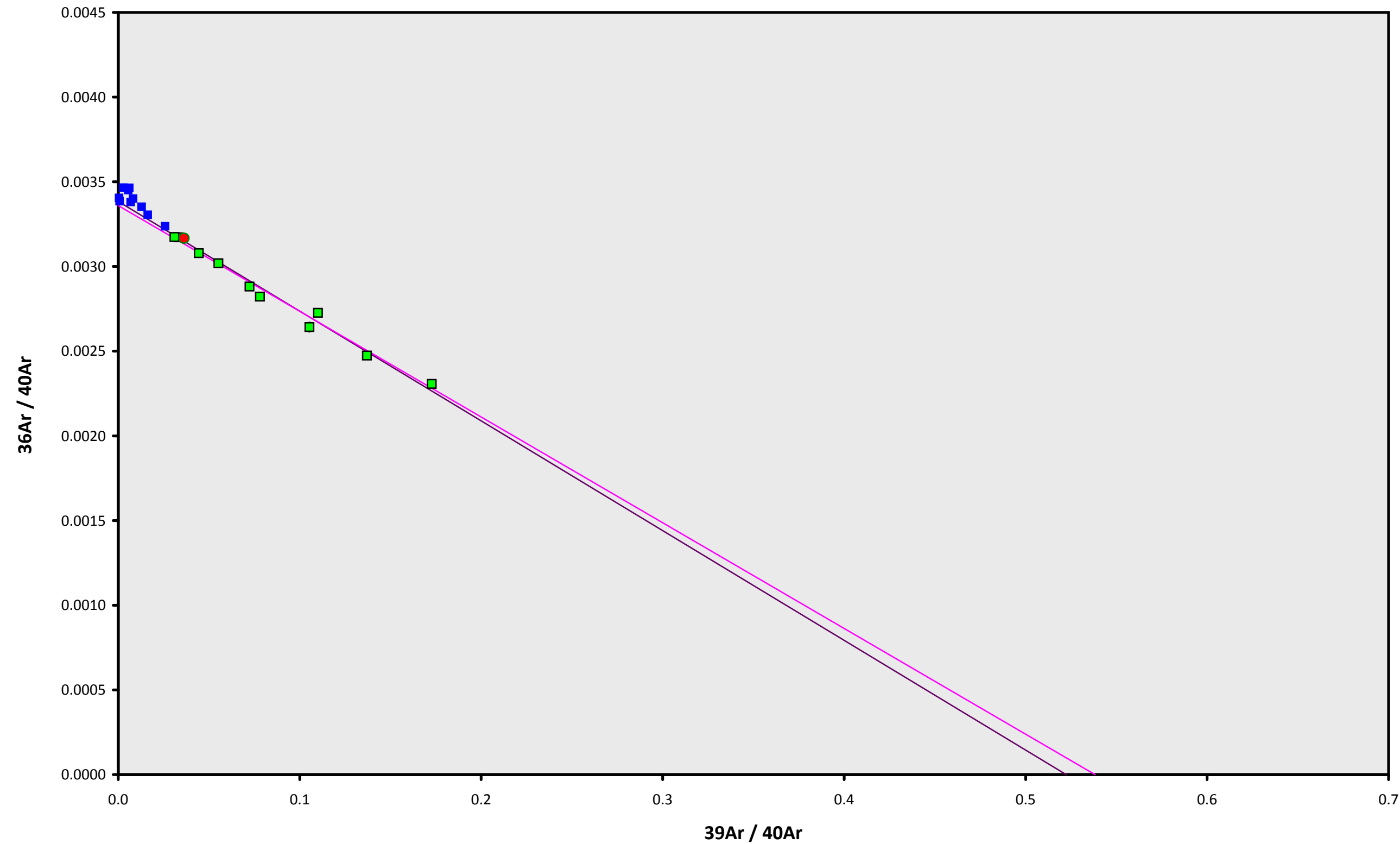
Blue Seamount

Susan Schnur

IRR = 13-OSU-05

J = 0.00178005 ± 0.00000233

13D04126.AGE >>> MV1203-D44-07 (212-300) >>> WALVIS RIDGE | MV1203 (13-INT-04) PROJECT



Ar-Ages in Ma

WEIGHTED PLATEAU

6.15 ± 0.23

TOTAL FUSION

5.68 ± 0.13

NORMAL ISOCHRON

5.96 ± 0.38

INVERSE ISOCHRON

5.97 ± 0.38

MSWD (PROBABILITY)

9.84 (0%)

SPREADING FACTOR

26.3%

40AR/36AR INTERCEPT

297.7 ± 3.7

Sample Info

Plagioclase

Blue Seamount

Susan Schnur

IRR = 13-OSU-05

$J = 0.00178005 \pm 0.00000233$