

Relative Abundances		36Ar [fA]	%1σ	37Ar [fA]	%1σ	38Ar [fA]	%1σ	39Ar [fA]	%1σ	40Ar [fA]	%1σ	40(r)/39(k) ± 2σ	Age ± 2σ (Ma)	40Ar(r) (%)	39Ar(k) (%)	K/Ca ± 2σ
13D04155	1.6 %	0.0040311	12.174	6.45041	15.579	0.400490	13.911	32.4739	0.140	135.938	0.063	4.16177 ± 0.01633	13.24 ± 0.05	99.41	0.70	2.16 ± 0.67
13D04157	2.0 %	0.0140696	4.125	18.37137	5.433	1.258746	4.423	103.8364	0.075	433.863	0.021	4.14889 ± 0.00742	13.20 ± 0.02	99.28	2.24	2.43 ± 0.26
13D04158	2.4 %	✓ 0.0293859	2.258	55.33906	1.921	3.894207	1.484	331.4886	0.065	1382.458	0.008	4.15404 ± 0.00557	13.22 ± 0.02	99.60	7.14	2.58 ± 0.10
13D04159	2.8 %	✓ 0.0200894	2.997	36.96579	2.728	2.684851	2.055	228.5237	0.066	953.472	0.012	4.15569 ± 0.00581	13.22 ± 0.02	99.59	4.92	2.66 ± 0.15
13D04161	3.2 %	✓ 0.0131028	4.593	32.28984	3.198	2.390666	2.281	201.4284	0.067	839.887	0.012	4.15967 ± 0.00595	13.23 ± 0.02	99.75	4.34	2.68 ± 0.17
13D04162	3.6 %	✓ 0.0331545	2.103	60.70532	1.718	4.709254	1.168	391.4169	0.064	1633.309	0.007	4.15660 ± 0.00549	13.22 ± 0.02	99.60	8.43	2.77 ± 0.10
13D04163	4.0 %	✓ 0.0135513	4.227	35.17834	2.877	2.786244	2.012	235.6450	0.066	982.162	0.012	4.15932 ± 0.00577	13.23 ± 0.02	99.78	5.08	2.88 ± 0.17
13D04165	4.5 %	✓ 0.0232943	2.732	54.78901	1.943	4.602403	1.222	380.3677	0.064	1585.815	0.008	4.15899 ± 0.00549	13.23 ± 0.02	99.75	8.19	2.98 ± 0.12
13D04166	5.2 %	✓ 0.0310376	2.144	71.23236	1.489	5.963388	0.939	501.7233	0.064	2092.915	0.007	4.16092 ± 0.00540	13.24 ± 0.02	99.74	10.81	3.03 ± 0.09
13D04167	6.1 %	✓ 0.0400497	2.140	82.44519	1.289	7.426197	0.767	624.2112	0.063	2604.148	0.006	4.15989 ± 0.00537	13.23 ± 0.02	99.70	13.45	3.26 ± 0.08
13D04169	7.3 %	✓ 0.0423761	1.799	68.10344	1.571	6.695409	0.855	553.8585	0.064	2316.033	0.006	4.16523 ± 0.00541	13.25 ± 0.02	99.60	11.93	3.50 ± 0.11
13D04170	8.5 %	✓ 0.0305617	2.083	49.04534	2.088	5.179359	1.110	433.0535	0.064	1809.857	0.007	4.16385 ± 0.00544	13.25 ± 0.02	99.62	9.33	3.80 ± 0.16
13D04171	9.7 %	✓ 0.0111690	5.123	18.74520	5.386	1.896692	2.900	161.9093	0.069	676.713	0.015	4.16481 ± 0.00635	13.25 ± 0.02	99.64	3.49	3.71 ± 0.40
13D04173	11.2 %	0.0061663	8.155	10.16226	9.893	0.826998	6.780	77.5921	0.084	325.634	0.029	4.18012 ± 0.00859	13.30 ± 0.03	99.59	1.67	3.28 ± 0.65
13D04174	13.5 %	0.0068514	7.775	14.60843	7.002	1.112539	4.924	94.7690	0.075	397.696	0.023	4.18386 ± 0.00758	13.31 ± 0.02	99.69	2.04	2.79 ± 0.39
13D04175	16.5 %	0.0065837	7.854	18.30367	5.550	1.315705	4.208	114.5502	0.073	480.473	0.020	4.18665 ± 0.00705	13.32 ± 0.02	99.80	2.47	2.69 ± 0.30
13D04177	20.0 %	0.0122579	4.526	26.11912	3.813	2.064340	2.710	175.1263	0.067	735.175	0.013	4.18562 ± 0.00610	13.32 ± 0.02	99.70	3.77	2.88 ± 0.22
Σ		0.3377323	0.759	658.85416	0.644	55.207488	0.418	4641.9739	0.019	19385.549	0.002					

Information on Analysis and Constants Used in Calculations

Project = **MV1203 (13-INT-04)**
 Sample = **MV1203-D43A-01**
 Material = **K Feldspar**
 Location = **Crawford Guyot**
 Region = **Walvis Ridge**
 Analyst = **Susan Schnur**
 Irradiation = **13-OSU-05**
 Position = X: | Y: | Z/H: **13.75 mm**
 FCT-NM Age = **28.201 ± 0.023 Ma**
 FCT-NM Reference = **Kuiper et al (2008)**
 FCT-NM 40Ar/39Ar Ratio = **8.90119 ± 0.01157**
 FCT-NM J-value = **0.00176576 ± 0.00000230**
 Air Shot 40Ar/36Ar = **302.7520 ± 0.2846**
 Air Shot MDF = **0.99400386 ± 0.00062294 (LIN)**
 Experiment Type = **Incremental Heating**
 Extraction Method = **Bulk Laser Heating**
 Heating = **60 sec**
 Isolation = **5.52 min**
 Instrument = **ARGUS-VI-D**
 Preferred Age = **Plateau Age**
 Age Classification = **Eruption Age**
 IGSN = **IESS10009**
 Rock Class = **Igneous>Volcanic>Mafic**
 Lithology = **Trachyte**
 Lat-Lon = **38°46.3'S - 10°41.4'W**

Age Equations = **Min et al. (2000)**
 Negative Intensities = **Allowed**
 Collector Calibrations = **40Ar 36Ar**
 Decay 40K = **5.530 ± 0.048 E-10 1/a**
 Decay 39Ar = **2.940 ± 0.016 E-07 1/h**
 Decay 37Ar = **8.230 ± 0.012 E-04 1/h**
 Decay 36Cl = **2.257 ± 0.015 E-06 1/a**
 Decay 40K(εC,β*) = **0.580 ± 0.009 E-10 1/a**
 Decay 40K(β⁻) = **4.950 ± 0.043 E-10 1/a**
 Atmospheric 40/36(a) = **295.50**
 Atmospheric 38/36(a) = **0.1869**
 Production 39/37(ca) = **0.0006756 ± 0.0000089**
 Production 38/37(ca) = **0.0000718 ± 0.0000092**
 Production 36/37(ca) = **0.0002663 ± 0.0000004**
 Production 40/39(k) = **0.003823 ± 0.000102**
 Production 38/39(k) = **0.012031 ± 0.000019**
 Production 36/38(cl) = **262.80 ± 1.71**
 Scaling Ratio K/Ca = **0.430**
 Abundance Ratio 40K/K = **1.1700 ± 0.0100 E-04**
 Atomic Weight K = **39.0983 ± 0.0001 g**

Results	40(a)/36(a) ± 2σ	40(r)/39(k) ± 2σ	Age ± 2σ (Ma)	MSWD	39Ar(k) (%n)	K/Ca ± 2σ
Age Plateau		4.15988 ± 0.00219 ± 0.05%	13.23 ± 0.03 ± 0.26%	1.66 8%	87.11 11	3.02 ± 0.21
			Full External Error ± 0.30 Analytical Error ± 0.01	1.89 1.2899	2σ Confidence Limit Error Magnification	
Total Fusion Age		4.16239 ± 0.00160 ± 0.04%	13.24 ± 0.03 ± 0.26%		17	3.03 ± 0.04
			Full External Error ± 0.30 Analytical Error ± 0.01			
Normal Isochron	303.39 ± 228.72 ± 75.39%	4.15939 ± 0.00806 ± 0.19%	13.23 ± 0.04 ± 0.32%	1.83 6%	87.11 11	
			Full External Error ± 0.30 Analytical Error ± 0.03	1.94 1.3540	2σ Confidence Limit Error Magnification	
				1 0.0000000310	Number of Iterations Convergence	
Inverse Isochron	294.87 ± 154.50 ± 52.40%	4.15991 ± 0.00810 ± 0.19%	13.23 ± 0.04 ± 0.32%	1.85 5%	87.11 11	
Clustered Points			Full External Error ± 0.30 Analytical Error ± 0.03	1.94 1.3597	2σ Confidence Limit Error Magnification	
Notes				5 0.0002391654	Number of Iterations Convergence	
Good plateau				0%	Spreading Factor	

Incremental Heating		36Ar(a) [fA]	37Ar(ca) [fA]	38Ar(cl) [fA]	39Ar(k) [fA]	40Ar(r) [fA]	Age ± 2σ (Ma)	40Ar(r) (%)	39Ar(k) (%)	K/Ca ± 2σ
13D04155	1.6 %	0.0023113	6.45041	0.0089544	32.4695	135.131	13.24 ± 0.05	99.41	0.70	2.16 ± 0.67
13D04157	2.0 %	0.0091758	18.37137	0.0066056	103.8240	430.755	13.20 ± 0.02	99.28	2.24	2.43 ± 0.26
13D04158	2.4 %	✓ 0.0146491	55.33906	0.0000000	331.4512	1376.862	13.22 ± 0.02	99.60	7.14	2.58 ± 0.10
13D04159	2.8 %	✓ 0.0102455	36.96579	0.0000000	228.4987	949.571	13.22 ± 0.02	99.59	4.92	2.66 ± 0.15
13D04161	3.2 %	✓ 0.0045040	32.28984	0.0000000	201.4066	837.786	13.23 ± 0.02	99.75	4.34	2.68 ± 0.17
13D04162	3.6 %	✓ 0.0169887	60.70532	0.0000000	391.3758	1626.793	13.22 ± 0.02	99.60	8.43	2.77 ± 0.10
13D04163	4.0 %	✓ 0.0041833	35.17834	0.0000000	235.6213	980.025	13.23 ± 0.02	99.78	5.08	2.88 ± 0.17
13D04165	4.5 %	✓ 0.0086991	54.78901	0.0210845	380.3307	1581.790	13.23 ± 0.02	99.75	8.19	2.98 ± 0.12
13D04166	5.2 %	✓ 0.0120684	71.23236	0.0000000	501.6752	2087.431	13.24 ± 0.02	99.74	10.81	3.03 ± 0.09
13D04167	6.1 %	✓ 0.0180945	82.44519	0.0000000	624.1555	2596.415	13.23 ± 0.02	99.70	13.45	3.26 ± 0.08
13D04169	7.3 %	✓ 0.0242349	68.10344	0.0230716	553.8125	2306.755	13.25 ± 0.02	99.60	11.93	3.50 ± 0.11
13D04170	8.5 %	✓ 0.0175009	49.04534	0.0000000	433.0203	1803.030	13.25 ± 0.02	99.62	9.33	3.80 ± 0.16
13D04171	9.7 %	✓ 0.0061771	18.74520	0.0000000	161.8966	674.269	13.25 ± 0.02	99.64	3.49	3.71 ± 0.40
13D04173	11.2 %	0.0034601	10.16226	0.0000000	77.5853	324.315	13.30 ± 0.03	99.59	1.67	3.28 ± 0.65
13D04174	13.5 %	0.0029611	14.60843	0.0000000	94.7591	396.459	13.31 ± 0.02	99.69	2.04	2.79 ± 0.39
13D04175	16.5 %	0.0017095	18.30367	0.0000000	114.5378	479.530	13.32 ± 0.02	99.80	2.47	2.69 ± 0.30
13D04177	20.0 %	0.0053024	26.11912	0.0000000	175.1087	732.939	13.32 ± 0.02	99.70	3.77	2.88 ± 0.22
Σ		0.1622658	658.85416	0.0597161	4641.5288	19319.855				

Information on Analysis

Project = **MV1203 (13-INT-04)**
 Sample = **MV1203-D43A-01**
 Material = **K Feldspar**
 Location = **Crawford Guyot**
 Region = **Walvis Ridge**
 Analyst = **Susan Schnur**
 Irradiation = **13-OSU-05**
 J = **0.00176576 ± 0.00000230**
 FCT-NM = **28.201 ± 0.023 Ma**

Results	40(r)/39(k) ± 2σ	Age ± 2σ (Ma)	MSWD	39Ar(k) (%,n)	K/Ca ± 2σ
Age Plateau	4.15988 ± 0.00219 ± 0.05%	13.23 ± 0.03 ± 0.26%	1.66 8%	87.11 11	3.02 ± 0.21
		Full External Error ± 0.30 Analytical Error ± 0.01	1.89 1.2899	2σ Confidence Limit Error Magnification	
Total Fusion Age	4.16239 ± 0.00160 ± 0.04%	13.24 ± 0.03 ± 0.26%		17	3.03 ± 0.04
		Full External Error ± 0.30 Analytical Error ± 0.01			

Normal Isochron		39(k)/36(a) ± 2σ	40(a+r)/36(a) ± 2σ	r.i.
13D04155	1.6 %	14048.16 ± 6797.00	58760.77 ± 28430.16	1.0000
13D04157	2.0 %	11315.00 ± 1574.82	47240.24 ± 6574.52	0.9999
13D04158	2.4 % ✓	22626.01 ± 2229.41	94284.91 ± 9289.40	0.9999
13D04159	2.8 % ✓	22302.44 ± 2871.16	92977.64 ± 11969.10	0.9999
13D04161	3.2 % ✓	44717.01 ± 13140.04	186303.70 ± 54744.56	1.0000
13D04162	3.6 % ✓	23037.45 ± 2037.15	96052.95 ± 8492.88	0.9999
13D04163	4.0 % ✓	56323.88 ± 17050.76	234564.78 ± 71008.46	1.0000
13D04165	4.5 % ✓	43720.58 ± 7007.98	182128.81 ± 29192.56	1.0000
13D04166	5.2 % ✓	41569.16 ± 4983.66	173261.50 ± 20770.90	0.9999
13D04167	6.1 % ✓	34494.18 ± 3443.35	143787.33 ± 14352.28	0.9999
13D04169	7.3 % ✓	22851.84 ± 1535.82	95478.59 ± 6415.75	0.9998
13D04170	8.5 % ✓	24742.76 ± 1958.96	103320.52 ± 8179.15	0.9999
13D04171	9.7 % ✓	26209.14 ± 5365.54	109451.60 ± 22406.45	1.0000
13D04173	11.2 %	22422.91 ± 7384.08	94025.85 ± 30963.25	1.0000
13D04174	13.5 %	32000.90 ± 12931.86	134182.91 ± 54224.21	1.0000
13D04175	16.5 %	67002.10 ± 45751.90	280809.79 ± 191748.52	1.0000
13D04177	20.0 %	33024.60 ± 7661.75	138524.02 ± 32137.24	1.0000

Results	40(a)/36(a) ± 2σ	40(r)/39(k) ± 2σ	Age ± 2σ (Ma)	MSWD
Normal Isochron	303.39 ± 228.72 ± 75.39%	4.15939 ± 0.00806 ± 0.19%	13.23 ± 0.04 ± 0.32% Full External Error ± 0.30 Analytical Error ± 0.03	1.83 6%
Statistics	2σ Confidence Limit Error Magnification Number of Data Points	1.94 1.3540 11	Convergence Number of Iterations Calculated Line	0.00000031049 1 Weighted York-2

Inverse Isochron		39(k)/40(a+r) ± 2σ	36(a)/40(a+r) ± 2σ	r.i.
13D04155	1.6 %	0.2390738 ± 0.0007333	0.00001702 ± 0.00000823	0.0011
13D04157	2.0 %	0.2395205 ± 0.0003732	0.00002117 ± 0.00000295	0.0008
13D04158	2.4 % ✓	0.2399749 ± 0.0003130	0.00001061 ± 0.00000104	0.0002
13D04159	2.8 % ✓	0.2398689 ± 0.0003204	0.00001076 ± 0.00000138	0.0003
13D04161	3.2 % ✓	0.2400221 ± 0.0003247	0.00000537 ± 0.00000158	0.0002
13D04162	3.6 % ✓	0.2398411 ± 0.0003099	0.00001041 ± 0.00000092	0.0002
13D04163	4.0 % ✓	0.2401208 ± 0.0003200	0.00000426 ± 0.00000129	0.0001
13D04165	4.5 % ✓	0.2400531 ± 0.0003105	0.00000549 ± 0.00000088	0.0001
13D04166	5.2 % ✓	0.2399215 ± 0.0003074	0.00000577 ± 0.00000069	0.0001
13D04167	6.1 % ✓	0.2398972 ± 0.0003057	0.00000695 ± 0.00000069	0.0001
13D04169	7.3 % ✓	0.2393399 ± 0.0003069	0.00001047 ± 0.00000070	0.0002
13D04170	8.5 % ✓	0.2394757 ± 0.0003083	0.00000968 ± 0.00000077	0.0002
13D04171	9.7 % ✓	0.2394587 ± 0.0003401	0.00000914 ± 0.00000187	0.0003
13D04173	11.2 %	0.2384760 ± 0.0004230	0.00001064 ± 0.00000350	0.0006
13D04174	13.5 %	0.2384871 ± 0.0003762	0.00000745 ± 0.00000301	0.0003
13D04175	16.5 %	0.2386031 ± 0.0003634	0.00000356 ± 0.00000243	0.0002
13D04177	20.0 %	0.2384034 ± 0.0003267	0.00000722 ± 0.00000167	0.0002

Results	40(a)/36(a) ± 2σ	40(r)/39(k) ± 2σ	Age ± 2σ (Ma)	MSWD
Inverse Isochron	294.87 ± 154.50	4.15991 ± 0.00810	13.23 ± 0.04	1.85
Clustered Points	± 52.40%	± 0.19%	± 0.32%	5%
			Full External Error ± 0.30	
			Analytical Error ± 0.03	
Statistics	2σ Confidence Limit	1.94	Convergence	0.0002391654
	Error Magnification	1.3597	Number of Iterations	5
	Number of Data Points	11	Calculated Line	Weighted York-2
	Spreading Factor	0.3%		

Degassing Patterns		36Ar(a) [fA]	%1σ	36Ar(c) [fA]	%1σ	36Ar(ca) [fA]	%1σ	36Ar(cl) [fA]	%1σ	37Ar(ca) [fA]	%1σ	38Ar(a) [fA]	%1σ	38Ar(c) [fA]	%1σ	38Ar(k) [fA]	%1σ	38Ar(ca) [fA]	%1σ	38Ar(cl) [fA]	%1σ	39Ar(k) [fA]	%1σ	39Ar(ca) [fA]	%1σ	40Ar(r) [fA]	%1σ	40Ar(a) [fA]	%1σ	40Ar(c) [fA]	%1σ	40Ar(k) [fA]	%1σ	
13D04155	1.6 %	0.0023113	24.19	0.0000000	0.00	0.0017177	15.58	0.0000020	622.29	6.45041	15.58	0.0004320	24.19	0.0000000	0.00	0.390641	0.21	0.0004631	20.18	0.0089544	622.29	32.4695	0.14	0.0043579	15.63	135.131	0.14	0.682989	24.19	0.0000000	0.00	0.124131	2.66	
13D04157	2.0 %	0.0091758	6.96	0.0000000	0.00	0.0048923	5.44	0.0000015	843.45	18.37137	5.43	0.0017150	6.96	0.0000000	0.00	1.249106	0.18	0.0013191	13.92	0.0066056	843.45	103.8240	0.07	0.0124117	5.59	430.755	0.05	2.711443	6.96	0.0000000	0.00	0.396919	2.66	
13D04158	2.4 %	✓ 0.0146491	4.93	0.0000000	0.00	0.0147368	1.93	0.0000000	0.00	55.33906	1.92	0.0027379	4.93	0.0000000	0.00	3.987690	0.17	0.0039733	12.96	0.0000000	0.00	331.4512	0.06	0.0373871	2.33	1376.862	0.02	4.328815	4.93	0.0000000	0.00	1.267138	2.66	
13D04159	2.8 %	✓ 0.0102455	6.44	0.0000000	0.00	0.0098440	2.73	0.0000000	0.00	36.96579	2.73	0.0019149	6.44	0.0000000	0.00	2.749068	0.17	0.0026541	13.11	0.0000000	0.00	228.4987	0.07	0.0249741	3.03	949.571	0.02	3.027532	6.44	0.0000000	0.00	0.873551	2.66	
13D04161	3.2 %	✓ 0.0045040	14.69	0.0000000	0.00	0.0085988	3.20	0.0000000	0.00	32.28984	3.20	0.0008418	14.69	0.0000000	0.00	2.423123	0.17	0.0023184	13.21	0.0000000	0.00	201.4066	0.07	0.0218150	3.46	837.786	0.03	1.330940	14.69	0.0000000	0.00	0.769978	2.66	
13D04162	3.6 %	✓ 0.0169887	4.42	0.0000000	0.00	0.0161658	1.72	0.0000000	0.00	60.70532	1.72	0.0031752	4.42	0.0000000	0.00	4.708643	0.17	0.0043586	12.93	0.0000000	0.00	391.3758	0.06	0.0410125	2.17	1626.793	0.02	5.020155	4.42	0.0000000	0.00	1.496230	2.66	
13D04163	4.0 %	✓ 0.0041833	15.14	0.0000000	0.00	0.0093680	2.88	0.0000000	0.00	35.17834	2.88	0.0007819	15.14	0.0000000	0.00	2.834760	0.17	0.0025258	13.14	0.0000000	0.00	235.6213	0.07	0.0237665	3.17	980.025	0.02	1.236173	15.14	0.0000000	0.00	0.900780	2.66	
13D04165	4.5 %	✓ 0.0086991	8.01	0.0000000	0.00	0.0145903	1.95	0.0000048	269.49	54.78901	1.94	0.0016259	8.01	0.0000000	0.00	4.575758	0.17	0.0039339	12.97	0.0210845	269.49	380.3307	0.06	0.0370155	2.35	1581.790	0.02	2.570591	8.01	0.0000000	0.00	1.454004	2.66	
13D04166	5.2 %	✓ 0.0120684	5.99	0.0000000	0.00	0.0189692	1.50	0.0000000	0.00	71.23236	1.49	0.0022556	5.99	0.0000000	0.00	6.035654	0.17	0.0051145	12.91	0.0000000	0.00	501.6752	0.06	0.0481246	1.99	2087.431	0.01	3.566226	5.99	0.0000000	0.00	1.917904	2.66	
13D04167	6.1 %	✓ 0.0180945	4.99	0.0000000	0.00	0.0219552	1.30	0.0000000	0.00	82.44519	1.29	0.0033819	4.99	0.0000000	0.00	7.509215	0.17	0.0059196	12.88	0.0000000	0.00	624.1555	0.06	0.0557000	1.84	2596.415	0.01	5.346929	4.99	0.0000000	0.00	2.386146	2.66	
13D04169	7.3 %	✓ 0.0242349	3.36	0.0000000	0.00	0.0181359	1.58	0.0000053	253.21	68.10344	1.57	0.0045295	3.36	0.0000000	0.00	6.662918	0.17	0.0048898	12.92	0.0230716	253.21	553.8125	0.06	0.0460107	2.05	2306.755	0.01	7.161419	3.36	0.0000000	0.00	2.117225	2.66	
13D04170	8.5 %	✓ 0.0175009	3.96	0.0000000	0.00	0.0130608	2.09	0.0000000	0.00	49.04534	2.09	0.0032709	3.96	0.0000000	0.00	5.209668	0.17	0.0035215	12.99	0.0000000	0.00	433.0203	0.06	0.0331350	2.47	1803.030	0.01	5.171514	3.96	0.0000000	0.00	1.655437	2.66	
13D04171	9.7 %	✓ 0.0061771	10.24	0.0000000	0.00	0.0049918	5.39	0.0000000	0.00	18.74520	5.39	0.0011545	10.24	0.0000000	0.00	1.947778	0.17	0.0013459	13.91	0.0000000	0.00	161.8966	0.07	0.0126643	5.55	674.269	0.03	1.825334	10.24	0.0000000	0.00	0.618931	2.66	
13D04173	11.2 %	0.0034601	16.47	0.0000000	0.00	0.0027062	9.89	0.0000000	0.00	10.16226	9.89	0.0006467	16.47	0.0000000	0.00	0.933428	0.18	0.0007297	16.19	0.0000000	0.00	77.5853	0.08	0.0068656	9.98	324.315	0.06	1.022456	16.47	0.0000000	0.00	0.296608	2.66	
13D04174	13.5 %	0.0029611	20.21	0.0000000	0.00	0.0038902	7.00	0.0000000	0.00	14.60843	7.00	0.0005534	20.21	0.0000000	0.00	1.140047	0.18	0.0010489	14.61	0.0000000	0.00	94.7591	0.08	0.0098695	7.12	396.459	0.05	0.875016	20.21	0.0000000	0.00	0.362264	2.66	
13D04175	16.5 %	0.0017095	34.14	0.0000000	0.00	0.0048743	5.55	0.0000000	0.00	18.30367	5.55	0.0003195	34.14	0.0000000	0.00	1.378004	0.18	0.0013142	13.97	0.0000000	0.00	114.5378	0.07	0.0123660	5.71	479.530	0.04	0.505147	34.14	0.0000000	0.00	0.437878	2.66	
13D04177	20.0 %	0.0053024	11.60	0.0000000	0.00	0.0069555	3.82	0.0000000	0.00	26.11912	3.81	0.0009910	11.60	0.0000000	0.00	2.106733	0.17	0.0018754	13.38	0.0000000	0.00	175.1087	0.07	0.0176461	4.04	732.939	0.03	1.566851	11.60	0.0000000	0.00	0.669441	2.66	
		Σ	0.1622658	1.73	0.0000000	0.00	0.1754529	0.65	0.0000136	189.80	658.85416	0.64	0.0303275	1.73	0.0000000	0.00	55.842233	0.05	0.0473057	3.66	0.0597161	189.83	4641.5288	0.02	0.4451219	0.74	19319.855	0.00	47.949533	1.73	0.0000000	0.00	17.744565	0.77
		Σ						0.3377323	0.89	658.85416	0.64							55.979582	0.21					4641.9739	0.02							19385.549	0.01	

Additional Parameters		40Ar/39Ar	1σ	37Ar/39Ar	1σ	36Ar/39Ar	1σ	Time (days)	37Ar (decay)	39Ar (decay)	40Ar (moles)
13D04155	1.6 %	4.186070	0.006416	0.198634	0.030947	0.000124	0.000015	140.675	16.136448	1.00099398	6.525E-12
13D04157	2.0 %	4.178332	0.003253	0.176926	0.009613	0.000135	0.000006	140.692	16.141983	1.00099410	2.083E-11
13D04158	2.4 %	✓ 4.170455	0.002717	0.166941	0.003208	0.000089	0.000002	140.701	16.144640	1.00099416	6.636E-11
13D04159	2.8 %	✓ 4.172312	0.002785	0.161759	0.004414	0.000088	0.000003	140.709	16.147298	1.00099422	4.577E-11
13D04161	3.2 %	✓ 4.169654	0.002818	0.160304	0.005128	0.000065	0.000003	140.726	16.152836	1.00099434	4.031E-11
13D04162	3.6 %	✓ 4.172812	0.002693	0.155091	0.002666	0.000085	0.000002	140.735	16.155716	1.00099441	7.840E-11
13D04163	4.0 %	✓ 4.167973	0.002775	0.149285	0.004297	0.000058	0.000002	140.744	16.158376	1.00099446	4.714E-11
13D04165	4.5 %	✓ 4.169163	0.002694	0.144042	0.002800	0.000061	0.000002	140.761	16.163918	1.00099459	7.612E-11
13D04166	5.2 %	✓ 4.171453	0.002670	0.141975	0.002116	0.000062	0.000001	140.769	16.166578	1.00099465	1.005E-10
13D04167	6.1 %	✓ 4.171902	0.002656	0.132079	0.001704	0.000064	0.000001	140.778	16.169461	1.00099471	1.250E-10
13D04169	7.3 %	✓ 4.181634	0.002678	0.122962	0.001933	0.000077	0.000001	140.796	16.175007	1.00099483	1.112E-10
13D04170	8.5 %	✓ 4.179291	0.002688	0.113255	0.002366	0.000071	0.000001	140.804	16.177670	1.00099489	8.687E-11
13D04171	9.7 %	✓ 4.179581	0.002966	0.115776	0.006236	0.000069	0.000004	140.813	16.180333	1.00099495	3.248E-11
13D04173	11.2 %	4.196745	0.003720	0.130970	0.012957	0.000079	0.000006	140.830	16.185882	1.00099507	1.563E-11
13D04174	13.5 %	4.196484	0.003307	0.154148	0.010793	0.000072	0.000006	140.839	16.188769	1.00099514	1.909E-11
13D04175	16.5 %	4.194430	0.003192	0.159787	0.008869	0.000057	0.000005	140.847	16.191434	1.00099519	2.306E-11
13D04177	20.0 %	4.197971	0.002874	0.149144	0.005688	0.000070	0.000003	140.865	16.196987	1.00099532	3.529E-11

Procedure Blanks		36Ar ± 1σ (SE) [fA]	37Ar ± 1σ (SE) [fA]	38Ar ± 1σ (SE) [fA]	39Ar ± 1σ (SE) [fA]	40Ar ± 1σ (SE) [fA]
13D04155	1.6 %	0.0108187 ± 0.0003086	0.0306593 ± 0.0522550	0.0107104 ± 0.0472111	0.0512629 ± 0.0255405	2.9951234 ± 0.0772182
13D04157	2.0 %	0.0108989 ± 0.0003086	0.0082988 ± 0.0522550	0.0053103 ± 0.0472111	0.0539099 ± 0.0255405	2.8625637 ± 0.0772182
13D04158	2.4 %	0.0108650 ± 0.0003086	0.0049872 ± 0.0522550	0.0088485 ± 0.0472111	0.0542083 ± 0.0255405	2.8366415 ± 0.0772182
13D04159	2.8 %	0.0108010 ± 0.0003086	0.0052905 ± 0.0522550	0.0105239 ± 0.0472111	0.0541515 ± 0.0255405	2.8278932 ± 0.0772182
13D04161	3.2 %	0.0106171 ± 0.0003086	0.0141171 ± 0.0522550	0.0102662 ± 0.0472111	0.0535829 ± 0.0255405	2.8451126 ± 0.0772182
13D04162	3.6 %	0.0105154 ± 0.0003086	0.0214201 ± 0.0522550	0.0091507 ± 0.0472111	0.0533346 ± 0.0255405	2.8639346 ± 0.0772182
13D04163	4.0 %	0.0104284 ± 0.0003086	0.0289198 ± 0.0522550	0.0080244 ± 0.0472111	0.0532553 ± 0.0255405	2.8828192 ± 0.0772182
13D04165	4.5 %	0.0102913 ± 0.0003086	0.0445896 ± 0.0522550	0.0064740 ± 0.0472111	0.0537245 ± 0.0255405	2.9168083 ± 0.0772182
13D04166	5.2 %	0.0102544 ± 0.0003086	0.0512292 ± 0.0522550	0.0064522 ± 0.0472111	0.0542576 ± 0.0255405	2.9273246 ± 0.0772182
13D04167	6.1 %	0.0102387 ± 0.0003086	0.0572324 ± 0.0522550	0.0070818 ± 0.0472111	0.0550047 ± 0.0255405	2.9331675 ± 0.0772182
13D04169	7.3 %	0.0102798 ± 0.0003086	0.0641693 ± 0.0522550	0.0101055 ± 0.0472111	0.0565678 ± 0.0255405	2.9282770 ± 0.0772182
13D04170	8.5 %	0.0103293 ± 0.0003086	0.0649961 ± 0.0522550	0.0121821 ± 0.0472111	0.0571251 ± 0.0255405	2.9199482 ± 0.0772182
13D04171	9.7 %	0.0103939 ± 0.0003086	0.0640907 ± 0.0522550	0.0144100 ± 0.0472111	0.0573464 ± 0.0255405	2.9096891 ± 0.0772182
13D04173	11.2 %	0.0105542 ± 0.0003086	0.0567261 ± 0.0522550	0.0182890 ± 0.0472111	0.0558574 ± 0.0255405	2.8920601 ± 0.0772182
13D04174	13.5 %	0.0106351 ± 0.0003086	0.0502159 ± 0.0522550	0.0190210 ± 0.0472111	0.0534785 ± 0.0255405	2.8919927 ± 0.0772182
13D04175	16.5 %	0.0106962 ± 0.0003086	0.0428479 ± 0.0522550	0.0182632 ± 0.0472111	0.0499124 ± 0.0255405	2.9027896 ± 0.0772182
13D04177	20.0 %	0.0107353 ± 0.0003086	0.0245892 ± 0.0522550	0.0098038 ± 0.0472111	0.0368371 ± 0.0255405	2.9790165 ± 0.0772182

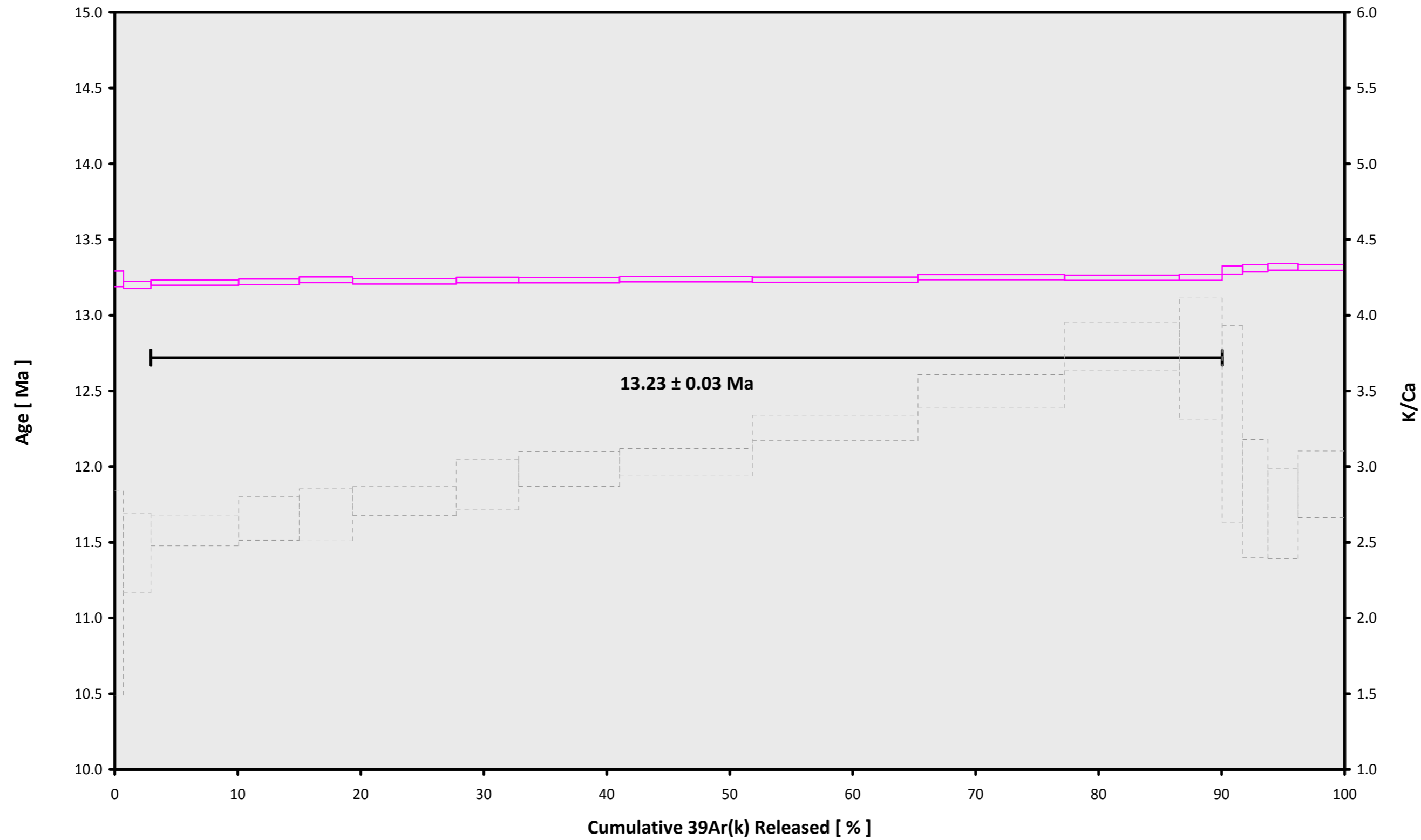
Intercept Values		36Ar ± 1σ (SE) [fA]	r2	Regression (type,n)	37Ar ± 1σ (SE) [fA]	r2	Regression (type,n)	38Ar ± 1σ (SE) [fA]	r2	Regression (type,n)	39Ar ± 1σ (SE) [fA]	r2	Regression (type,n)	40Ar ± 1σ (SE) [fA]	r2	Regression (type,n)
13D04155	1.6 %	0.0147463 ± 0.0003651	0.6976	EXP 150 of 150	0.4232210 ± 0.0317278	0.0092	EXP 150 of 150	0.3849777 ± 0.0283002	0.0067	EXP 150 of 150	32.29873 ± 0.03107	0.9796	EXP 149 of 150	139.23549 ± 0.03886	0.9967	EXP 150 of 150
13D04157	2.0 %	0.0246073 ± 0.0004726	0.7360	EXP 150 of 150	1.1259674 ± 0.0305378	0.0297	EXP 150 of 150	1.2489637 ± 0.0281736	0.1046	EXP 150 of 150	103.16639 ± 0.03415	0.9976	EXP 150 of 150	437.69097 ± 0.04816	0.9997	EXP 150 of 150
13D04158	2.4 %	0.0394965 ± 0.0005633	0.8959	EXP 150 of 150	3.3711231 ± 0.0350519	0.0815	EXP 150 of 150	3.8563636 ± 0.0317343	0.2507	EXP 150 of 150	329.23174 ± 0.04687	0.9996	EXP 150 of 150	1388.37117 ± 0.08618	0.9999	EXP 150 of 150
13D04159	2.8 %	0.0303748 ± 0.0004964	0.8557	EXP 150 of 150	2.2534570 ± 0.0305377	0.0702	EXP 149 of 150	2.6631826 ± 0.0270567	0.2461	EXP 150 of 150	226.98459 ± 0.03814	0.9994	EXP 150 of 150	958.42152 ± 0.07836	0.9998	EXP 150 of 150
13D04161	3.2 %	0.0233836 ± 0.0004975	0.8609	EXP 150 of 150	1.9772305 ± 0.0337158	0.0804	EXP 150 of 150	2.3722672 ± 0.0257935	0.2340	EXP 150 of 150	200.07767 ± 0.03739	0.9992	EXP 150 of 150	844.60088 ± 0.06475	0.9999	EXP 150 of 150
13D04162	3.6 %	0.0428188 ± 0.0005998	0.8844	EXP 150 of 150	3.7114406 ± 0.0319919	0.2861	EXP 150 of 150	4.6619399 ± 0.0263122	0.4975	EXP 150 of 150	388.74122 ± 0.04925	0.9996	EXP 150 of 150	1639.80751 ± 0.08576	0.9999	EXP 150 of 150
13D04163	4.0 %	0.0236318 ± 0.0004638	0.8934	EXP 150 of 150	2.1669111 ± 0.0310624	0.1046	EXP 149 of 150	2.7608610 ± 0.0287674	0.2352	EXP 150 of 150	234.05536 ± 0.03829	0.9994	EXP 150 of 150	987.23050 ± 0.08329	0.9998	EXP 150 of 150
13D04165	4.5 %	0.0329876 ± 0.0005348	0.9207	EXP 150 of 150	3.3732929 ± 0.0351408	0.2645	EXP 150 of 150	4.5536930 ± 0.0287823	0.4867	EXP 150 of 150	377.76941 ± 0.04774	0.9996	EXP 150 of 150	1592.26051 ± 0.09407	0.9999	EXP 150 of 150
13D04166	5.2 %	0.0404953 ± 0.0005649	0.9422	EXP 150 of 150	4.3782353 ± 0.0324944	0.4413	EXP 150 of 150	5.8983386 ± 0.0278543	0.5706	EXP 150 of 150	498.27943 ± 0.05312	0.9998	EXP 150 of 150	2100.49965 ± 0.11546	0.9999	EXP 150 of 150
13D04167	6.1 %	0.0492603 ± 0.0007694	0.9244	EXP 150 of 150	5.0644679 ± 0.0307746	0.3443	EXP 149 of 150	7.3442375 ± 0.0291450	0.6166	EXP 150 of 150	619.91397 ± 0.05891	0.9998	EXP 150 of 150	2612.87610 ± 0.12549	0.9999	EXP 150 of 150
13D04169	7.3 %	0.0515681 ± 0.0006672	0.9294	EXP 150 of 150	4.1989530 ± 0.0339679	0.2443	EXP 150 of 150	6.6252353 ± 0.0300622	0.5947	EXP 150 of 150	550.05331 ± 0.06437	0.9997	EXP 150 of 150	2324.11526 ± 0.10490	1.0000	EXP 150 of 150
13D04170	8.5 %	0.0401064 ± 0.0005325	0.9333	EXP 150 of 150	3.0422099 ± 0.0310283	0.2319	EXP 150 of 150	5.1294399 ± 0.0308800	0.5018	EXP 150 of 150	430.09112 ± 0.05048	0.9997	EXP 150 of 150	1816.80385 ± 0.10451	0.9999	EXP 150 of 150
13D04171	9.7 %	0.0212761 ± 0.0004635	0.8520	EXP 150 of 150	1.2017991 ± 0.0316039	0.0152	EXP 150 of 150	1.8883599 ± 0.0268019	0.0996	EXP 149 of 150	160.83771 ± 0.04085	0.9985	EXP 150 of 150	681.12847 ± 0.06583	0.9998	EXP 150 of 150
13D04173	11.2 %	0.0165622 ± 0.0003803	0.7928	EXP 150 of 150	0.6732959 ± 0.0313446	0.0172	EXP 150 of 150	0.8353713 ± 0.0289594	0.0001	EXP 150 of 150	77.10695 ± 0.03466	0.9954	EXP 150 of 150	329.25100 ± 0.05285	0.9993	EXP 150 of 150
13D04174	13.5 %	0.0173106 ± 0.0004170	0.7753	EXP 150 of 150	0.9363881 ± 0.0332239	0.0433	EXP 150 of 150	1.1182202 ± 0.0264361	0.1131	EXP 150 of 150	94.16163 ± 0.03016	0.9977	EXP 150 of 150	401.47336 ± 0.05037	0.9996	EXP 150 of 150
13D04175	16.5 %	0.0171109 ± 0.0003979	0.8281	EXP 150 of 150	1.1529963 ± 0.0322803	0.0394	EXP 150 of 150	1.3181931 ± 0.0275751	0.0372	EXP 150 of 150	113.80135 ± 0.03565	0.9978	EXP 150 of 150	484.44461 ± 0.05621	0.9996	EXP 150 of 150
13D04177	20.0 %	0.0226786 ± 0.0004428	0.8458	EXP 150 of 150	1.6082150 ± 0.0294478	0.0688	EXP 150 of 150	2.0493917 ± 0.0286257	0.1175	EXP 150 of 150	173.94202 ± 0.03385	0.9991	EXP 150 of 150	739.79022 ± 0.06158	0.9998	EXP 150 of 150

Project Info		Analyst	Irradiation	X-pos	Y-pos	Z/H-pos	Project	Experiment	Nmb
13D04155	1.6 %	Susan Schnur	13-OSU-05			13.75	Walvis Ridge\MV1203 (13-INT-04)	13D04154	01
13D04157	2.0 %	Susan Schnur	13-OSU-05			13.75	Walvis Ridge\MV1203 (13-INT-04)	13D04154	01
13D04158	2.4 %	Susan Schnur	13-OSU-05			13.75	Walvis Ridge\MV1203 (13-INT-04)	13D04154	01
13D04159	2.8 %	Susan Schnur	13-OSU-05			13.75	Walvis Ridge\MV1203 (13-INT-04)	13D04154	01
13D04161	3.2 %	Susan Schnur	13-OSU-05			13.75	Walvis Ridge\MV1203 (13-INT-04)	13D04154	01
13D04162	3.6 %	Susan Schnur	13-OSU-05			13.75	Walvis Ridge\MV1203 (13-INT-04)	13D04154	01
13D04163	4.0 %	Susan Schnur	13-OSU-05			13.75	Walvis Ridge\MV1203 (13-INT-04)	13D04154	01
13D04165	4.5 %	Susan Schnur	13-OSU-05			13.75	Walvis Ridge\MV1203 (13-INT-04)	13D04154	01
13D04166	5.2 %	Susan Schnur	13-OSU-05			13.75	Walvis Ridge\MV1203 (13-INT-04)	13D04154	01
13D04167	6.1 %	Susan Schnur	13-OSU-05			13.75	Walvis Ridge\MV1203 (13-INT-04)	13D04154	01
13D04169	7.3 %	Susan Schnur	13-OSU-05			13.75	Walvis Ridge\MV1203 (13-INT-04)	13D04154	01
13D04170	8.5 %	Susan Schnur	13-OSU-05			13.75	Walvis Ridge\MV1203 (13-INT-04)	13D04154	01
13D04171	9.7 %	Susan Schnur	13-OSU-05			13.75	Walvis Ridge\MV1203 (13-INT-04)	13D04154	01
13D04173	11.2 %	Susan Schnur	13-OSU-05			13.75	Walvis Ridge\MV1203 (13-INT-04)	13D04154	01
13D04174	13.5 %	Susan Schnur	13-OSU-05			13.75	Walvis Ridge\MV1203 (13-INT-04)	13D04154	01
13D04175	16.5 %	Susan Schnur	13-OSU-05			13.75	Walvis Ridge\MV1203 (13-INT-04)	13D04154	01
13D04177	20.0 %	Susan Schnur	13-OSU-05			13.75	Walvis Ridge\MV1203 (13-INT-04)	13D04154	01

Sample Parameters	Sample	Material	Location	Standard Name	Standard (in Ma)	%1σ	Standard Reference	Standard 40Ar/39Ar	%1σ	J	%1σ	Air 40Ar/36Ar	%1σ	MDF (lin)	%1σ	Volume Ratio	Sensitivity (mol/volt)	Day	Month	Year	Hour	Min	Resist	
13D04155	1.6 %	MV1203-D43A-01	K Feldspar	Crawford Guyot	FCT-NM	28.201	0.082	Kuiper et al (2008)	8.90119	0.13	0.00176576	0.130	302.752	0.094	0.99400386	0.063	1	4.8E-14	9	NOV	2013	13	48	1
13D04157	2.0 %	MV1203-D43A-01	K Feldspar	Crawford Guyot	FCT-NM	28.201	0.082	Kuiper et al (2008)	8.90119	0.13	0.00176576	0.130	302.752	0.094	0.99400386	0.063	1	4.8E-14	9	NOV	2013	14	13	1
13D04158	2.4 %	MV1203-D43A-01	K Feldspar	Crawford Guyot	FCT-NM	28.201	0.082	Kuiper et al (2008)	8.90119	0.13	0.00176576	0.130	302.752	0.094	0.99400386	0.063	1	4.8E-14	9	NOV	2013	14	25	1
13D04159	2.8 %	MV1203-D43A-01	K Feldspar	Crawford Guyot	FCT-NM	28.201	0.082	Kuiper et al (2008)	8.90119	0.13	0.00176576	0.130	302.752	0.094	0.99400386	0.063	1	4.8E-14	9	NOV	2013	14	37	1
13D04161	3.2 %	MV1203-D43A-01	K Feldspar	Crawford Guyot	FCT-NM	28.201	0.082	Kuiper et al (2008)	8.90119	0.13	0.00176576	0.130	302.752	0.094	0.99400386	0.063	1	4.8E-14	9	NOV	2013	15	2	1
13D04162	3.6 %	MV1203-D43A-01	K Feldspar	Crawford Guyot	FCT-NM	28.201	0.082	Kuiper et al (2008)	8.90119	0.13	0.00176576	0.130	302.752	0.094	0.99400386	0.063	1	4.8E-14	9	NOV	2013	15	15	1
13D04163	4.0 %	MV1203-D43A-01	K Feldspar	Crawford Guyot	FCT-NM	28.201	0.082	Kuiper et al (2008)	8.90119	0.13	0.00176576	0.130	302.752	0.094	0.99400386	0.063	1	4.8E-14	9	NOV	2013	15	27	1
13D04165	4.5 %	MV1203-D43A-01	K Feldspar	Crawford Guyot	FCT-NM	28.201	0.082	Kuiper et al (2008)	8.90119	0.13	0.00176576	0.130	302.752	0.094	0.99400386	0.063	1	4.8E-14	9	NOV	2013	15	52	1
13D04166	5.2 %	MV1203-D43A-01	K Feldspar	Crawford Guyot	FCT-NM	28.201	0.082	Kuiper et al (2008)	8.90119	0.13	0.00176576	0.130	302.752	0.094	0.99400386	0.063	1	4.8E-14	9	NOV	2013	16	4	1
13D04167	6.1 %	MV1203-D43A-01	K Feldspar	Crawford Guyot	FCT-NM	28.201	0.082	Kuiper et al (2008)	8.90119	0.13	0.00176576	0.130	302.752	0.094	0.99400386	0.063	1	4.8E-14	9	NOV	2013	16	17	1
13D04169	7.3 %	MV1203-D43A-01	K Feldspar	Crawford Guyot	FCT-NM	28.201	0.082	Kuiper et al (2008)	8.90119	0.13	0.00176576	0.130	302.752	0.094	0.99400386	0.063	1	4.8E-14	9	NOV	2013	16	42	1
13D04170	8.5 %	MV1203-D43A-01	K Feldspar	Crawford Guyot	FCT-NM	28.201	0.082	Kuiper et al (2008)	8.90119	0.13	0.00176576	0.130	302.752	0.094	0.99400386	0.063	1	4.8E-14	9	NOV	2013	16	54	1
13D04171	9.7 %	MV1203-D43A-01	K Feldspar	Crawford Guyot	FCT-NM	28.201	0.082	Kuiper et al (2008)	8.90119	0.13	0.00176576	0.130	302.752	0.094	0.99400386	0.063	1	4.8E-14	9	NOV	2013	17	6	1
13D04173	11.2 %	MV1203-D43A-01	K Feldspar	Crawford Guyot	FCT-NM	28.201	0.082	Kuiper et al (2008)	8.90119	0.13	0.00176576	0.130	302.752	0.094	0.99400386	0.063	1	4.8E-14	9	NOV	2013	17	31	1
13D04174	13.5 %	MV1203-D43A-01	K Feldspar	Crawford Guyot	FCT-NM	28.201	0.082	Kuiper et al (2008)	8.90119	0.13	0.00176576	0.130	302.752	0.094	0.99400386	0.063	1	4.8E-14	9	NOV	2013	17	44	1
13D04175	16.5 %	MV1203-D43A-01	K Feldspar	Crawford Guyot	FCT-NM	28.201	0.082	Kuiper et al (2008)	8.90119	0.13	0.00176576	0.130	302.752	0.094	0.99400386	0.063	1	4.8E-14	9	NOV	2013	17	56	1
13D04177	20.0 %	MV1203-D43A-01	K Feldspar	Crawford Guyot	FCT-NM	28.201	0.082	Kuiper et al (2008)	8.90119	0.13	0.00176576	0.130	302.752	0.094	0.99400386	0.063	1	4.8E-14	9	NOV	2013	18	21	1

Irradiation Constants		40/36(a)	%1σ	40/36(c)	%1σ	38/36(a)	%1σ	38/36(c)	%1σ	39/37(ca)	%1σ	38/37(ca)	%1σ	36/37(ca)	%1σ	40/39(k)	%1σ	38/39(k)	%1σ	36/38(cl)	%1σ	K/Ca	%1σ	K/Cl	%1σ	Ca/Cl	%1σ
13D04155	1.6 %	295.5	0	0.018	35	0.1869	0	1.493	3	0.0006756	1.32	0.0000718	12.82	0.0002663	0.15	0.003823	2.66	0.012031	0.16	0	0	0.43	0	0	0	0	0
13D04157	2.0 %	295.5	0	0.018	35	0.1869	0	1.493	3	0.0006756	1.32	0.0000718	12.82	0.0002663	0.15	0.003823	2.66	0.012031	0.16	0	0	0.43	0	0	0	0	0
13D04158	2.4 %	295.5	0	0.018	35	0.1869	0	1.493	3	0.0006756	1.32	0.0000718	12.82	0.0002663	0.15	0.003823	2.66	0.012031	0.16	0	0	0.43	0	0	0	0	0
13D04159	2.8 %	295.5	0	0.018	35	0.1869	0	1.493	3	0.0006756	1.32	0.0000718	12.82	0.0002663	0.15	0.003823	2.66	0.012031	0.16	0	0	0.43	0	0	0	0	0
13D04161	3.2 %	295.5	0	0.018	35	0.1869	0	1.493	3	0.0006756	1.32	0.0000718	12.82	0.0002663	0.15	0.003823	2.66	0.012031	0.16	0	0	0.43	0	0	0	0	0
13D04162	3.6 %	295.5	0	0.018	35	0.1869	0	1.493	3	0.0006756	1.32	0.0000718	12.82	0.0002663	0.15	0.003823	2.66	0.012031	0.16	0	0	0.43	0	0	0	0	0
13D04163	4.0 %	295.5	0	0.018	35	0.1869	0	1.493	3	0.0006756	1.32	0.0000718	12.82	0.0002663	0.15	0.003823	2.66	0.012031	0.16	0	0	0.43	0	0	0	0	0
13D04165	4.5 %	295.5	0	0.018	35	0.1869	0	1.493	3	0.0006756	1.32	0.0000718	12.82	0.0002663	0.15	0.003823	2.66	0.012031	0.16	0	0	0.43	0	0	0	0	0
13D04166	5.2 %	295.5	0	0.018	35	0.1869	0	1.493	3	0.0006756	1.32	0.0000718	12.82	0.0002663	0.15	0.003823	2.66	0.012031	0.16	0	0	0.43	0	0	0	0	0
13D04167	6.1 %	295.5	0	0.018	35	0.1869	0	1.493	3	0.0006756	1.32	0.0000718	12.82	0.0002663	0.15	0.003823	2.66	0.012031	0.16	0	0	0.43	0	0	0	0	0
13D04169	7.3 %	295.5	0	0.018	35	0.1869	0	1.493	3	0.0006756	1.32	0.0000718	12.82	0.0002663	0.15	0.003823	2.66	0.012031	0.16	0	0	0.43	0	0	0	0	0
13D04170	8.5 %	295.5	0	0.018	35	0.1869	0	1.493	3	0.0006756	1.32	0.0000718	12.82	0.0002663	0.15	0.003823	2.66	0.012031	0.16	0	0	0.43	0	0	0	0	0
13D04171	9.7 %	295.5	0	0.018	35	0.1869	0	1.493	3	0.0006756	1.32	0.0000718	12.82	0.0002663	0.15	0.003823	2.66	0.012031	0.16	0	0	0.43	0	0	0	0	0
13D04173	11.2 %	295.5	0	0.018	35	0.1869	0	1.493	3	0.0006756	1.32	0.0000718	12.82	0.0002663	0.15	0.003823	2.66	0.012031	0.16	0	0	0.43	0	0	0	0	0
13D04174	13.5 %	295.5	0	0.018	35	0.1869	0	1.493	3	0.0006756	1.32	0.0000718	12.82	0.0002663	0.15	0.003823	2.66	0.012031	0.16	0	0	0.43	0	0	0	0	0
13D04175	16.5 %	295.5	0	0.018	35	0.1869	0	1.493	3	0.0006756	1.32	0.0000718	12.82	0.0002663	0.15	0.003823	2.66	0.012031	0.16	0	0	0.43	0	0	0	0	0
13D04177	20.0 %	295.5	0	0.018	35	0.1869	0	1.493	3	0.0006756	1.32	0.0000718	12.82	0.0002663	0.15	0.003823	2.66	0.012031	0.16	0	0	0.43	0	0	0	0	0

13D04154.AGE >>> MV1203-D43A-01 >>> WALVIS RIDGE | MV1203 (13-INT-04) PROJECT



Ar-Ages in Ma

WEIGHTED PLATEAU
13.23 ± 0.03

TOTAL FUSION
13.24 ± 0.03

NORMAL ISOCHRON
13.23 ± 0.04

INVERSE ISOCHRON
13.23 ± 0.04

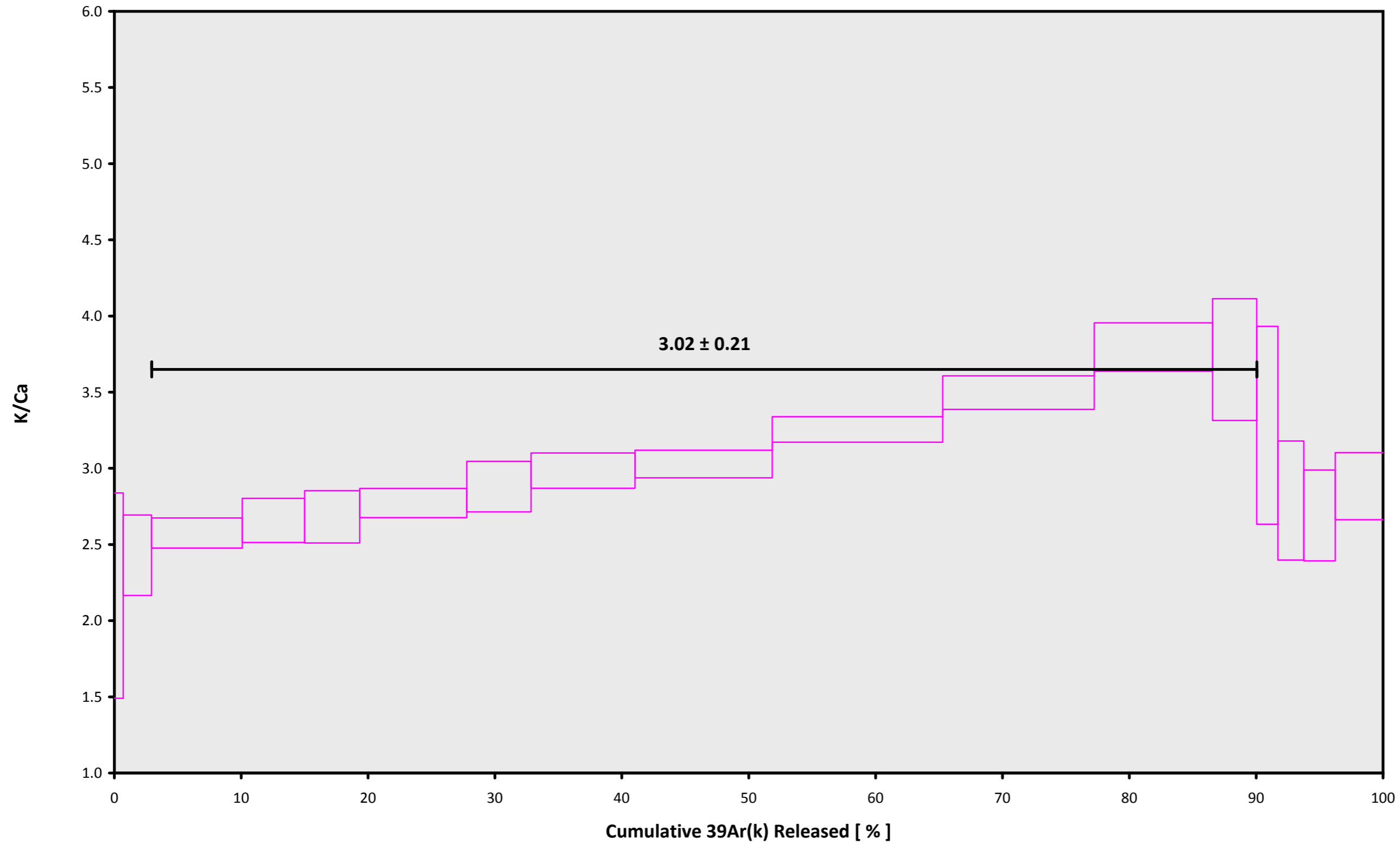
MSWD (PROBABILITY)
1.66 (8%)

Sample Info

K Feldspar
Crawford Guyot
Susan Schnur

IRR = 13-OSU-05
J = 0.00176576 ± 0.00000230

13D04154.AGE >>> MV1203-D43A-01 >>> WALVIS RIDGE | MV1203 (13-INT-04) PROJECT



Ar-Ages in Ma

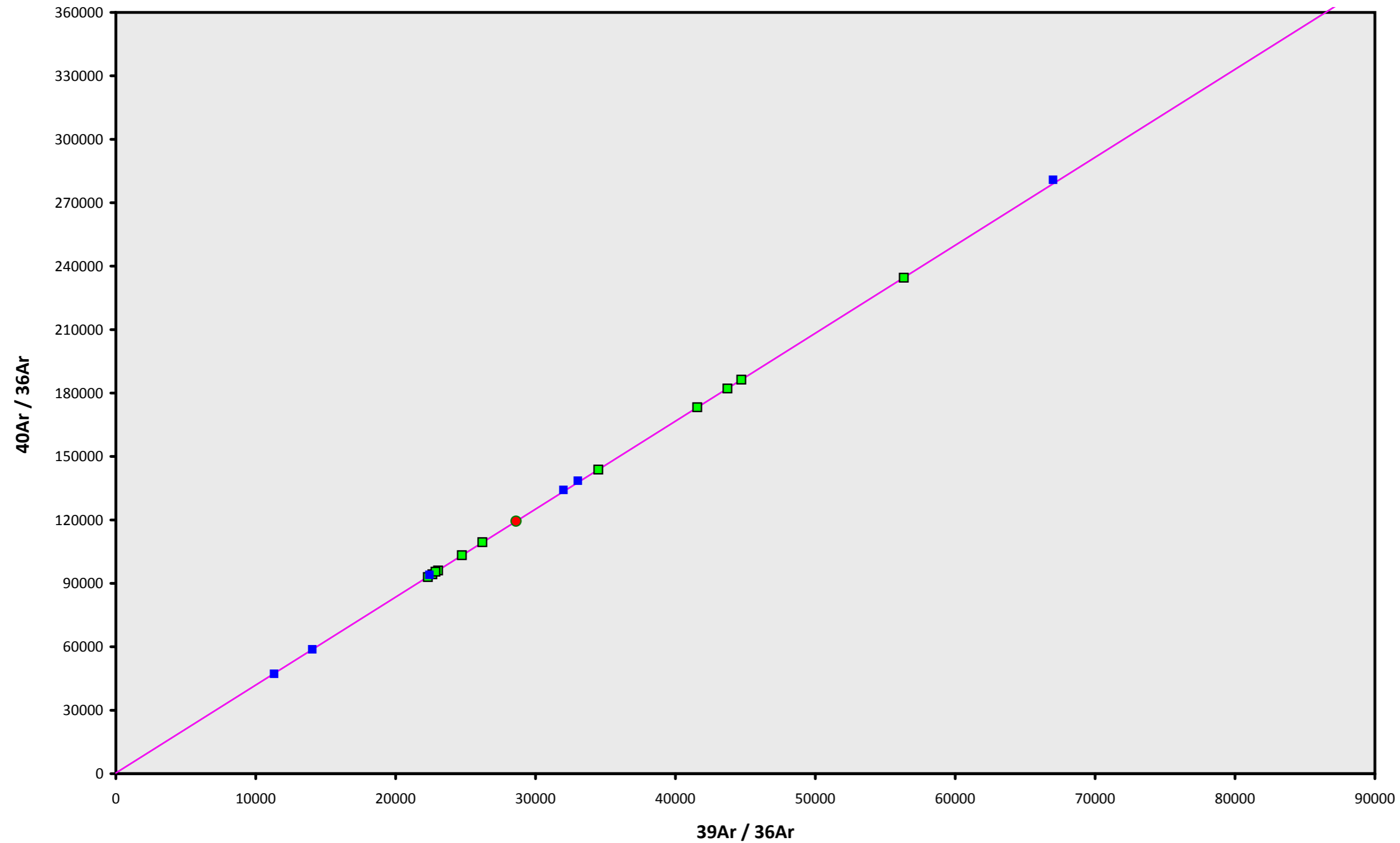
WEIGHTED PLATEAU
13.23 ± 0.03
TOTAL FUSION
13.24 ± 0.03
NORMAL ISOCHRON
13.23 ± 0.04
INVERSE ISOCHRON
13.23 ± 0.04

Sample Info

K Feldspar
Crawford Guyot
Susan Schnur

IRR = 13-OSU-05
J = 0.00176576 ± 0.00000230

13D04154.AGE >>> MV1203-D43A-01 >>> WALVIS RIDGE | MV1203 (13-INT-04) PROJECT



Ar-Ages in Ma

WEIGHTED PLATEAU
13.23 ± 0.03

TOTAL FUSION
13.24 ± 0.03

NORMAL ISOCHRON
13.23 ± 0.04

INVERSE ISOCHRON
13.23 ± 0.04

MSWD (PROBABILITY)
1.83 (6%)

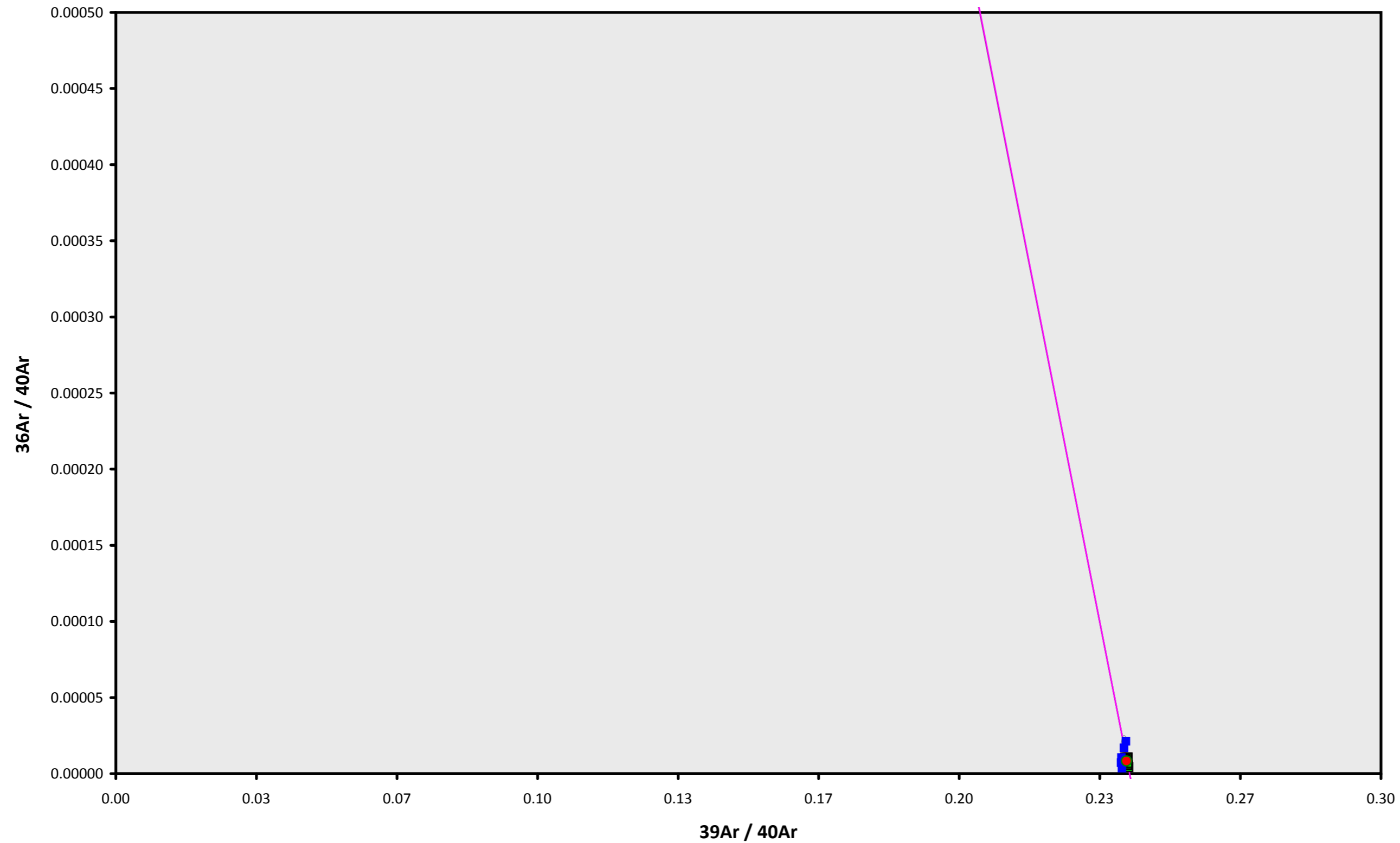
40AR/36AR INTERCEPT
303.4 ± 228.7

Sample Info

K Feldspar
Crawford Guyot
Susan Schnur

IRR = 13-OSU-05
J = 0.00176576 ± 0.00000230

13D04154.AGE >>> MV1203-D43A-01 >>> WALVIS RIDGE | MV1203 (13-INT-04) PROJECT



Ar-Ages in Ma

WEIGHTED PLATEAU

13.23 ± 0.03

TOTAL FUSION

13.24 ± 0.03

NORMAL ISOCHRON

13.23 ± 0.04

INVERSE ISOCHRON

13.23 ± 0.04

MSWD (PROBABILITY)

1.85 (5%)

SPREADING FACTOR

0.3%

40AR/36AR INTERCEPT

294.9 ± 154.5

Sample Info

K Feldspar

Crawford Guyot

Susan Schnur

IRR = 13-OSU-05

$J = 0.00176576 \pm 0.00000230$