

Relative Abundances		36Ar [fA]	%1σ	37Ar [fA]	%1σ	38Ar [fA]	%1σ	39Ar [fA]	%1σ	40Ar [fA]	%1σ	40(r)/39(k) ± 2σ	Age ± 2σ (Ma)	40Ar(r) (%)	39Ar(k) (%)	K/Ca ± 2σ
13D04189	1.6 %	0.939928	0.353	16.927	4.309	0.252821	16.260	0.79569	4.607	277.393	0.065	1.24750 ± 2.54677	4.01 ± 8.19	0.35	0.17	0.0199 ± 0.0025
13D04191	2.0 %	5.506401	0.279	52.474	1.416	1.033175	4.006	2.35646	1.490	1626.829	0.012	1.64049 ± 3.91066	5.28 ± 12.56	0.23	0.51	0.0190 ± 0.0008
13D04192	2.4 %	1.389616	0.318	67.745	1.168	0.297479	13.896	3.05098	1.208	402.758	0.045	0.84989 ± 0.87869	2.74 ± 2.84	0.63	0.66	0.0191 ± 0.0006
13D04193	2.8 %	3.718404	0.282	93.882	0.901	0.737791	5.659	4.16939	0.869	1092.814	0.018	0.34044 ± 1.51456	1.10 ± 4.88	0.13	0.90	0.0188 ± 0.0005
13D04195	3.0 %	1.841005	0.299	128.214	0.748	0.369752	11.097	5.64753	0.634	532.507	0.034	0.25923 ± 0.58898	0.84 ± 1.90	0.27	1.22	0.0187 ± 0.0004
13D04196	3.2 %	1.926173	0.312	186.322	0.589	0.455076	8.799	8.15246	0.440	558.131	0.033	0.44576 ± 0.44496	1.44 ± 1.43	0.64	1.76	0.0185 ± 0.0003
13D04197	3.4 %	1.338097	0.328	114.550	0.768	0.265208	15.119	4.97857	0.713	390.078	0.046	0.74789 ± 0.53543	2.41 ± 1.72	0.94	1.07	0.0184 ± 0.0004
13D04199	3.6 %	1.389127	0.334	126.416	0.742	0.303147	13.633	5.54720	0.629	403.107	0.045	0.46639 ± 0.50771	1.50 ± 1.63	0.63	1.20	0.0186 ± 0.0004
13D04200	3.8 %	1.572502	0.312	171.412	0.631	0.419430	9.879	7.46248	0.477	458.976	0.040	1.05691 ± 0.39877	3.40 ± 1.28	1.69	1.61	0.0184 ± 0.0003
13D04201	4.0 %	2.299827	0.299	376.208	0.490	0.624573	6.417	16.66934	0.222	678.330	0.027	1.72238 ± 0.24932	5.54 ± 0.80	4.17	3.60	0.0188 ± 0.0002
13D04203	4.5 %	2.515782	0.297	490.825	0.469	0.648262	6.013	21.60719	0.172	745.667	0.025	1.91747 ± 0.20891	6.17 ± 0.67	5.47	4.67	0.0186 ± 0.0002
13D04204	5.2 %	2.533405	0.290	583.653	0.463	0.733319	5.583	25.75355	0.153	749.164	0.025	1.82870 ± 0.17297	5.88 ± 0.56	6.19	5.56	0.0187 ± 0.0002
13D04205	6.1 %	3.244130	0.286	949.789	0.450	1.087382	3.547	41.94212	0.114	958.923	0.020	1.81271 ± 0.13409	5.83 ± 0.43	7.81	9.06	0.0187 ± 0.0002
13D04207	7.3 %	4.222531	0.282	1489.681	0.447	1.537554	2.721	66.03147	0.085	1255.164	0.015	1.91285 ± 0.10960	6.15 ± 0.35	9.91	14.26	0.0188 ± 0.0002
13D04208	8.5 %	4.062790	0.277	1483.900	0.446	1.569659	2.633	66.36847	0.086	1212.683	0.016	1.96813 ± 0.10336	6.33 ± 0.33	10.61	14.33	0.0189 ± 0.0002
13D04209	9.7 %	3.150568	0.281	1284.884	0.447	1.297508	3.176	57.75254	0.092	941.531	0.020	1.95889 ± 0.09395	6.30 ± 0.30	11.84	12.47	0.0190 ± 0.0002
13D04211	11.0 %	4.558086	0.279	1042.479	0.449	1.453094	2.673	47.07113	0.105	1373.972	0.014	2.34901 ± 0.16349	7.55 ± 0.52	7.93	10.17	0.0191 ± 0.0002
13D04212	12.4 %	1.203656	0.322	724.168	0.455	0.705800	5.594	33.08409	0.126	362.870	0.050	1.96522 ± 0.07318	6.32 ± 0.23	17.65	7.15	0.0194 ± 0.0002
13D04213	14.0 %	0.770809	0.373	409.792	0.483	0.417875	9.614	19.16171	0.194	232.973	0.077	1.97917 ± 0.09379	6.37 ± 0.30	16.04	4.14	0.0198 ± 0.0002
13D04215	15.8 %	1.326154	0.327	271.483	0.522	0.465884	8.617	12.71939	0.291	399.644	0.045	2.32016 ± 0.20762	7.46 ± 0.67	7.28	2.75	0.0199 ± 0.0002
13D04216	18.0 %	1.258873	0.338	143.395	0.707	0.416876	10.239	6.74199	0.533	382.478	0.048	3.27248 ± 0.38484	10.51 ± 1.23	5.69	1.46	0.0199 ± 0.0004
13D04217	20.5 %	0.852091	0.366	87.746	0.981	0.306235	12.579	4.15603	0.852	259.788	0.069	3.63465 ± 0.46397	11.67 ± 1.49	5.73	0.90	0.0201 ± 0.0005
13D04219	23.0 %	0.211628	0.684	37.922	1.997	0.117061	34.495	1.82107	1.924	64.799	0.272	2.92091 ± 0.53209	9.39 ± 1.71	8.09	0.39	0.0204 ± 0.0011
Σ		51.831582	0.070	10333.866	0.138	15.514958	1.254	463.04082	0.042	15360.579	0.006					

Information on Analysis and Constants Used in Calculations

Project = **MV1203 (13-INT-04)**
 Sample = **MV1203-D44-07 (106-212)**
 Material = **Plagioclase**
 Location = **Blue Seamount**
 Region = **Walvis Ridge**
 Analyst = **Susan Schnur**
 Irradiation = **13-OSU-05**
 Position = **X: | Y: | Z/H: 5.69 mm**
 FCT-NM Age = **28.201 ± 0.023 Ma**
 FCT-NM Reference = **Kuiper et al (2008)**
 FCT-NM 40Ar/39Ar Ratio = **8.82132 ± 0.01156**
 FCT-NM J-value = **0.00178175 ± 0.00000233**
 Air Shot 40Ar/36Ar = **302.7540 ± 0.2846**
 Air Shot MDF = **0.99400225 ± 0.00062293 (LIN)**
 Experiment Type = **Incremental Heating**
 Extraction Method = **Bulk Laser Heating**
 Heating = **60 sec**
 Isolation = **5.52 min**
 Instrument = **ARGUS-VI-D**
 Preferred Age = **Plateau Age**
 Age Classification = **Eruption Age**
 IGSN = **IESS10010**
 Rock Class = **Igneous>Volcanic>Mafic**
 Lithology = **Trachybasalt**
 Lat-Lon = **40°17.2'S - 13°13.3'W**

Age Equations = **Min et al. (2000)**
 Negative Intensities = **Allowed**
 Collector Calibrations = **40Ar 36Ar**
 Decay 40K = **5.530 ± 0.048 E-10 1/a**
 Decay 39Ar = **2.940 ± 0.016 E-07 1/h**
 Decay 37Ar = **8.230 ± 0.012 E-04 1/h**
 Decay 36Cl = **2.257 ± 0.015 E-06 1/a**
 Decay 40K(EC,β⁺) = **0.580 ± 0.009 E-10 1/a**
 Decay 40K(β⁻) = **4.950 ± 0.043 E-10 1/a**
 Atmospheric 40/36(a) = **295.50**
 Atmospheric 38/36(a) = **0.1869**
 Production 39/37(ca) = **0.0006756 ± 0.0000089**
 Production 38/37(ca) = **0.0000718 ± 0.0000092**
 Production 36/37(ca) = **0.0002663 ± 0.0000004**
 Production 40/39(k) = **0.003823 ± 0.000102**
 Production 38/39(k) = **0.012031 ± 0.000019**
 Production 36/38(cl) = **262.80 ± 1.71**
 Scaling Ratio K/Ca = **0.430**
 Abundance Ratio 40K/K = **1.1700 ± 0.0100 E-04**
 Atomic Weight K = **39.0983 ± 0.0001 g**

Results	40(a)/36(a) ± 2σ	40(r)/39(k) ± 2σ	Age ± 2σ (Ma)	MSWD	39Ar(k) (%n)	K/Ca ± 2σ
Age Plateau		1.93563 ± 0.04207 ± 2.17%	6.23 ± 0.14 ± 2.19%	1.27 25%	75.23 9	0.0189 ± 0.0002
			Full External Error ± 0.20 Analytical Error ± 0.14	2.00 1.1279	2σ Confidence Limit Error Magnification	
Total Fusion Age		1.87657 ± 0.04775 ± 2.54%	6.04 ± 0.15 ± 2.55%		23	0.0190 ± 0.0001
			Full External Error ± 0.21 Analytical Error ± 0.15			
Normal Isochron	293.46 ± 1.58 ± 0.54%	2.04149 ± 0.09034 ± 4.42%	6.57 ± 0.29 ± 4.42%	0.53 82%	75.23 9	
			Full External Error ± 0.33 Analytical Error ± 0.29	2.07 1.0000	2σ Confidence Limit Error Magnification	
				4 0.0000042794	Number of Iterations Convergence	
Inverse Isochron	293.47 ± 1.58 ± 0.54%	2.04133 ± 0.09026 ± 4.42%	6.57 ± 0.29 ± 4.42%	0.53 82%	75.23 9	
			Full External Error ± 0.33 Analytical Error ± 0.29	2.07 1.0000	2σ Confidence Limit Error Magnification	
Notes				2 0.0005083807	Number of Iterations Convergence	
			Concordant with 212-300 fraction, but cleaner. Exclude bumps for a Good plateau plateau.	13%	Spreading Factor	

Incremental Heating		36Ar(a) [fA]	37Ar(ca) [fA]	38Ar(cl) [fA]	39Ar(k) [fA]	40Ar(r) [fA]	Age ± 2σ (Ma)	40Ar(r) (%)	39Ar(k) (%)	K/Ca ± 2σ
13D04189	1.6 %	0.935405	16.927	0.0673429	0.78425	0.97835	4.01 ± 8.19	0.35	0.17	0.0199 ± 0.0025
13D04191	2.0 %	5.492428	52.474	0.0000000	2.32101	3.80758	5.28 ± 12.56	0.23	0.51	0.0190 ± 0.0008
13D04192	2.4 %	1.371576	67.745	0.0001115	3.00521	2.55409	2.74 ± 2.84	0.63	0.66	0.0191 ± 0.0006
13D04193	2.8 %	3.693403	93.882	0.0000000	4.10597	1.39785	1.10 ± 4.88	0.13	0.90	0.0188 ± 0.0005
13D04195	3.0 %	1.806862	128.214	0.0000000	5.56091	1.44158	0.84 ± 1.90	0.27	1.22	0.0187 ± 0.0004
13D04196	3.2 %	1.876555	186.322	0.0000000	8.02658	3.57795	1.44 ± 1.43	0.64	1.76	0.0185 ± 0.0003
13D04197	3.4 %	1.307592	114.550	0.0000000	4.90118	3.66553	2.41 ± 1.72	0.94	1.07	0.0184 ± 0.0004
13D04199	3.6 %	1.355462	126.416	0.0000000	5.46179	2.54733	1.50 ± 1.63	0.63	1.20	0.0186 ± 0.0004
13D04200	3.8 %	1.526847	171.412	0.0333668	7.34667	7.76474	3.40 ± 1.28	1.69	1.61	0.0184 ± 0.0003
13D04201	4.0 %	✓ 2.199642	376.208	0.0000000	16.41517	28.27309	5.54 ± 0.80	4.17	3.60	0.0188 ± 0.0002
13D04203	4.5 %	✓ 2.385076	490.825	0.0000000	21.27559	40.79538	6.17 ± 0.67	5.47	4.67	0.0186 ± 0.0002
13D04204	5.2 %	✓ 2.377978	583.653	0.0000000	25.35923	46.37440	5.88 ± 0.56	6.19	5.56	0.0187 ± 0.0002
13D04205	6.1 %	✓ 2.991201	949.789	0.0000000	41.30044	74.86564	5.83 ± 0.43	7.81	9.06	0.0187 ± 0.0002
13D04207	7.3 %	✓ 3.825829	1489.681	0.0000000	65.02504	124.38313	6.15 ± 0.35	9.91	14.26	0.0188 ± 0.0002
13D04208	8.5 %	✓ 3.667628	1483.900	0.0000000	65.36595	128.64868	6.33 ± 0.33	10.61	14.33	0.0189 ± 0.0002
13D04209	9.7 %	✓ 2.808403	1284.884	0.0000000	56.88447	111.43032	6.30 ± 0.30	11.84	12.47	0.0190 ± 0.0002
13D04211	11.0 %	4.280469	1042.479	0.0203849	46.36683	108.91605	7.55 ± 0.52	7.93	10.17	0.0191 ± 0.0002
13D04212	12.4 %	✓ 1.010793	724.168	0.0727393	32.59484	64.05606	6.32 ± 0.23	17.65	7.15	0.0194 ± 0.0002
13D04213	14.0 %	✓ 0.661673	409.792	0.0375820	18.88486	37.37642	6.37 ± 0.30	16.04	4.14	0.0198 ± 0.0002
13D04215	15.8 %	1.253844	271.483	0.0612275	12.53598	29.08549	7.46 ± 0.67	7.28	2.75	0.0199 ± 0.0002
13D04216	18.0 %	1.220665	143.395	0.0984905	6.64511	21.74601	10.51 ± 1.23	5.69	1.46	0.0199 ± 0.0004
13D04217	20.5 %	0.828703	87.746	0.0957629	4.09675	14.89024	11.67 ± 1.49	5.73	0.90	0.0201 ± 0.0005
13D04219	23.0 %	0.201516	37.922	0.0550739	1.79545	5.24435	9.39 ± 1.71	8.09	0.39	0.0204 ± 0.0011
Σ		49.079549	10333.866	0.5420822	456.05926	855.82892				

Information on Analysis	Results	40(r)/39(k) ± 2σ	Age ± 2σ (Ma)	MSWD	39Ar(k) (%n)	K/Ca ± 2σ
Project = MV1203 (13-INT-04) Sample = MV1203-D44-07 (106-212) Material = Plagioclase Location = Blue Seamount Region = Walvis Ridge Analyst = Susan Schnur Irradiation = 13-OSU-05 J = 0.00178175 ± 0.00000233 FCT-NM = 28.201 ± 0.023 Ma	Age Plateau	1.93563 ± 0.04207 ± 2.17%	6.23 ± 0.14 ± 2.19%	1.27 25%	75.23 9	0.0189 ± 0.0002
		Full External Error ± 0.20 Analytical Error ± 0.14		2.00 1.1279	2σ Confidence Limit Error Magnification	
	Total Fusion Age	1.87657 ± 0.04775 ± 2.54%	6.04 ± 0.15 ± 2.55%		23	0.0190 ± 0.0001
		Full External Error ± 0.21 Analytical Error ± 0.15				

Normal Isochron		39(k)/36(a) ± 2σ	40(a+r)/36(a) ± 2σ	r.i.
13D04189	1.6 %	0.84 ± 0.08	296.55 ± 2.14	0.0745
13D04191	2.0 %	0.42 ± 0.01	296.19 ± 1.66	0.1813
13D04192	2.4 %	2.19 ± 0.06	293.64 ± 1.91	0.2517
13D04193	2.8 %	1.11 ± 0.02	295.88 ± 1.69	0.3062
13D04195	3.0 %	3.08 ± 0.04	294.70 ± 1.81	0.4249
13D04196	3.2 %	4.28 ± 0.05	297.41 ± 1.92	0.5786
13D04197	3.4 %	3.75 ± 0.06	298.30 ± 2.03	0.4170
13D04199	3.6 %	4.03 ± 0.06	297.38 ± 2.06	0.4692
13D04200	3.8 %	4.81 ± 0.06	300.59 ± 1.95	0.5488
13D04201	4.0 % ✓	7.46 ± 0.06	308.35 ± 1.94	0.8069
13D04203	4.5 % ✓	8.92 ± 0.06	312.60 ± 1.97	0.8690
13D04204	5.2 % ✓	10.66 ± 0.07	315.00 ± 1.96	0.8903
13D04205	6.1 % ✓	13.81 ± 0.09	320.53 ± 2.01	0.9338
13D04207	7.3 % ✓	17.00 ± 0.11	328.01 ± 2.07	0.9608
13D04208	8.5 % ✓	17.82 ± 0.12	330.58 ± 2.06	0.9590
13D04209	9.7 % ✓	20.26 ± 0.14	335.18 ± 2.16	0.9567
13D04211	11.0 %	10.83 ± 0.07	320.94 ± 1.92	0.9392
13D04212	12.4 % ✓	32.25 ± 0.27	358.87 ± 2.85	0.9424
13D04213	14.0 % ✓	28.54 ± 0.28	351.99 ± 3.16	0.8995
13D04215	15.8 %	10.00 ± 0.09	318.70 ± 2.23	0.7543
13D04216	18.0 %	5.44 ± 0.07	313.31 ± 2.21	0.5376
13D04217	20.5 %	4.94 ± 0.09	313.47 ± 2.41	0.3937
13D04219	23.0 %	8.91 ± 0.37	321.52 ± 4.98	0.3263

Results	40(a)/36(a) ± 2σ	40(r)/39(k) ± 2σ	Age ± 2σ (Ma)	MSWD
Normal Isochron	293.46 ± 1.58 ± 0.54%	2.04149 ± 0.09034 ± 4.42%	6.57 ± 0.29 ± 4.42% Full External Error ± 0.33 Analytical Error ± 0.29	0.53 82%
Statistics	2σ Confidence Limit Error Magnification Number of Data Points	2.07 1.0000 9	Convergence Number of Iterations Calculated Line	0.000004279423 4 Weighted York-2

Inverse Isochron		39(k)/40(a+r) ± 2σ	36(a)/40(a+r) ± 2σ	r.i.
13D04189	1.6 %	0.0028272 ± 0.0002643	0.00337216 ± 0.00002434	0.0025
13D04191	2.0 %	0.0014267 ± 0.0000432	0.00337617 ± 0.00001888	0.0004
13D04192	2.4 %	0.0074618 ± 0.0001832	0.00340556 ± 0.00002218	0.0052
13D04193	2.8 %	0.0037573 ± 0.0000663	0.00337977 ± 0.00001926	0.0012
13D04195	3.0 %	0.0104433 ± 0.0001348	0.00339326 ± 0.00002082	0.0059
13D04196	3.2 %	0.0143820 ± 0.0001292	0.00336240 ± 0.00002165	0.0075
13D04197	3.4 %	0.0125652 ± 0.0001825	0.00335229 ± 0.00002276	0.0087
13D04199	3.6 %	0.0135499 ± 0.0001736	0.00336271 ± 0.00002328	0.0091
13D04200	3.8 %	0.0160076 ± 0.0001559	0.00332684 ± 0.00002159	0.0100
13D04201	4.0 % ✓	0.0242016 ± 0.0001106	0.00324303 ± 0.00002040	0.0105
13D04203	4.5 % ✓	0.0285354 ± 0.0001017	0.00319893 ± 0.00002016	0.0111
13D04204	5.2 % ✓	0.0338544 ± 0.0001073	0.00317459 ± 0.00001980	0.0126
13D04205	6.1 % ✓	0.0430767 ± 0.0001029	0.00311985 ± 0.00001953	0.0104
13D04207	7.3 % ✓	0.0518163 ± 0.0000940	0.00304867 ± 0.00001920	0.0081
13D04208	8.5 % ✓	0.0539131 ± 0.0000989	0.00302502 ± 0.00001884	0.0093
13D04209	9.7 % ✓	0.0604310 ± 0.0001178	0.00298349 ± 0.00001919	0.0129
13D04211	11.0 %	0.0337509 ± 0.0000737	0.00311580 ± 0.00001866	0.0062
13D04212	12.4 % ✓	0.0898560 ± 0.0002495	0.00278651 ± 0.00002212	0.0448
13D04213	14.0 % ✓	0.0810854 ± 0.0003437	0.00284101 ± 0.00002549	0.0623
13D04215	15.8 %	0.0313716 ± 0.0001880	0.00313778 ± 0.00002196	0.0197
13D04216	18.0 %	0.0173750 ± 0.0001887	0.00319168 ± 0.00002251	0.0119
13D04217	20.5 %	0.0157706 ± 0.0002736	0.00319012 ± 0.00002448	0.0142
13D04219	23.0 %	0.0277108 ± 0.0010920	0.00311018 ± 0.00004820	0.0485

Results	40(a)/36(a) ± 2σ	40(r)/39(k) ± 2σ	Age ± 2σ (Ma)	MSWD
Inverse Isochron	293.47 ± 1.58 ± 0.54%	2.04133 ± 0.09026 ± 4.42%	6.57 ± 0.29 ± 4.42% Full External Error ± 0.33 Analytical Error ± 0.29	0.53 82%
Statistics	2σ Confidence Limit Error Magnification Number of Data Points Spreading Factor	2.07 1.0000 9 13.4%	Convergence Number of Iterations Calculated Line	0.0005083807 2 Weighted York-2

Degassing Patterns		36Ar(a) [fA]	%1σ	36Ar(c) [fA]	%1σ	36Ar(ca) [fA]	%1σ	36Ar(cl) [fA]	%1σ	37Ar(ca) [fA]	%1σ	38Ar(a) [fA]	%1σ	38Ar(c) [fA]	%1σ	38Ar(k) [fA]	%1σ	38Ar(ca) [fA]	%1σ	38Ar(cl) [fA]	%1σ	39Ar(k) [fA]	%1σ	39Ar(ca) [fA]	%1σ	40Ar(r) [fA]	%1σ	40Ar(a) [fA]	%1σ	40Ar(c) [fA]	%1σ	40Ar(k) [fA]	%1σ
13D04189	1.6 %	0.935405	0.36	0.0000000	0.00	0.0045077	4.31	0.0000155	61.07	16.927	4.31	0.1748271	0.36	0.0000000	0.00	0.0094353	4.68	0.0012154	13.52	0.0673429	61.07	0.78425	4.67	0.0114359	4.51	0.97835	101.97	276.412	0.36	0.0000000	0.00	0.0029982	5.38
13D04191	2.0 %	5.492428	0.28	0.0000000	0.00	0.0139738	1.42	0.0000000	0.00	52.474	1.42	1.0265347	0.28	0.0000000	0.00	0.0279240	1.52	0.0037676	12.90	0.0000000	0.00	2.32101	1.51	0.0354513	1.94	3.80758	119.18	1623.012	0.28	0.0000000	0.00	0.0088732	3.06
13D04192	2.4 %	1.371576	0.32	0.0000000	0.00	0.0180405	1.18	0.0000000	#####	67.745	1.17	0.2563475	0.32	0.0000000	0.00	0.0361556	1.24	0.0048641	12.87	0.0001115	#####	3.00521	1.23	0.0457685	1.76	2.55409	51.68	405.301	0.32	0.0000000	0.00	0.0114889	2.93
13D04193	2.8 %	3.693403	0.28	0.0000000	0.00	0.0250007	0.91	0.0000000	0.00	93.882	0.90	0.6902971	0.28	0.0000000	0.00	0.0493989	0.90	0.0067407	12.85	0.0000000	0.00	4.10597	0.88	0.0634264	1.60	1.39785	222.44	1091.401	0.28	0.0000000	0.00	0.0156971	2.80
13D04195	3.0 %	1.806862	0.30	0.0000000	0.00	0.0341433	0.76	0.0000000	0.00	128.214	0.75	0.3377025	0.30	0.0000000	0.00	0.0669033	0.66	0.0092057	12.84	0.0000000	0.00	5.56091	0.64	0.0866212	1.52	1.44158	113.60	533.928	0.30	0.0000000	0.00	0.0212594	2.74
13D04196	3.2 %	1.876555	0.32	0.0000000	0.00	0.0496176	0.61	0.0000000	0.00	186.322	0.59	0.3507282	0.32	0.0000000	0.00	0.0965678	0.48	0.0133779	12.83	0.0000000	0.00	8.02658	0.45	0.1258793	1.45	3.57795	49.91	554.522	0.32	0.0000000	0.00	0.0306856	2.70
13D04197	3.4 %	1.307592	0.34	0.0000000	0.00	0.0305046	0.78	0.0000000	0.00	114.550	0.77	0.2443890	0.34	0.0000000	0.00	0.0589660	0.74	0.0082247	12.84	0.0000000	0.00	4.90118	0.72	0.0773897	1.53	3.66553	35.79	386.393	0.34	0.0000000	0.00	0.0187372	2.76
13D04199	3.6 %	1.355462	0.34	0.0000000	0.00	0.0336647	0.76	0.0000000	0.00	126.416	0.74	0.2533359	0.34	0.0000000	0.00	0.0657108	0.66	0.0090767	12.84	0.0000000	0.00	5.46179	0.64	0.0854069	1.51	2.54733	54.43	400.539	0.34	0.0000000	0.00	0.0208804	2.74
13D04200	3.8 %	1.526847	0.32	0.0000000	0.00	0.0456470	0.65	0.0000077	124.32	171.412	0.63	0.2853677	0.32	0.0000000	0.00	0.0883878	0.51	0.0123074	12.84	0.0333668	124.32	7.34667	0.49	0.1158060	1.46	7.76474	18.86	451.183	0.32	0.0000000	0.00	0.0280863	2.70
13D04201	4.0 %	✓ 2.199642	0.31	0.0000000	0.00	0.1001841	0.51	0.0000000	0.00	376.208	0.49	0.4111132	0.31	0.0000000	0.00	0.1974909	0.28	0.0270117	12.83	0.0000000	0.00	16.41517	0.23	0.2541658	1.41	28.27309	7.23	649.994	0.31	0.0000000	0.00	0.0627552	2.67
13D04203	4.5 %	✓ 2.385076	0.31	0.0000000	0.00	0.1307067	0.49	0.0000000	0.00	490.825	0.47	0.4457707	0.31	0.0000000	0.00	0.2559666	0.24	0.0352412	12.83	0.0000000	0.00	21.27559	0.18	0.3316013	1.40	40.79538	5.44	704.790	0.31	0.0000000	0.00	0.0813366	2.67
13D04204	5.2 %	✓ 2.377978	0.31	0.0000000	0.00	0.1554269	0.49	0.0000000	0.00	583.653	0.46	0.4444441	0.31	0.0000000	0.00	0.3050969	0.22	0.0419063	12.83	0.0000000	0.00	25.35923	0.16	0.3943162	1.40	46.37440	4.73	702.693	0.31	0.0000000	0.00	0.0969483	2.66
13D04205	6.1 %	✓ 2.991201	0.31	0.0000000	0.00	0.2529289	0.47	0.0000000	0.00	949.789	0.45	0.5590554	0.31	0.0000000	0.00	0.4968856	0.20	0.0681949	12.83	0.0000000	0.00	41.30044	0.12	0.6416776	1.39	74.86564	3.70	883.900	0.31	0.0000000	0.00	0.1578916	2.66
13D04207	7.3 %	✓ 3.825829	0.31	0.0000000	0.00	0.3967022	0.47	0.0000000	0.00	1489.681	0.45	0.7150474	0.31	0.0000000	0.00	0.7823163	0.18	0.1069591	12.83	0.0000000	0.00	65.02504	0.09	1.0064288	1.39	124.38313	2.86	1130.532	0.31	0.0000000	0.00	0.2485907	2.66
13D04208	8.5 %	✓ 3.667628	0.31	0.0000000	0.00	0.3951627	0.47	0.0000000	0.00	1483.900	0.45	0.6854796	0.31	0.0000000	0.00	0.7864177	0.18	0.1065440	12.83	0.0000000	0.00	65.36595	0.09	1.0025231	1.39	128.64868	2.62	1083.784	0.31	0.0000000	0.00	0.2498940	2.66
13D04209	9.7 %	✓ 2.808403	0.32	0.0000000	0.00	0.3421647	0.47	0.0000000	0.00	1284.884	0.45	0.5248905	0.32	0.0000000	0.00	0.6843770	0.19	0.0922547	12.83	0.0000000	0.00	56.88447	0.10	0.8680680	1.39	111.43032	2.40	829.883	0.32	0.0000000	0.00	0.2174693	2.66
13D04211	11.0 %	4.280469	0.30	0.0000000	0.00	0.2776121	0.47	0.0000047	196.67	1042.479	0.45	0.8000197	0.30	0.0000000	0.00	0.5578394	0.19	0.0748500	12.83	0.0203849	196.68	46.36683	0.11	0.7042986	1.39	108.91605	3.48	1264.879	0.30	0.0000000	0.00	0.1772604	2.66
13D04212	12.4 %	✓ 1.010793	0.39	0.0000000	0.00	0.1928460	0.48	0.0000167	55.08	724.168	0.45	0.1889172	0.39	0.0000000	0.00	0.3921485	0.21	0.0519953	12.83	0.0727393	55.08	32.59484	0.13	0.4892480	1.40	64.05606	1.86	298.689	0.39	0.0000000	0.00	0.1246101	2.66
13D04213	14.0 %	✓ 0.661673	0.44	0.0000000	0.00	0.1091276	0.51	0.0000086	107.39	409.792	0.48	0.1236667	0.44	0.0000000	0.00	0.2272037	0.25	0.0294231	12.83	0.0375820	107.40	18.88486	0.20	0.2768554	1.41	37.37642	2.36	195.524	0.44	0.0000000	0.00	0.0721968	2.67
13D04215	15.8 %	1.253844	0.35	0.0000000	0.00	0.0722959	0.54	0.0000141	65.72	271.483	0.52	0.2343434	0.35	0.0000000	0.00	0.1508203	0.34	0.0194925	12.83	0.0612275	65.73	12.53598	0.30	0.1834139	1.42	29.08549	4.46	370.511	0.35	0.0000000	0.00	0.0479250	2.68
13D04216	18.0 %	1.220665	0.35	0.0000000	0.00	0.0381861	0.72	0.0000227	43.38	143.395	0.71	0.2281422	0.35	0.0000000	0.00	0.0799473	0.56	0.0102958	12.84	0.0984905	43.39	6.64511	0.54	0.0968776	1.50	21.74601	5.85	360.706	0.35	0.0000000	0.00	0.0254043	2.71
13D04217	20.5 %	0.828703	0.38	0.0000000	0.00	0.0233666	0.99	0.0000220	40.25	87.746	0.98	0.1548845	0.38	0.0000000	0.00	0.0492880	0.88	0.0063001	12.86	0.0957629	40.26	4.09675	0.86	0.0592809	1.64	14.89024	6.32	244.882	0.38	0.0000000	0.00	0.0156619	2.80
13D04219	23.0 %	0.201516	0.73	0.0000000	0.00	0.0100985	2.00	0.0000127	73.34	37.922	2.00	0.0376634	0.73	0.0000000	0.00	0.0216010	1.96	0.0027228	12.97	0.0550739	73.34	1.79545	1.95	0.0256199	2.39	5.24435	8.90	59.548	0.73	0.0000000	0.00	0.0068640	3.30
Σ		49.079549	0.07	0.0000000	0.00	2.7519086	0.15	0.0001246	23.71	10333.866	0.14	9.1729677	0.07	0.0000000	0.00	5.4868490	0.06	0.7419716	3.87	0.5420822	23.72	456.05926	0.04	6.9815600	0.42	855.82892	1.27	14503.007	0.07	0.0000000	0.00	1.7435146	0.80
Σ								51.831582	0.07	10333.866	0.14									15.943871	0.83			463.04082	0.04							15360.579	0.10

Additional Parameters		40Ar/39Ar	1σ	37Ar/39Ar	1σ	36Ar/39Ar	1σ	Time (days)	37Ar (decay)	39Ar (decay)	40Ar (moles)
13D04189	1.6 %	348.621607	16.061191	21.273444	1.341942	1.181279	0.054576	141.394	16.367167	1.00099905	1.331E-11
13D04191	2.0 %	690.370376	10.288989	22.268063	0.457712	2.336728	0.035428	141.411	16.372781	1.00099918	7.809E-11
13D04192	2.4 %	132.009583	1.596227	22.204362	0.373180	0.455466	0.005691	141.419	16.375476	1.00099924	1.933E-11
13D04193	2.8 %	262.103843	2.276973	22.516844	0.281855	0.891833	0.008145	141.428	16.378396	1.00099930	5.246E-11
13D04195	3.0 %	94.290256	0.598825	22.702603	0.222600	0.325984	0.002285	141.445	16.383789	1.00099942	2.556E-11
13D04196	3.2 %	68.461634	0.302364	22.854719	0.168072	0.236269	0.001275	141.454	16.386711	1.00099948	2.679E-11
13D04197	3.4 %	78.351442	0.559817	23.008562	0.241157	0.268772	0.002110	141.463	16.389408	1.00099954	1.872E-11
13D04199	3.6 %	72.668597	0.457974	22.789218	0.221681	0.250419	0.001783	141.480	16.395029	1.00099966	1.935E-11
13D04200	3.8 %	61.504506	0.294467	22.969851	0.181682	0.210721	0.001201	141.488	16.397728	1.00099972	2.203E-11
13D04201	4.0 %	✓ 40.693290	0.091165	22.568835	0.121433	0.137967	0.000514	141.497	16.400652	1.00099979	3.256E-11
13D04203	4.5 %	✓ 34.510120	0.060145	22.715815	0.113554	0.116433	0.000400	141.516	16.406728	1.00099992	3.579E-11
13D04204	5.2 %	✓ 29.089734	0.044984	22.663024	0.110451	0.098371	0.000323	141.525	16.409653	1.00099998	3.596E-11
13D04205	6.1 %	✓ 22.863017	0.026468	22.645237	0.105229	0.077348	0.000238	141.533	16.412355	1.00100004	4.603E-11
13D04207	7.3 %	✓ 19.008576	0.016498	22.560175	0.102585	0.063947	0.000188	141.551	16.417984	1.00100016	6.025E-11
13D04208	8.5 %	✓ 18.271968	0.016061	22.358514	0.101659	0.061216	0.000178	141.559	16.420686	1.00100022	5.821E-11
13D04209	9.7 %	✓ 16.302849	0.015284	22.248105	0.101577	0.054553	0.000161	141.568	16.423615	1.00100029	4.519E-11
13D04211	11.0 %	29.189270	0.030812	22.146878	0.102141	0.096834	0.000289	141.585	16.429248	1.00100041	6.595E-11
13D04212	12.4 %	✓ 10.968114	0.014859	21.888713	0.103341	0.036382	0.000126	141.594	16.431952	1.00100047	1.742E-11
13D04213	14.0 %	✓ 12.158252	0.025326	21.385976	0.111324	0.040227	0.000169	141.602	16.434657	1.00100053	1.118E-11
13D04215	15.8 %	31.420079	0.092577	21.344026	0.127495	0.104262	0.000456	141.619	16.440294	1.00100065	1.918E-11
13D04216	18.0 %	56.730724	0.303375	21.268947	0.188344	0.186721	0.001178	141.628	16.443225	1.00100071	1.836E-11
13D04217	20.5 %	62.508625	0.534252	21.112847	0.274262	0.205025	0.001901	141.637	16.445932	1.00100077	1.247E-11
13D04219	23.0 %	35.583139	0.691346	20.823864	0.577386	0.116211	0.002373	141.654	16.451573	1.00100089	3.110E-12

Procedure Blanks		36Ar ± 1σ (SE) [fA]	37Ar ± 1σ (SE) [fA]	38Ar ± 1σ (SE) [fA]	39Ar ± 1σ (SE) [fA]	40Ar ± 1σ (SE) [fA]
13D04189	1.6 %	0.0107208 ± 0.0004843	0.0087847 ± 0.0311585	0.0303042 ± 0.0281197	0.0192928 ± 0.0243464	3.1261306 ± 0.1737054
13D04191	2.0 %	0.0105272 ± 0.0004843	0.0258128 ± 0.0311585	0.0103529 ± 0.0281197	0.0330612 ± 0.0243464	3.1846836 ± 0.1737054
13D04192	2.4 %	0.0104913 ± 0.0004843	0.0320191 ± 0.0311585	0.0036819 ± 0.0281197	0.0377440 ± 0.0243464	3.1858175 ± 0.1737054
13D04193	2.8 %	0.0104817 ± 0.0004843	0.0373433 ± 0.0311585	0.0016410 ± 0.0281197	0.0416871 ± 0.0243464	3.1719525 ± 0.1737054
13D04195	3.0 %	0.0105157 ± 0.0004843	0.0435057 ± 0.0311585	0.0068420 ± 0.0281197	0.0465421 ± 0.0243464	3.1162620 ± 0.1737054
13D04196	3.2 %	0.0105485 ± 0.0004843	0.0449658 ± 0.0311585	0.0074627 ± 0.0281197	0.0481844 ± 0.0243464	3.0753530 ± 0.1737054
13D04197	3.4 %	0.0105804 ± 0.0004843	0.0452220 ± 0.0311585	0.0068490 ± 0.0281197	0.0492592 ± 0.0243464	3.0339184 ± 0.1737054
13D04199	3.6 %	0.0106345 ± 0.0004843	0.0426911 ± 0.0311585	0.0024667 ± 0.0281197	0.0505952 ± 0.0243464	2.9444152 ± 0.1737054
13D04200	3.8 %	0.0106480 ± 0.0004843	0.0401666 ± 0.0311585	0.0008738 ± 0.0281197	0.0509817 ± 0.0243464	2.9032112 ± 0.1737054
13D04201	4.0 %	0.0106500 ± 0.0004843	0.0366083 ± 0.0311585	0.0052159 ± 0.0281197	0.0513202 ± 0.0243464	2.8619056 ± 0.1737054
13D04203	4.5 %	0.0106059 ± 0.0004843	0.0270134 ± 0.0311585	0.0160338 ± 0.0281197	0.0520074 ± 0.0243464	2.7925092 ± 0.1737054
13D04204	5.2 %	0.0105609 ± 0.0004843	0.0216193 ± 0.0311585	0.0218242 ± 0.0281197	0.0524055 ± 0.0243464	2.7688746 ± 0.1737054
13D04205	6.1 %	0.0105067 ± 0.0004843	0.0163709 ± 0.0311585	0.0273499 ± 0.0281197	0.0528265 ± 0.0243464	2.7533565 ± 0.1737054
13D04207	7.3 %	0.0103628 ± 0.0004843	0.0051845 ± 0.0311585	0.0389827 ± 0.0281197	0.0538176 ± 0.0243464	2.7409552 ± 0.1737054
13D04208	8.5 %	0.0102845 ± 0.0004843	0.0000140 ± 0.0311585	0.0444275 ± 0.0281197	0.0542871 ± 0.0243464	2.7442608 ± 0.1737054
13D04209	9.7 %	0.0101985 ± 0.0004843	0.0052877 ± 0.0311585	0.0500836 ± 0.0281197	0.0547189 ± 0.0243464	2.7539819 ± 0.1737054
13D04211	11.0 %	0.0100508 ± 0.0004843	0.0136500 ± 0.0311585	0.0598627 ± 0.0281197	0.0550159 ± 0.0243464	2.7873201 ± 0.1737054
13D04212	12.4 %	0.0100000 ± 0.0004843	0.0164694 ± 0.0311585	0.0638703 ± 0.0281197	0.0547282 ± 0.0243464	2.8080656 ± 0.1737054
13D04213	14.0 %	0.0099710 ± 0.0004843	0.0182705 ± 0.0311585	0.0673281 ± 0.0281197	0.0540227 ± 0.0243464	2.8301984 ± 0.1737054
13D04215	15.8 %	0.0100128 ± 0.0004843	0.0179207 ± 0.0311585	0.0724512 ± 0.0281197	0.0506748 ± 0.0243464	2.8739806 ± 0.1737054
13D04216	18.0 %	0.0101089 ± 0.0004843	0.0150724 ± 0.0311585	0.0738419 ± 0.0281197	0.0475974 ± 0.0243464	2.8911878 ± 0.1737054
13D04217	20.5 %	0.0102563 ± 0.0004843	0.0105214 ± 0.0311585	0.0742599 ± 0.0281197	0.0437177 ± 0.0243464	2.9006978 ± 0.1737054
13D04219	23.0 %	0.0107894 ± 0.0004843	0.0058690 ± 0.0311585	0.0721977 ± 0.0281197	0.0316357 ± 0.0243464	2.8902125 ± 0.1737054

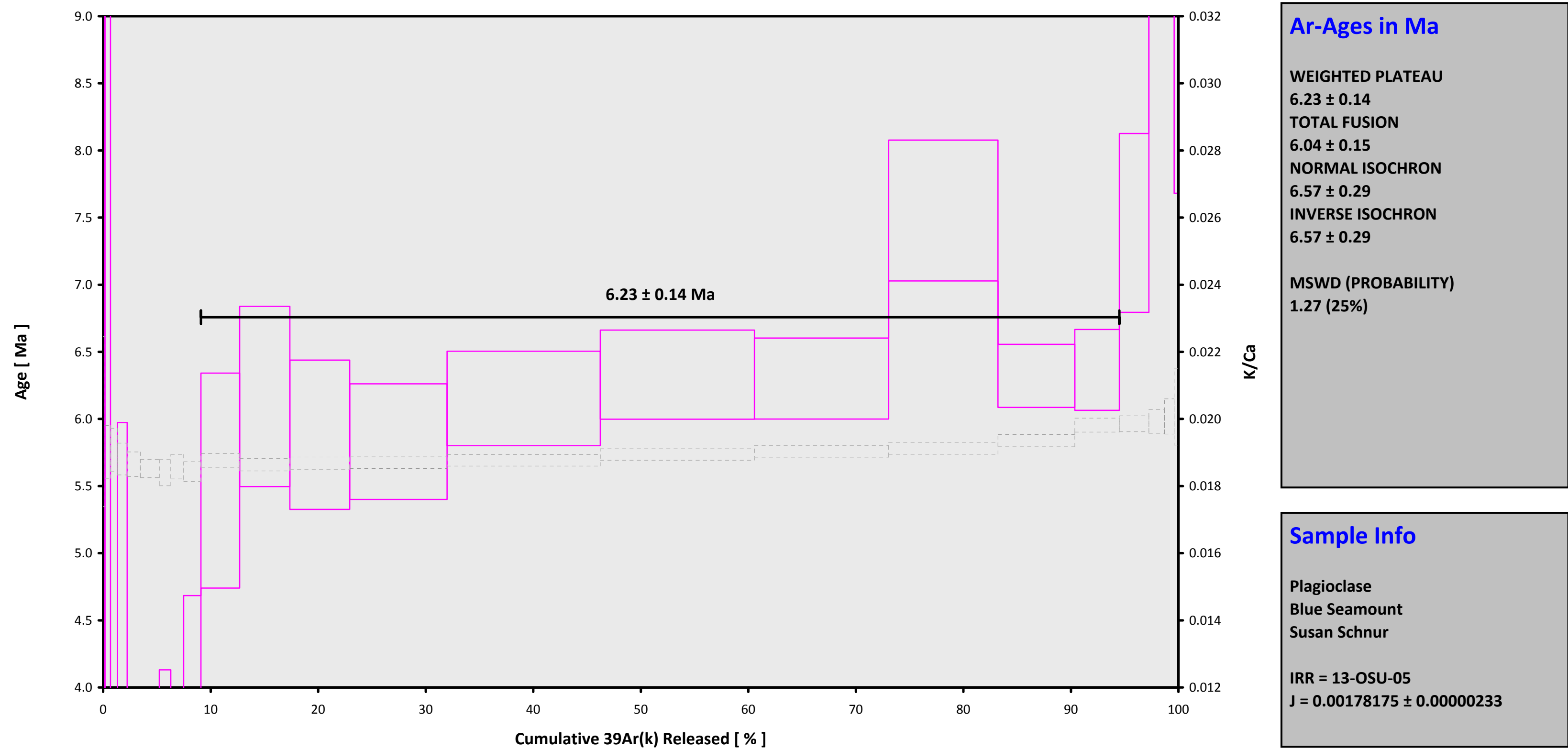
Intercept Values		36Ar ± 1σ (SE) [fA]	r2	Regression (type,n)	37Ar ± 1σ (SE) [fA]	r2	Regression (type,n)	38Ar ± 1σ (SE) [fA]	r2	Regression (type,n)	39Ar ± 1σ (SE) [fA]	r2	Regression (type,n)	40Ar ± 1σ (SE) [fA]	r2	Regression (type,n)
13D04189	1.6 %	0.9256823 ± 0.0021765	0.8894	EXP 150 of 150	1.0244071 ± 0.0304057	0.0847	EXP 150 of 150	0.2194844 ± 0.0293064	0.0357	EXP 150 of 150	0.8094266 ± 0.0270526	0.0416	EXP 150 of 150	281.125546 ± 0.047659	0.9992	EXP 150 of 150
13D04191	2.0 %	5.3706676 ± 0.0059997	0.9761	EXP 150 of 150	3.1731685 ± 0.0286377	0.2698	EXP 150 of 150	1.0104303 ± 0.0296625	0.0140	EXP 150 of 150	2.3730749 ± 0.0249251	0.1483	EXP 149 of 150	1633.567368 ± 0.101386	0.9999	EXP 150 of 150
13D04192	2.4 %	1.3631965 ± 0.0025243	0.9337	EXP 150 of 150	4.0946674 ± 0.0309512	0.2678	EXP 150 of 150	0.2902291 ± 0.0296178	0.0000	EXP 150 of 150	3.0674286 ± 0.0272733	0.3558	EXP 150 of 150	406.823677 ± 0.058312	0.9995	EXP 150 of 150
13D04193	2.8 %	3.6301175 ± 0.0043663	0.9738	EXP 150 of 150	5.6663946 ± 0.0313481	0.4595	EXP 150 of 150	0.7305831 ± 0.0301697	0.0075	EXP 149 of 150	4.1819851 ± 0.0263384	0.5012	EXP 149 of 150	1098.373465 ± 0.082195	0.9999	EXP 150 of 150
13D04195	3.0 %	1.8026203 ± 0.0027503	0.9538	EXP 149 of 150	7.7285481 ± 0.0342690	0.5688	EXP 150 of 150	0.3721592 ± 0.0291995	0.0019	EXP 150 of 150	5.6546640 ± 0.0256862	0.6404	EXP 150 of 150	536.786964 ± 0.057455	0.9997	EXP 150 of 150
13D04196	3.2 %	1.8855584 ± 0.0033258	0.9447	EXP 150 of 150	11.2109984 ± 0.0301571	0.8236	EXP 150 of 150	0.4570805 ± 0.0278242	0.0181	EXP 150 of 150	8.1437508 ± 0.0255513	0.7973	EXP 150 of 150	562.425342 ± 0.061994	0.9997	EXP 150 of 150
13D04197	3.4 %	1.3131346 ± 0.0026464	0.9257	EXP 150 of 150	6.9088939 ± 0.0297653	0.6536	EXP 150 of 150	0.2688765 ± 0.0279018	0.0042	EXP 150 of 150	4.9930800 ± 0.0253019	0.6073	EXP 150 of 150	393.963810 ± 0.051156	0.9996	EXP 150 of 150
13D04199	3.6 %	1.3628634 ± 0.0028843	0.9185	EXP 150 of 150	7.6148062 ± 0.0326280	0.6254	EXP 150 of 150	0.3019776 ± 0.0296050	0.0077	EXP 150 of 150	5.5590824 ± 0.0243806	0.6942	EXP 150 of 150	406.932289 ± 0.053837	0.9996	EXP 150 of 150
13D04200	3.8 %	1.5413809 ± 0.0027130	0.9408	EXP 150 of 150	10.3057524 ± 0.0340063	0.7437	EXP 150 of 150	0.4135255 ± 0.0297494	0.0466	EXP 150 of 150	7.4613806 ± 0.0252167	0.7866	EXP 150 of 150	462.881946 ± 0.056055	0.9996	EXP 150 of 150
13D04201	4.0 %	2.2493886 ± 0.0034576	0.9567	EXP 150 of 150	22.5630441 ± 0.0354849	0.9251	EXP 149 of 150	0.6118660 ± 0.0278711	0.0333	EXP 150 of 150	16.6043225 ± 0.0255861	0.9485	EXP 150 of 150	682.673935 ± 0.067730	0.9998	EXP 150 of 150
13D04203	4.5 %	2.4595642 ± 0.0036805	0.9580	EXP 150 of 150	29.4055868 ± 0.0331423	0.9618	EXP 150 of 150	0.6244530 ± 0.0262984	0.0038	EXP 150 of 150	21.5083953 ± 0.0244284	0.9710	EXP 150 of 150	750.088061 ± 0.068317	0.9998	EXP 150 of 150
13D04204	5.2 %	2.4766736 ± 0.0033840	0.9635	EXP 150 of 150	34.9502578 ± 0.0350797	0.9695	EXP 150 of 150	0.7026994 ± 0.0290672	0.0063	EXP 150 of 150	25.6262154 ± 0.0259762	0.9761	EXP 150 of 150	753.569325 ± 0.069284	0.9998	EXP 150 of 150
13D04205	6.1 %	3.1684657 ± 0.0040370	0.9702	EXP 150 of 150	56.8469978 ± 0.0346244	0.9884	EXP 150 of 150	1.0469906 ± 0.0256834	0.0797	EXP 150 of 150	41.7022198 ± 0.0313978	0.9877	EXP 150 of 150	963.771503 ± 0.075977	0.9999	EXP 150 of 150
13D04207	7.3 %	4.1207353 ± 0.0048878	0.9740	EXP 150 of 150	89.1097021 ± 0.0398601	0.9938	EXP 150 of 150	1.4801310 ± 0.0302442	0.0551	EXP 150 of 150	65.6244289 ± 0.0294026	0.9956	EXP 150 of 150	1260.647122 ± 0.080349	0.9999	EXP 150 of 150
13D04208	8.5 %	3.9651592 ± 0.0042523	0.9787	EXP 150 of 150	88.7440986 ± 0.0374099	0.9946	EXP 150 of 150	1.5064060 ± 0.0295542	0.1700	EXP 150 of 150	65.9595440 ± 0.0307953	0.9952	EXP 150 of 150	1218.076014 ± 0.095327	0.9999	EXP 150 of 150
13D04209	9.7 %	3.0770809 ± 0.0036240	0.9750	EXP 149 of 150	76.8230535 ± 0.0355529	0.9933	EXP 150 of 150	1.2318627 ± 0.0294010	0.0815	EXP 150 of 150	57.4041727 ± 0.0296348	0.9942	EXP 150 of 150	946.341674 ± 0.076533	0.9998	EXP 150 of 150
13D04211	11.0 %	4.4470651 ± 0.0050479	0.9757	EXP 150 of 150	62.2989123 ± 0.0338089	0.9910	EXP 150 of 150	1.3758038 ± 0.0260414	0.1180	EXP 150 of 150	46.7976104 ± 0.0306992	0.9903	EXP 150 of 150	1379.760820 ± 0.092388	0.9999	EXP 150 of 150
13D04212	12.4 %	1.1816844 ± 0.0022448	0.9334	EXP 150 of 150	43.2624441 ± 0.0320613	0.9836	EXP 150 of 150	0.6334650 ± 0.0270190	0.0671	EXP 150 of 150	32.9079002 ± 0.0264549	0.9858	EXP 149 of 150	366.470810 ± 0.049072	0.9995	EXP 150 of 150
13D04213	14.0 %	0.7603058 ± 0.0019798	0.8618	EXP 150 of 150	24.4683510 ± 0.0354445	0.9346	EXP 150 of 150	0.3455355 ± 0.0280073	0.0028	EXP 150 of 150	19.0819919 ± 0.0249436	0.9599	EXP 150 of 150	236.312076 ± 0.045855	0.9988	EXP 150 of 150
13D04215	15.8 %	1.3009412 ± 0.0025934	0.9276	EXP 150 of 150	16.1986550 ± 0.0319188	0.8826	EXP 150 of 150	0.3878450 ± 0.0279649	0.0209	EXP 150 of 150	12.6812850 ± 0.0263984	0.8976	EXP 149 of 150	403.391246 ± 0.054287	0.9995	EXP 150 of 150
13D04216	18.0 %	1.2355440 ± 0.0026762	0.9147	EXP 150 of 150	8.5488551 ± 0.0354842	0.6644	EXP 150 of 150	0.3380341 ± 0.0314262	0.0130	EXP 150 of 150	6.7425255 ± 0.0257157	0.7230	EXP 150 of 150	386.204501 ± 0.057268	0.9994	EXP 150 of 150
13D04217	20.5 %	0.8397143 ± 0.0021254	0.8744	EXP 150 of 150	5.2290140 ± 0.0336161	0.4477	EXP 150 of 150	0.2283027 ± 0.0256433	0.0351	EXP 150 of 150	4.1707357 ± 0.0252333	0.4927	EXP 149 of 150	263.255743 ± 0.043475	0.9992	EXP 150 of 150
13D04219	23.0 %	0.2167958 ± 0.0012149	0.4688	EXP 150 of 150	2.2695028 ± 0.0311680	0.1371	EXP 150 of 150	0.0434595 ± 0.0283008	0.0039	EXP 150 of 150	1.8399925 ± 0.0248238	0.1541	EXP 150 of 150	67.831085 ± 0.032066	0.9802	EXP 150 of 150

Project Info		Analyst	Irradiation	X-pos	Y-pos	Z/H-pos	Project	Experiment	Nmb
13D04189	1.6 %	Susan Schnur	13-OSU-05			5.69	Walvis Ridge\MV1203 (13-INT-04)	13D04188	01
13D04191	2.0 %	Susan Schnur	13-OSU-05			5.69	Walvis Ridge\MV1203 (13-INT-04)	13D04188	01
13D04192	2.4 %	Susan Schnur	13-OSU-05			5.69	Walvis Ridge\MV1203 (13-INT-04)	13D04188	01
13D04193	2.8 %	Susan Schnur	13-OSU-05			5.69	Walvis Ridge\MV1203 (13-INT-04)	13D04188	01
13D04195	3.0 %	Susan Schnur	13-OSU-05			5.69	Walvis Ridge\MV1203 (13-INT-04)	13D04188	01
13D04196	3.2 %	Susan Schnur	13-OSU-05			5.69	Walvis Ridge\MV1203 (13-INT-04)	13D04188	01
13D04197	3.4 %	Susan Schnur	13-OSU-05			5.69	Walvis Ridge\MV1203 (13-INT-04)	13D04188	01
13D04199	3.6 %	Susan Schnur	13-OSU-05			5.69	Walvis Ridge\MV1203 (13-INT-04)	13D04188	01
13D04200	3.8 %	Susan Schnur	13-OSU-05			5.69	Walvis Ridge\MV1203 (13-INT-04)	13D04188	01
13D04201	4.0 %	Susan Schnur	13-OSU-05			5.69	Walvis Ridge\MV1203 (13-INT-04)	13D04188	01
13D04203	4.5 %	Susan Schnur	13-OSU-05			5.69	Walvis Ridge\MV1203 (13-INT-04)	13D04188	01
13D04204	5.2 %	Susan Schnur	13-OSU-05			5.69	Walvis Ridge\MV1203 (13-INT-04)	13D04188	01
13D04205	6.1 %	Susan Schnur	13-OSU-05			5.69	Walvis Ridge\MV1203 (13-INT-04)	13D04188	01
13D04207	7.3 %	Susan Schnur	13-OSU-05			5.69	Walvis Ridge\MV1203 (13-INT-04)	13D04188	01
13D04208	8.5 %	Susan Schnur	13-OSU-05			5.69	Walvis Ridge\MV1203 (13-INT-04)	13D04188	01
13D04209	9.7 %	Susan Schnur	13-OSU-05			5.69	Walvis Ridge\MV1203 (13-INT-04)	13D04188	01
13D04211	11.0 %	Susan Schnur	13-OSU-05			5.69	Walvis Ridge\MV1203 (13-INT-04)	13D04188	01
13D04212	12.4 %	Susan Schnur	13-OSU-05			5.69	Walvis Ridge\MV1203 (13-INT-04)	13D04188	01
13D04213	14.0 %	Susan Schnur	13-OSU-05			5.69	Walvis Ridge\MV1203 (13-INT-04)	13D04188	01
13D04215	15.8 %	Susan Schnur	13-OSU-05			5.69	Walvis Ridge\MV1203 (13-INT-04)	13D04188	01
13D04216	18.0 %	Susan Schnur	13-OSU-05			5.69	Walvis Ridge\MV1203 (13-INT-04)	13D04188	01
13D04217	20.5 %	Susan Schnur	13-OSU-05			5.69	Walvis Ridge\MV1203 (13-INT-04)	13D04188	01
13D04219	23.0 %	Susan Schnur	13-OSU-05			5.69	Walvis Ridge\MV1203 (13-INT-04)	13D04188	01

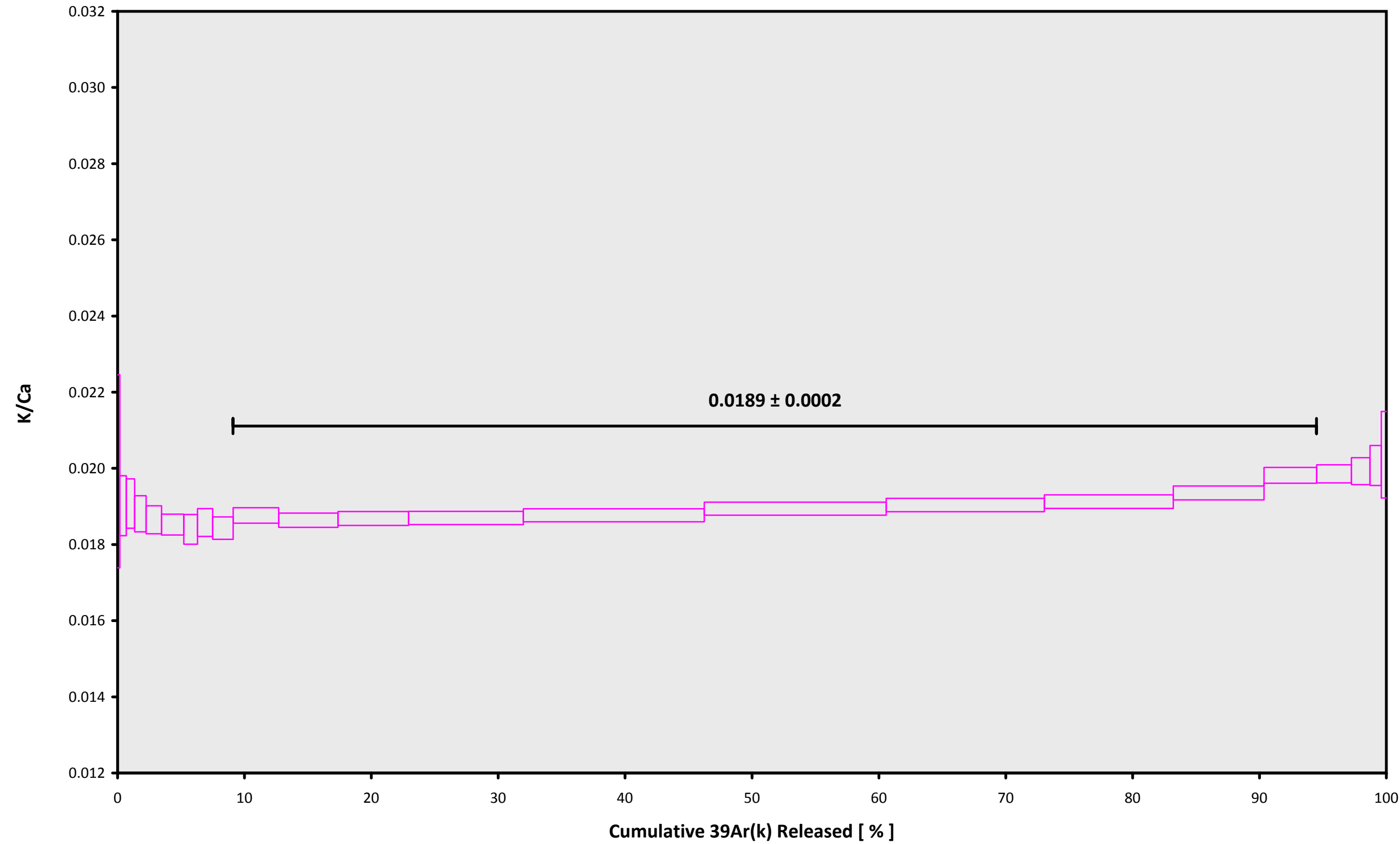
Sample Parameters	Sample	Material	Location	Standard Name	Standard (in Ma)	%1σ	Standard Reference	Standard 40Ar/39Ar	%1σ	J	%1σ	Air 40Ar/36Ar	%1σ	MDF (lin)	%1σ	Volume Ratio	Sensitivity (mol/volt)	Day	Month	Year	Hour	Min	Resist	
13D04189	1.6 %	MV1203-D44-07 (106-212)	Plagioclase	Blue Seamount	FCT-NM	28.201	0.082	Kuiper et al (2008)	8.82132	0.131	0.00178175	0.131	302.754	0.094	0.99400225	0.063	1	4.8E-14	10	NOV	2013	7	3	1
13D04191	2.0 %	MV1203-D44-07 (106-212)	Plagioclase	Blue Seamount	FCT-NM	28.201	0.082	Kuiper et al (2008)	8.82132	0.131	0.00178175	0.131	302.754	0.094	0.99400225	0.063	1	4.8E-14	10	NOV	2013	7	28	1
13D04192	2.4 %	MV1203-D44-07 (106-212)	Plagioclase	Blue Seamount	FCT-NM	28.201	0.082	Kuiper et al (2008)	8.82132	0.131	0.00178175	0.131	302.754	0.094	0.99400225	0.063	1	4.8E-14	10	NOV	2013	7	40	1
13D04193	2.8 %	MV1203-D44-07 (106-212)	Plagioclase	Blue Seamount	FCT-NM	28.201	0.082	Kuiper et al (2008)	8.82132	0.131	0.00178175	0.131	302.754	0.094	0.99400225	0.063	1	4.8E-14	10	NOV	2013	7	53	1
13D04195	3.0 %	MV1203-D44-07 (106-212)	Plagioclase	Blue Seamount	FCT-NM	28.201	0.082	Kuiper et al (2008)	8.82132	0.131	0.00178175	0.131	302.754	0.094	0.99400225	0.063	1	4.8E-14	10	NOV	2013	8	17	1
13D04196	3.2 %	MV1203-D44-07 (106-212)	Plagioclase	Blue Seamount	FCT-NM	28.201	0.082	Kuiper et al (2008)	8.82132	0.131	0.00178175	0.131	302.754	0.094	0.99400225	0.063	1	4.8E-14	10	NOV	2013	8	30	1
13D04197	3.4 %	MV1203-D44-07 (106-212)	Plagioclase	Blue Seamount	FCT-NM	28.201	0.082	Kuiper et al (2008)	8.82132	0.131	0.00178175	0.131	302.754	0.094	0.99400225	0.063	1	4.8E-14	10	NOV	2013	8	42	1
13D04199	3.6 %	MV1203-D44-07 (106-212)	Plagioclase	Blue Seamount	FCT-NM	28.201	0.082	Kuiper et al (2008)	8.82132	0.131	0.00178175	0.131	302.754	0.094	0.99400225	0.063	1	4.8E-14	10	NOV	2013	9	7	1
13D04200	3.8 %	MV1203-D44-07 (106-212)	Plagioclase	Blue Seamount	FCT-NM	28.201	0.082	Kuiper et al (2008)	8.82132	0.131	0.00178175	0.131	302.754	0.094	0.99400225	0.063	1	4.8E-14	10	NOV	2013	9	19	1
13D04201	4.0 %	MV1203-D44-07 (106-212)	Plagioclase	Blue Seamount	FCT-NM	28.201	0.082	Kuiper et al (2008)	8.82132	0.131	0.00178175	0.131	302.754	0.094	0.99400225	0.063	1	4.8E-14	10	NOV	2013	9	32	1
13D04203	4.5 %	MV1203-D44-07 (106-212)	Plagioclase	Blue Seamount	FCT-NM	28.201	0.082	Kuiper et al (2008)	8.82132	0.131	0.00178175	0.131	302.754	0.094	0.99400225	0.063	1	4.8E-14	10	NOV	2013	9	59	1
13D04204	5.2 %	MV1203-D44-07 (106-212)	Plagioclase	Blue Seamount	FCT-NM	28.201	0.082	Kuiper et al (2008)	8.82132	0.131	0.00178175	0.131	302.754	0.094	0.99400225	0.063	1	4.8E-14	10	NOV	2013	10	12	1
13D04205	6.1 %	MV1203-D44-07 (106-212)	Plagioclase	Blue Seamount	FCT-NM	28.201	0.082	Kuiper et al (2008)	8.82132	0.131	0.00178175	0.131	302.754	0.094	0.99400225	0.063	1	4.8E-14	10	NOV	2013	10	24	1
13D04207	7.3 %	MV1203-D44-07 (106-212)	Plagioclase	Blue Seamount	FCT-NM	28.201	0.082	Kuiper et al (2008)	8.82132	0.131	0.00178175	0.131	302.754	0.094	0.99400225	0.063	1	4.8E-14	10	NOV	2013	10	49	1
13D04208	8.5 %	MV1203-D44-07 (106-212)	Plagioclase	Blue Seamount	FCT-NM	28.201	0.082	Kuiper et al (2008)	8.82132	0.131	0.00178175	0.131	302.754	0.094	0.99400225	0.063	1	4.8E-14	10	NOV	2013	11	1	1
13D04209	9.7 %	MV1203-D44-07 (106-212)	Plagioclase	Blue Seamount	FCT-NM	28.201	0.082	Kuiper et al (2008)	8.82132	0.131	0.00178175	0.131	302.754	0.094	0.99400225	0.063	1	4.8E-14	10	NOV	2013	11	14	1
13D04211	11.0 %	MV1203-D44-07 (106-212)	Plagioclase	Blue Seamount	FCT-NM	28.201	0.082	Kuiper et al (2008)	8.82132	0.131	0.00178175	0.131	302.754	0.094	0.99400225	0.063	1	4.8E-14	10	NOV	2013	11	39	1
13D04212	12.4 %	MV1203-D44-07 (106-212)	Plagioclase	Blue Seamount	FCT-NM	28.201	0.082	Kuiper et al (2008)	8.82132	0.131	0.00178175	0.131	302.754	0.094	0.99400225	0.063	1	4.8E-14	10	NOV	2013	11	51	1
13D04213	14.0 %	MV1203-D44-07 (106-212)	Plagioclase	Blue Seamount	FCT-NM	28.201	0.082	Kuiper et al (2008)	8.82132	0.131	0.00178175	0.131	302.754	0.094	0.99400225	0.063	1	4.8E-14	10	NOV	2013	12	3	1
13D04215	15.8 %	MV1203-D44-07 (106-212)	Plagioclase	Blue Seamount	FCT-NM	28.201	0.082	Kuiper et al (2008)	8.82132	0.131	0.00178175	0.131	302.754	0.094	0.99400225	0.063	1	4.8E-14	10	NOV	2013	12	28	1
13D04216	18.0 %	MV1203-D44-07 (106-212)	Plagioclase	Blue Seamount	FCT-NM	28.201	0.082	Kuiper et al (2008)	8.82132	0.131	0.00178175	0.131	302.754	0.094	0.99400225	0.063	1	4.8E-14	10	NOV	2013	12	41	1
13D04217	20.5 %	MV1203-D44-07 (106-212)	Plagioclase	Blue Seamount	FCT-NM	28.201	0.082	Kuiper et al (2008)	8.82132	0.131	0.00178175	0.131	302.754	0.094	0.99400225	0.063	1	4.8E-14	10	NOV	2013	12	53	1
13D04219	23.0 %	MV1203-D44-07 (106-212)	Plagioclase	Blue Seamount	FCT-NM	28.201	0.082	Kuiper et al (2008)	8.82132	0.131	0.00178175	0.131	302.754	0.094	0.99400225	0.063	1	4.8E-14	10	NOV	2013	13	18	1

Irradiation Constants		40/36(a)	%1σ	40/36(c)	%1σ	38/36(a)	%1σ	38/36(c)	%1σ	39/37(ca)	%1σ	38/37(ca)	%1σ	36/37(ca)	%1σ	40/39(k)	%1σ	38/39(k)	%1σ	36/38(cl)	%1σ	K/Ca	%1σ	K/Cl	%1σ	Ca/Cl	%1σ
13D04189	1.6 %	295.5	0	0.018	35	0.1869	0	1.493	3	0.0006756	1.32	0.0000718	12.82	0.0002663	0.15	0.003823	2.66	0.012031	0.16	0	0	0.43	0	0	0	0	0
13D04191	2.0 %	295.5	0	0.018	35	0.1869	0	1.493	3	0.0006756	1.32	0.0000718	12.82	0.0002663	0.15	0.003823	2.66	0.012031	0.16	0	0	0.43	0	0	0	0	0
13D04192	2.4 %	295.5	0	0.018	35	0.1869	0	1.493	3	0.0006756	1.32	0.0000718	12.82	0.0002663	0.15	0.003823	2.66	0.012031	0.16	0	0	0.43	0	0	0	0	0
13D04193	2.8 %	295.5	0	0.018	35	0.1869	0	1.493	3	0.0006756	1.32	0.0000718	12.82	0.0002663	0.15	0.003823	2.66	0.012031	0.16	0	0	0.43	0	0	0	0	0
13D04195	3.0 %	295.5	0	0.018	35	0.1869	0	1.493	3	0.0006756	1.32	0.0000718	12.82	0.0002663	0.15	0.003823	2.66	0.012031	0.16	0	0	0.43	0	0	0	0	0
13D04196	3.2 %	295.5	0	0.018	35	0.1869	0	1.493	3	0.0006756	1.32	0.0000718	12.82	0.0002663	0.15	0.003823	2.66	0.012031	0.16	0	0	0.43	0	0	0	0	0
13D04197	3.4 %	295.5	0	0.018	35	0.1869	0	1.493	3	0.0006756	1.32	0.0000718	12.82	0.0002663	0.15	0.003823	2.66	0.012031	0.16	0	0	0.43	0	0	0	0	0
13D04199	3.6 %	295.5	0	0.018	35	0.1869	0	1.493	3	0.0006756	1.32	0.0000718	12.82	0.0002663	0.15	0.003823	2.66	0.012031	0.16	0	0	0.43	0	0	0	0	0
13D04200	3.8 %	295.5	0	0.018	35	0.1869	0	1.493	3	0.0006756	1.32	0.0000718	12.82	0.0002663	0.15	0.003823	2.66	0.012031	0.16	0	0	0.43	0	0	0	0	0
13D04201	4.0 %	295.5	0	0.018	35	0.1869	0	1.493	3	0.0006756	1.32	0.0000718	12.82	0.0002663	0.15	0.003823	2.66	0.012031	0.16	0	0	0.43	0	0	0	0	0
13D04203	4.5 %	295.5	0	0.018	35	0.1869	0	1.493	3	0.0006756	1.32	0.0000718	12.82	0.0002663	0.15	0.003823	2.66	0.012031	0.16	0	0	0.43	0	0	0	0	0
13D04204	5.2 %	295.5	0	0.018	35	0.1869	0	1.493	3	0.0006756	1.32	0.0000718	12.82	0.0002663	0.15	0.003823	2.66	0.012031	0.16	0	0	0.43	0	0	0	0	0
13D04205	6.1 %	295.5	0	0.018	35	0.1869	0	1.493	3	0.0006756	1.32	0.0000718	12.82	0.0002663	0.15	0.003823	2.66	0.012031	0.16	0	0	0.43	0	0	0	0	0
13D04207	7.3 %	295.5	0	0.018	35	0.1869	0	1.493	3	0.0006756	1.32	0.0000718	12.82	0.0002663	0.15	0.003823	2.66	0.012031	0.16	0	0	0.43	0	0	0	0	0
13D04208	8.5 %	295.5	0	0.018	35	0.1869	0	1.493	3	0.0006756	1.32	0.0000718	12.82	0.0002663	0.15	0.003823	2.66	0.012031	0.16	0	0	0.43	0	0	0	0	0
13D04209	9.7 %	295.5	0	0.018	35	0.1869	0	1.493	3	0.0006756	1.32	0.0000718	12.82	0.0002663	0.15	0.003823	2.66	0.012031	0.16	0	0	0.43	0	0	0	0	0
13D04211	11.0 %	295.5	0	0.018	35	0.1869	0	1.493	3	0.0006756	1.32	0.0000718	12.82	0.0002663	0.15	0.003823	2.66	0.012031	0.16	0	0	0.43	0	0	0	0	0
13D04212	12.4 %	295.5	0	0.018	35	0.1869	0	1.493	3	0.0006756	1.32	0.0000718	12.82	0.0002663	0.15	0.003823	2.66	0.012031	0.16	0	0	0.43	0	0	0	0	0
13D04213	14.0 %	295.5	0	0.018	35	0.1869	0	1.493	3	0.0006756	1.32	0.0000718	12.82	0.0002663	0.15	0.003823	2.66	0.012031	0.16	0	0	0.43	0	0	0	0	0
13D04215	15.8 %	295.5	0	0.018	35	0.1869	0	1.493	3	0.0006756	1.32	0.0000718	12.82	0.0002663	0.15	0.003823	2.66	0.012031	0.16	0	0	0.43	0	0	0	0	0
13D04216	18.0 %	295.5	0	0.018	35	0.1869	0	1.493	3	0.0006756	1.32	0.0000718	12.82	0.0002663	0.15	0.003823	2.66	0.012031	0.16	0	0	0.43	0	0	0	0	0
13D04217	20.5 %	295.5	0	0.018	35	0.1869	0	1.493	3	0.0006756	1.32	0.0000718	12.82	0.0002663	0.15	0.003823	2.66	0.012031	0.16	0	0	0.43	0	0	0	0	0
13D04219	23.0 %	295.5	0	0.018	35	0.1869	0	1.493	3	0.0006756	1.32	0.0000718	12.82	0.0002663	0.15	0.003823	2.66	0.012031	0.16	0	0	0.43	0	0	0	0	0

13D04188.AGE >>> MV1203-D44-07 (106-212) >>> WALVIS RIDGE | MV1203 (13-INT-04) PROJECT



13D04188.AGE >>> MV1203-D44-07 (106-212) >>> WALVIS RIDGE | MV1203 (13-INT-04) PROJECT



Ar-Ages in Ma

WEIGHTED PLATEAU

6.23 ± 0.14

TOTAL FUSION

6.04 ± 0.15

NORMAL ISOCHRON

6.57 ± 0.29

INVERSE ISOCHRON

6.57 ± 0.29

Sample Info

Plagioclase

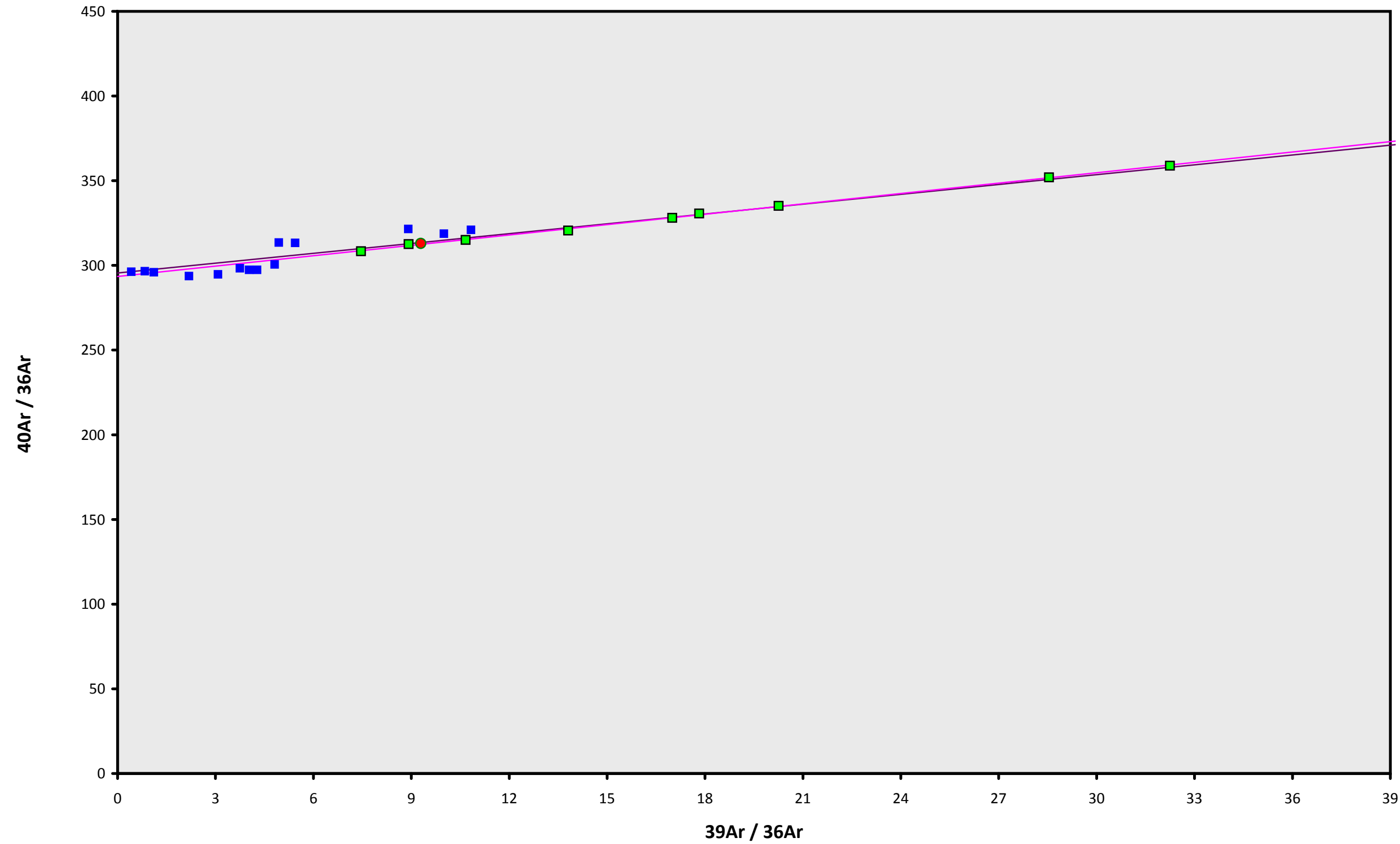
Blue Seamount

Susan Schnur

IRR = 13-OSU-05

J = 0.00178175 ± 0.00000233

13D04188.AGE >>> MV1203-D44-07 (106-212) >>> WALVIS RIDGE | MV1203 (13-INT-04) PROJECT



Ar-Ages in Ma

WEIGHTED PLATEAU

6.23 ± 0.14

TOTAL FUSION

6.04 ± 0.15

NORMAL ISOCHRON

6.57 ± 0.29

INVERSE ISOCHRON

6.57 ± 0.29

MSWD (PROBABILITY)

0.53 (82%)

40AR/36AR INTERCEPT

293.5 ± 1.6

Sample Info

Plagioclase

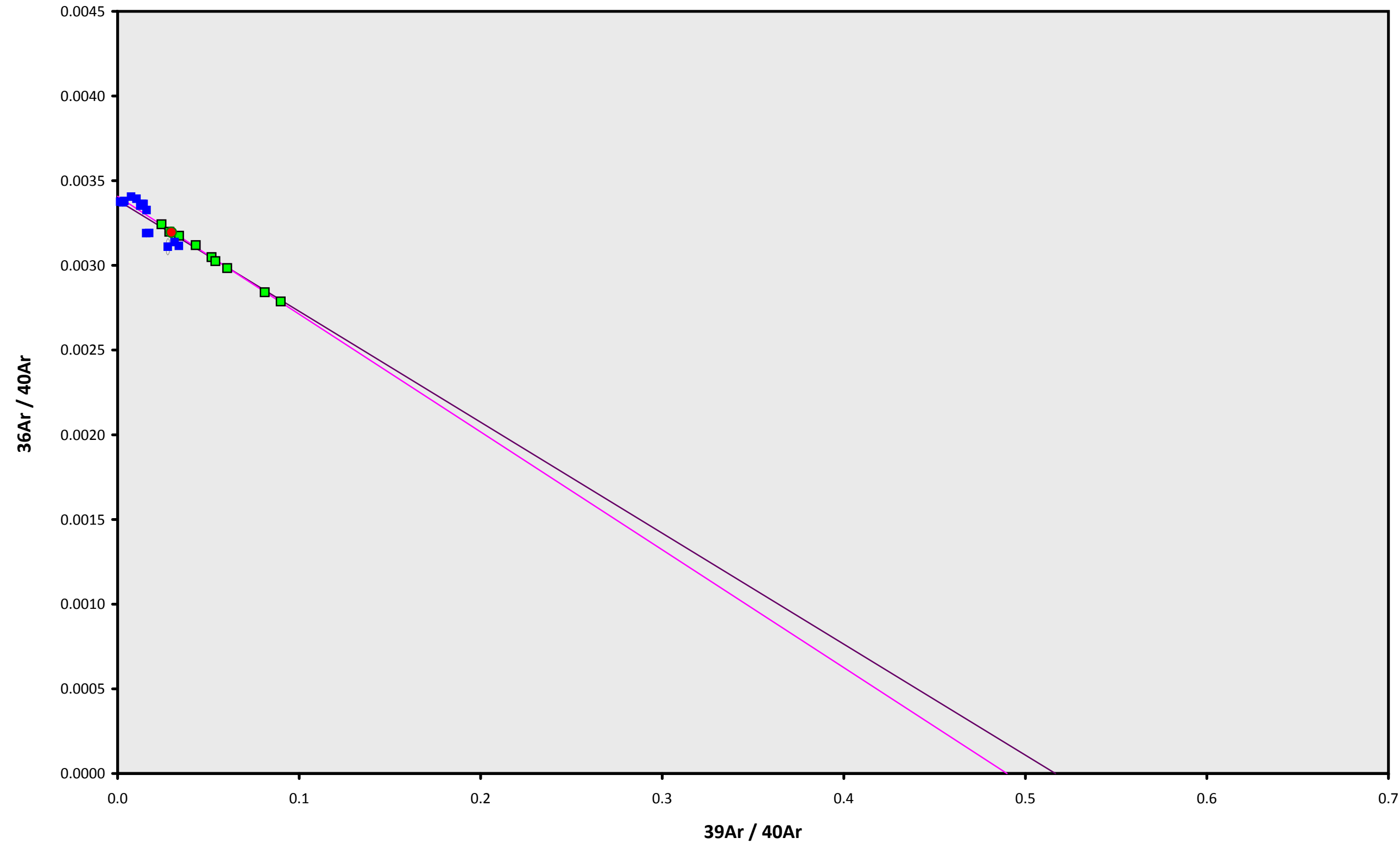
Blue Seamount

Susan Schnur

IRR = 13-OSU-05

J = $0.00178175 \pm 0.00000233$

13D04188.AGE >>> MV1203-D44-07 (106-212) >>> WALVIS RIDGE | MV1203 (13-INT-04) PROJECT



Ar-Ages in Ma

WEIGHTED PLATEAU
6.23 ± 0.14

TOTAL FUSION
6.04 ± 0.15

NORMAL ISOCHRON
6.57 ± 0.29

INVERSE ISOCHRON
6.57 ± 0.29

MSWD (PROBABILITY)
0.53 (82%)

SPREADING FACTOR
13.4%

40AR/36AR INTERCEPT
293.5 ± 1.6

Sample Info

Plagioclase
Blue Seamount
Susan Schnur

IRR = 13-OSU-05
J = 0.00178175 ± 0.00000233