

Relative Abundances		36Ar [fA]	%1σ	37Ar [fA]	%1σ	38Ar [fA]	%1σ	39Ar [fA]	%1σ	40Ar [fA]	%1σ	40(r)/39(k) ± 2σ	Age ± 2σ (Ma)	40Ar(r) (%)	39Ar(k) (%)	K/Ca ± 2σ
13D04283	1.6 %	0.0050884	23.276	9.124	8.600	0.0753270	52.861	0.11800	42.906	1.9913	18.715	10.82121 ± 13.44699	31.46 ± 38.76	60.77	0.10	0.0053 ± 0.0049
13D04285	2.0 %	0.0123223	9.669	25.749	2.909	0.0144007	282.120	0.31536	15.846	3.7573	9.924	7.18751 ± 4.22110	20.96 ± 12.24	57.00	0.28	0.0050 ± 0.0017
13D04286	2.4 %	✓ 0.0268699	4.567	73.224	1.163	0.0399278	97.213	0.75642	6.855	8.6999	4.284	9.22389 ± 2.00801	26.85 ± 5.80	74.95	0.66	0.0042 ± 0.0006
13D04287	2.8 %	✓ 0.0349849	3.614	115.830	0.804	0.0380603	102.801	1.25438	4.137	11.8789	3.139	9.05713 ± 1.20863	26.37 ± 3.49	89.67	1.10	0.0044 ± 0.0004
13D04289	3.2 %	✓ 0.0697232	1.896	239.053	0.561	0.0581456	69.073	2.69038	1.933	23.6883	1.573	8.65507 ± 0.56282	25.21 ± 1.63	92.40	2.36	0.0045 ± 0.0002
13D04290	3.6 %	✓ 0.0759526	1.775	282.366	0.530	0.0018210	2197.550	3.12747	1.690	27.5637	1.353	9.30578 ± 0.50750	27.09 ± 1.47	99.15	2.74	0.0045 ± 0.0002
13D04291	4.0 %	✓ 0.1344080	1.063	490.429	0.476	0.1080449	36.350	5.47214	0.957	46.9381	0.795	8.90799 ± 0.29469	25.94 ± 0.85	97.56	4.80	0.0045 ± 0.0001
13D04293	4.5 %	✓ 0.1464177	1.023	534.950	0.470	0.0686637	62.246	5.94470	0.862	50.8174	0.734	8.88827 ± 0.27461	25.88 ± 0.79	97.66	5.22	0.0045 ± 0.0001
13D04294	5.2 %	✓ 0.2482329	0.723	915.837	0.454	0.1353751	30.390	10.14839	0.504	87.2459	0.428	9.01663 ± 0.18272	26.25 ± 0.53	98.49	8.91	0.0045 ± 0.0001
13D04295	6.1 %	✓ 0.3322254	0.605	1231.628	0.451	0.2161779	17.806	13.77660	0.385	117.3109	0.318	8.96192 ± 0.14988	26.10 ± 0.43	98.89	12.10	0.0045 ± 0.0001
13D04297	7.3 %	✓ 0.3565677	0.561	1320.280	0.450	0.2097810	19.720	14.85019	0.356	126.7804	0.294	8.97366 ± 0.14103	26.13 ± 0.41	98.80	13.05	0.0045 ± 0.0001
13D04298	8.5 %	✓ 0.3604766	0.541	1330.545	0.450	0.1789740	22.774	15.00235	0.355	129.1531	0.289	9.02483 ± 0.13900	26.28 ± 0.40	98.55	13.18	0.0046 ± 0.0001
13D04299	9.7 %	✓ 0.1680427	0.941	606.246	0.464	0.0305477	130.518	6.95117	0.750	61.1124	0.610	9.04019 ± 0.24393	26.32 ± 0.71	96.77	6.11	0.0046 ± 0.0001
13D04301	11.0 %	✓ 0.0901730	1.464	321.399	0.508	0.0128496	312.061	3.79537	1.360	34.0620	1.096	9.13679 ± 0.40797	26.60 ± 1.18	95.98	3.34	0.0048 ± 0.0001
13D04302	12.4 %	0.0547713	2.336	193.064	0.591	0.0042446	918.610	2.25301	2.277	22.9146	1.626	10.32435 ± 0.71225	30.03 ± 2.05	95.63	1.98	0.0047 ± 0.0002
13D04303	14.0 %	0.1526765	1.001	517.765	0.471	0.0785591	49.686	6.11606	0.864	66.9652	0.557	10.85125 ± 0.29334	31.55 ± 0.85	93.44	5.39	0.0048 ± 0.0001
13D04305	15.8 %	✓ 0.1606602	0.948	562.223	0.470	0.1209630	32.711	6.57450	0.795	60.9150	0.612	9.30782 ± 0.25603	27.10 ± 0.74	94.65	5.79	0.0047 ± 0.0001
13D04306	18.0 %	✓ 0.1837326	0.888	659.276	0.463	0.0783870	50.172	7.55004	0.678	68.2080	0.547	9.25696 ± 0.22938	26.95 ± 0.66	96.42	6.64	0.0046 ± 0.0001
13D04308	20.5 %	✓ 0.1715149	0.959	632.209	0.464	0.1070425	36.203	7.09066	0.736	63.2962	0.590	9.35503 ± 0.24680	27.23 ± 0.71	98.49	6.23	0.0045 ± 0.0001
Σ		2.7848406	0.240	10061.197	0.134	1.5688033	11.088	113.78719	0.199	1013.2985	0.160					

**Information on Analysis and Constants Used in Calculations**

Project = **MV1203 (13-INT-04)**  
 Sample = **MV1203-D38-02B**  
 Material = **Plagioclase**  
 Location = **Hector Guyot**  
 Region = **Walvis Ridge**  
 Analyst = **Susan Schnur**  
 Irradiation = **13-OSU-05**  
 Position = **X: 0 | Y: 0 | Z/H: 49.1 mm**  
 FCT-NM Age = **28.020 ± 0.040 Ma**  
 FCT-NM Reference = **Kuiper et al (2008)**  
 FCT-NM 40Ar/39Ar Ratio = **9.62770 ± 0.01155**  
 FCT-NM J-value = **0.00162196 ± 0.00000195**  
 Air Shot 40Ar/36Ar = **302.7590 ± 0.2846**  
 Air Shot MDF = **0.99399821 ± 0.00062292 (LIN)**  
 Experiment Type = **Incremental Heating**  
 Extraction Method = **Bulk Laser Heating**  
 Heating = **77 sec**  
 Isolation = **6.00 min**  
 Instrument = **ARGUS-VI-D**  
 Preferred Age = **Plateau Age**  
 Age Classification = **Eruption Age**  
 IGSN = **IESS10013**  
 Rock Class = **Igneous>Volcanic>Mafic**  
 Lithology = **Basalt**  
 Lat-Lon = **37°47.2'S - 8°52.3'W**

Age Equations = **Min et al. (2000)**  
 Negative Intensities = **Allowed**  
 Collector Calibrations = **40Ar 36Ar**  
 Decay 40K = **5.530 ± 0.048 E-10 1/a**  
 Decay 39Ar = **2.940 ± 0.016 E-07 1/h**  
 Decay 37Ar = **8.230 ± 0.012 E-04 1/h**  
 Decay 36Cl = **2.257 ± 0.015 E-06 1/a**  
 Decay 40K(ε,β<sup>+</sup>) = **0.580 ± 0.009 E-10 1/a**  
 Decay 40K(β<sup>-</sup>) = **4.950 ± 0.043 E-10 1/a**  
 Atmospheric 40/36(a) = **295.50**  
 Atmospheric 38/36(a) = **0.1869**  
 Production 39/37(ca) = **0.0006756 ± 0.0000089**  
 Production 38/37(ca) = **0.0000718 ± 0.0000092**  
 Production 36/37(ca) = **0.0002663 ± 0.0000004**  
 Production 40/39(k) = **0.003823 ± 0.000102**  
 Production 38/39(k) = **0.012031 ± 0.000019**  
 Production 36/38(cl) = **262.80 ± 1.71**  
 Scaling Ratio K/Ca = **0.430**  
 Abundance Ratio 40K/K = **1.1700 ± 0.0100 E-04**  
 Atomic Weight K = **39.0983 ± 0.0001 g**

**Results**

	40(a)/36(a) ± 2σ	40(r)/39(k) ± 2σ	Age ± 2σ (Ma)	MSWD	39Ar(k) (%n)	K/Ca ± 2σ
<b>Age Plateau</b>		9.04712 ± 0.07413 ± 0.82%	<b>26.34 ± 0.22 ± 0.85%</b>	1.55 8%	92.24 15	0.0046 ± 0.0000
			Full External Error ± 0.64 Analytical Error ± 0.21	1.76 1.2464	2σ Confidence Limit Error Magnification	
<b>Total Fusion Age</b>		9.17574 ± 0.06520 ± 0.71%	<b>26.71 ± 0.20 ± 0.74%</b>		19	0.0046 ± 0.0000
			Full External Error ± 0.64 Analytical Error ± 0.19			
<b>Normal Isochron</b>	<b>171.51 ± 174.22</b>	9.15201 ± 0.12774 ± 1.40%	<b>26.65 ± 0.37 ± 1.41%</b>	2.55 0%	92.24 15	
<b>Error Chron</b>	#####		Full External Error ± 0.71 Analytical Error ± 0.37	1.78 1.5957	2σ Confidence Limit Error Magnification	
				1 0.0000244653	Number of Iterations Convergence	
<b>Inverse Isochron</b>	<b>453.30 ± 148.76 ± 32.82%</b>	8.94841 ± 0.12582 ± 1.41%	<b>26.06 ± 0.37 ± 1.42%</b>	1.12 34%	92.24 15	
			Full External Error ± 0.70 Analytical Error ± 0.36	1.78 1.0580	2σ Confidence Limit Error Magnification	
<b>Notes</b>				4 0.0000274247	Number of Iterations Convergence	
		Strange high-age blip towards end but Plateau is otherwise fine. Could be melt inclusion.		26%	Spreading Factor	

Incremental Heating		36Ar(a) [fA]	37Ar(ca) [fA]	38Ar(cl) [fA]	39Ar(k) [fA]	40Ar(r) [fA]	Age ± 2σ (Ma)	40Ar(r) (%)	39Ar(k) (%)	K/Ca ± 2σ
13D04283	1.6 %	0.0026419	9.124	0.0728327	0.11183	1.21016	31.46 ± 38.76	60.77	0.10	0.0053 ± 0.0049
13D04285	2.0 %	0.0054636	25.749	0.0079460	0.29797	2.14164	20.96 ± 12.24	57.00	0.28	0.0050 ± 0.0017
13D04286	2.4 %	✓ 0.0073647	73.224	0.0247885	0.70695	6.52088	26.85 ± 5.80	74.95	0.66	0.0042 ± 0.0006
13D04287	2.8 %	✓ 0.0041358	115.830	0.0148208	1.17612	10.65228	26.37 ± 3.49	89.67	1.10	0.0044 ± 0.0004
13D04289	3.2 %	✓ 0.0060610	239.053	0.0094238	2.52888	21.88763	25.21 ± 1.63	92.40	2.36	0.0045 ± 0.0002
13D04290	3.6 %	✓ 0.0007584	282.366	0.0000000	2.93671	27.32836	27.09 ± 1.47	99.15	2.74	0.0045 ± 0.0002
13D04291	4.0 %	✓ 0.0038044	490.429	0.0102721	5.14080	45.79424	25.94 ± 0.85	97.56	4.80	0.0045 ± 0.0001
13D04293	4.5 %	✓ 0.0039604	534.950	0.0000000	5.58328	49.62575	25.88 ± 0.79	97.66	5.22	0.0045 ± 0.0001
13D04294	5.2 %	✓ 0.0043456	915.837	0.0000000	9.52965	85.92537	26.25 ± 0.53	98.49	8.91	0.0045 ± 0.0001
13D04295	6.1 %	✓ 0.0042429	1231.628	0.0000000	12.94451	116.00764	26.10 ± 0.43	98.89	12.10	0.0045 ± 0.0001
13D04297	7.3 %	✓ 0.0049772	1320.280	0.0000000	13.95821	125.25627	26.13 ± 0.41	98.80	13.05	0.0045 ± 0.0001
13D04298	8.5 %	✓ 0.0061525	1330.545	0.0000000	14.10343	127.28108	26.28 ± 0.40	98.55	13.18	0.0046 ± 0.0001
13D04299	9.7 %	✓ 0.0065995	606.246	0.0000000	6.54159	59.13724	26.32 ± 0.71	96.77	6.11	0.0046 ± 0.0001
13D04301	11.0 %	✓ 0.0045845	321.399	0.0000000	3.57824	32.69358	26.60 ± 1.18	95.98	3.34	0.0048 ± 0.0001
13D04302	12.4 %	0.0033583	193.064	0.0000000	2.12257	21.91416	30.03 ± 2.05	95.63	1.98	0.0047 ± 0.0002
13D04303	14.0 %	0.0147956	517.765	0.0000000	5.76626	62.57109	31.55 ± 0.85	93.44	5.39	0.0048 ± 0.0001
13D04305	15.8 %	✓ 0.0109392	562.223	0.0040228	6.19466	57.65881	27.10 ± 0.74	94.65	5.79	0.0047 ± 0.0001
13D04306	18.0 %	✓ 0.0081674	659.276	0.0000000	7.10464	65.76734	26.95 ± 0.66	96.42	6.64	0.0046 ± 0.0001
13D04308	20.5 %	✓ 0.0031577	632.209	0.0000000	6.66354	62.33761	27.23 ± 0.71	98.49	6.23	0.0045 ± 0.0001
Σ		0.1055105	10061.197	0.1441066	106.98985	981.71113				

Information on Analysis	Results	40(r)/39(k) ± 2σ	Age ± 2σ (Ma)	MSWD	39Ar(k) (%),n	K/Ca ± 2σ
Project = <b>MV1203 (13-INT-04)</b> Sample = <b>MV1203-D38-02B</b> Material = <b>Plagioclase</b> Location = <b>Hector Guyot</b> Region = <b>Walvis Ridge</b> Analyst = <b>Susan Schnur</b> Irradiation = <b>13-OSU-05</b> J = <b>0.00162196 ± 0.00000195</b> FCT-NM = <b>28.020 ± 0.040 Ma</b>	<b>Age Plateau</b>	9.04712 ± 0.07413 ± 0.82%	<b>26.34 ± 0.22 ± 0.85%</b> Full External Error ± 0.64 Analytical Error ± 0.21	1.55 8% 1.76 1.2464	92.24 15 2σ Confidence Limit Error Magnification	0.0046 ± 0.0000
	<b>Total Fusion Age</b>	9.17574 ± 0.06520 ± 0.71%	<b>26.71 ± 0.20 ± 0.74%</b> Full External Error ± 0.64 Analytical Error ± 0.19		19	0.0046 ± 0.0000

Normal Isochron		39(k)/36(a) ± 2σ	40(a+r)/36(a) ± 2σ	r.i.
13D04283	1.6 %	42.33 ± 54.36	753.56 ± 741.85	0.6558
13D04285	2.0 %	54.54 ± 30.27	687.49 ± 333.26	0.7268
13D04286	2.4 % ✓	95.99 ± 35.46	1180.92 ± 412.89	0.8897
13D04287	2.8 % ✓	284.37 ± 179.07	2871.12 ± 1799.13	0.9851
13D04289	3.2 % ✓	417.24 ± 189.76	3906.70 ± 1773.71	0.9935
13D04290	3.6 % ✓	3872.30 ± 14403.25	36330.31 ± 135129.90	0.9999
13D04291	4.0 % ✓	1351.30 ± 1115.69	12332.83 ± 10181.28	0.9995
13D04293	4.5 % ✓	1409.78 ± 1178.63	12825.99 ± 10722.11	0.9996
13D04294	5.2 % ✓	2192.95 ± 2160.49	20068.48 ± 19771.00	0.9999
13D04295	6.1 % ✓	3050.84 ± 3655.86	27636.91 ± 33117.26	1.0000
13D04297	7.3 % ✓	2804.45 ± 2934.43	25461.70 ± 26641.49	1.0000
13D04298	8.5 % ✓	2292.29 ± 1917.41	20983.04 ± 17551.18	0.9999
13D04299	9.7 % ✓	991.23 ± 530.96	9256.39 ± 4957.36	0.9993
13D04301	11.0 % ✓	780.51 ± 475.97	7426.88 ± 4526.91	0.9982
13D04302	12.4 %	632.04 ± 496.84	6820.92 ± 5356.27	0.9972
13D04303	14.0 %	389.73 ± 88.43	4524.54 ± 1024.48	0.9955
13D04305	15.8 % ✓	566.28 ± 175.56	5566.34 ± 1724.42	0.9977
13D04306	18.0 % ✓	869.88 ± 392.64	8347.93 ± 3767.16	0.9992
13D04308	20.5 % ✓	2110.27 ± 2456.79	20037.13 ± 23326.44	0.9999

Results	40(a)/36(a) ± 2σ	40(r)/39(k) ± 2σ	Age ± 2σ (Ma)	MSWD
Normal Isochron	171.51 ± 174.22	9.15201 ± 0.12774	26.65 ± 0.37	2.55
Error Chron	± 101.58%	± 1.40%	± 1.41%	0%
			Full External Error ± 0.71	
			Analytical Error ± 0.37	
Statistics	2σ Confidence Limit	1.78	Convergence	0.000024465292
	Error Magnification	1.5957	Number of Iterations	1
	Number of Data Points	15	Calculated Line	Weighted York-2

Inverse Isochron		39(k)/40(a+r) ± 2σ	36(a)/40(a+r) ± 2σ	r.i.
13D04283	1.6 %	0.0561733 ± 0.0550389	0.00132703 ± 0.00130640	0.1453
13D04285	2.0 %	0.0793282 ± 0.0309212	0.00145458 ± 0.00070510	0.2086
13D04286	2.4 % ✓	0.0812858 ± 0.0138120	0.00084680 ± 0.00029607	0.1237
13D04287	2.8 % ✓	0.0990466 ± 0.0107291	0.00034830 ± 0.00021825	0.0581
13D04289	3.2 % ✓	0.1067999 ± 0.0055352	0.00025597 ± 0.00011622	0.0421
13D04290	3.6 % ✓	0.1065860 ± 0.0048045	0.00002753 ± 0.00010238	0.0044
13D04291	4.0 % ✓	0.1095689 ± 0.0028388	0.00008108 ± 0.00006694	0.0118
13D04293	4.5 % ✓	0.1099157 ± 0.0025912	0.00007797 ± 0.00006518	0.0110
13D04294	5.2 % ✓	0.1092731 ± 0.0015130	0.00004983 ± 0.00004909	0.0054
13D04295	6.1 % ✓	0.1103902 ± 0.0011634	0.00003618 ± 0.00004336	0.0032
13D04297	7.3 % ✓	0.1101439 ± 0.0010749	0.00003927 ± 0.00004109	0.0034
13D04298	8.5 % ✓	0.1092449 ± 0.0010565	0.00004766 ± 0.00003986	0.0041
13D04299	9.7 % ✓	0.1070858 ± 0.0021585	0.00010803 ± 0.00005786	0.0138
13D04301	11.0 % ✓	0.1050930 ± 0.0038124	0.00013465 ± 0.00008207	0.0217
13D04302	12.4 %	0.0926623 ± 0.0054022	0.00014661 ± 0.00011513	0.0231
13D04303	14.0 %	0.0861366 ± 0.0018536	0.00022102 ± 0.00005004	0.0255
13D04305	15.8 % ✓	0.1017331 ± 0.0021295	0.00017965 ± 0.00005565	0.0232
13D04306	18.0 % ✓	0.1042029 ± 0.0018957	0.00011979 ± 0.00005406	0.0146
13D04308	20.5 % ✓	0.1053179 ± 0.0020750	0.00004991 ± 0.00005810	0.0061

Results	40(a)/36(a) ± 2σ	40(r)/39(k) ± 2σ	Age ± 2σ (Ma)	MSWD
Inverse Isochron	453.30 ± 148.76 ± 32.82%	8.94841 ± 0.12582 ± 1.41%	26.06 ± 0.37 ± 1.42%	1.12 34%
			Full External Error ± 0.70 Analytical Error ± 0.36	
Statistics	2σ Confidence Limit Error Magnification Number of Data Points Spreading Factor	1.78 1.0580 15 26.0%	Convergence Number of Iterations Calculated Line	0.0000274247 4 Weighted York-2

Degassing Patterns		36Ar(a) [fA]	%1σ	36Ar(c) [fA]	%1σ	36Ar(ca) [fA]	%1σ	36Ar(cl) [fA]	%1σ	37Ar(ca) [fA]	%1σ	38Ar(a) [fA]	%1σ	38Ar(c) [fA]	%1σ	38Ar(k) [fA]	%1σ	38Ar(ca) [fA]	%1σ	38Ar(cl) [fA]	%1σ	39Ar(k) [fA]	%1σ	39Ar(ca) [fA]	%1σ	40Ar(r) [fA]	%1σ	40Ar(a) [fA]	%1σ	40Ar(c) [fA]	%1σ	40Ar(k) [fA]	%1σ	
13D04283	1.6 %	0.0026419	45.52	0.0000000	0.00	0.0024296	8.60	0.0000168	54.69	9.124	8.60	0.0004938	45.52	0.0000000	0.00	0.0013455	45.27	0.0006551	15.44	0.0728327	54.70	0.111183	45.27	0.0061639	8.70	1.21016	42.55	0.780687	45.52	0.0000000	0.00	0.0004275	45.35	
13D04285	2.0 %	0.0054636	22.11	0.0000000	0.00	0.0068569	2.91	0.0000018	511.39	25.749	2.91	0.0010211	22.11	0.0000000	0.00	0.0035848	16.77	0.0018488	13.15	0.0079460	511.39	0.29797	16.77	0.0173958	3.19	2.14164	24.10	1.614484	22.11	0.0000000	0.00	0.0011391	16.98	
13D04286	2.4 %	✓ 0.0073647	16.95	0.0000000	0.00	0.0194995	1.17	0.0000057	156.64	73.224	1.16	0.0013765	16.95	0.0000000	0.00	0.0085054	7.34	0.0052575	12.87	0.0247885	156.64	0.70695	7.34	0.0494699	1.76	6.52088	8.04	2.176271	16.95	0.0000000	0.00	0.0027027	7.80	
13D04287	2.8 %	✓ 0.0041358	31.17	0.0000000	0.00	0.0308457	0.82	0.0000034	264.15	115.830	0.80	0.0007730	31.17	0.0000000	0.00	0.0141499	4.42	0.0083166	12.85	0.0148208	264.15	1.17612	4.41	0.0782551	1.55	10.65228	5.00	1.222134	31.17	0.0000000	0.00	0.0044963	5.15	
13D04289	3.2 %	✓ 0.0060610	22.65	0.0000000	0.00	0.0636599	0.58	0.0000022	426.91	239.053	0.56	0.0011328	22.65	0.0000000	0.00	0.0304249	2.06	0.0171640	12.83	0.0094238	426.91	2.52888	2.06	0.1615045	1.43	21.88763	2.52	1.791037	22.65	0.0000000	0.00	0.0096679	3.36	
13D04290	3.6 %	✓ 0.0007584	185.97	0.0000000	0.00	0.0751942	0.55	0.0000000	0.00	282.366	0.53	0.0001417	185.97	0.0000000	0.00	0.0353315	1.81	0.0202739	12.83	0.0000000	0.00	2.93671	1.80	0.1907668	1.42	27.32836	2.05	0.224104	185.97	0.0000000	0.00	0.0112270	3.21	
13D04291	4.0 %	✓ 0.0038044	41.27	0.0000000	0.00	0.1306013	0.50	0.0000024	384.94	490.429	0.48	0.0007110	41.27	0.0000000	0.00	0.0618490	1.03	0.0352128	12.83	0.0102721	384.94	5.14080	1.02	0.3313340	1.40	45.79424	1.30	1.124186	41.27	0.0000000	0.00	0.0196533	2.85	
13D04293	4.5 %	✓ 0.0039604	41.79	0.0000000	0.00	0.1424573	0.49	0.0000000	0.00	534.950	0.47	0.0007402	41.79	0.0000000	0.00	0.0671725	0.94	0.0384094	12.83	0.0000000	0.00	5.58328	0.92	0.3614124	1.40	49.62575	1.24	1.170298	41.79	0.0000000	0.00	0.0213449	2.82	
13D04294	5.2 %	✓ 0.0043456	49.26	0.0000000	0.00	0.2438873	0.48	0.0000000	0.00	915.837	0.45	0.0008122	49.26	0.0000000	0.00	0.1146513	0.57	0.0657571	12.83	0.0000000	0.00	9.52965	0.54	0.6187391	1.40	85.92537	0.85	1.284124	49.26	0.0000000	0.00	0.0364319	2.72	
13D04295	6.1 %	✓ 0.0042429	59.91	0.0000000	0.00	0.3279825	0.47	0.0000000	0.00	1231.628	0.45	0.0007930	59.91	0.0000000	0.00	0.1557354	0.45	0.0884309	12.83	0.0000000	0.00	12.94451	0.42	0.8320878	1.39	116.00764	0.72	1.253785	59.91	0.0000000	0.00	0.0494869	2.69	
13D04297	7.3 %	✓ 0.0049772	52.32	0.0000000	0.00	0.3515905	0.47	0.0000000	0.00	1320.280	0.45	0.0009302	52.32	0.0000000	0.00	0.1679312	0.42	0.0947961	12.83	0.0000000	0.00	13.95821	0.39	0.8919810	1.39	125.25627	0.68	1.470752	52.32	0.0000000	0.00	0.0533622	2.69	
13D04298	8.5 %	✓ 0.0061525	41.82	0.0000000	0.00	0.3543240	0.47	0.0000000	0.00	1330.545	0.45	0.0011499	41.82	0.0000000	0.00	0.1696784	0.42	0.0955331	12.83	0.0000000	0.00	14.10343	0.39	0.8989160	1.39	127.28108	0.67	1.818078	41.82	0.0000000	0.00	0.0539174	2.69	
13D04299	9.7 %	✓ 0.0065995	26.77	0.0000000	0.00	0.1614432	0.49	0.0000000	0.00	606.246	0.46	0.0012334	26.77	0.0000000	0.00	0.0787019	0.82	0.0435284	12.83	0.0000000	0.00	6.54159	0.80	0.4095795	1.40	59.13724	1.08	1.950147	26.77	0.0000000	0.00	0.0250085	2.78	
13D04301	11.0 %	✓ 0.0045845	30.46	0.0000000	0.00	0.0855885	0.53	0.0000000	0.00	321.399	0.51	0.0008568	30.46	0.0000000	0.00	0.0430498	1.45	0.0230764	12.83	0.0000000	0.00	3.57824	1.45	0.2171370	1.41	32.69358	1.70	1.354711	30.46	0.0000000	0.00	0.0136796	3.03	
13D04302	12.4 %	0.0033583	39.23	0.0000000	0.00	0.0514131	0.61	0.0000000	0.00	193.064	0.59	0.0006277	39.23	0.0000000	0.00	0.0255367	2.42	0.0138620	12.83	0.0000000	0.00	2.12257	2.42	0.1304343	1.45	21.91416	2.46	0.992371	39.23	0.0000000	0.00	0.0081146	3.60	
13D04303	14.0 %	0.0147956	11.31	0.0000000	0.00	0.1378809	0.49	0.0000000	0.00	517.765	0.47	0.0027653	11.31	0.0000000	0.00	0.0693738	0.93	0.0371756	12.83	0.0000000	0.00	5.76626	0.92	0.3498023	1.40	62.57109	0.99	4.372094	11.31	0.0000000	0.00	0.0220444	2.81	
13D04305	15.8 %	✓ 0.0109392	15.48	0.0000000	0.00	0.1497201	0.49	0.0000009	992.18	562.223	0.47	0.0020445	15.48	0.0000000	0.00	0.0745280	0.86	0.0403676	12.83	0.0040228	992.18	6.19466	0.85	0.3798381	1.40	57.65881	1.08	3.232535	15.48	0.0000000	0.00	0.0236822	2.79	
13D04306	18.0 %	✓ 0.0081674	22.56	0.0000000	0.00	0.1755652	0.49	0.0000000	0.00	659.276	0.46	0.0015265	22.56	0.0000000	0.00	0.0854759	0.74	0.0473360	12.83	0.0000000	0.00	7.10464	0.73	0.4454069	1.40	65.76734	1.00	2.413465	22.56	0.0000000	0.00	0.0271610	2.76	
13D04308	20.5 %	✓ 0.0031577	58.21	0.0000000	0.00	0.1683572	0.49	0.0000000	0.00	632.209	0.46	0.0005902	58.21	0.0000000	0.00	0.0801690	0.80	0.0453926	12.83	0.0000000	0.00	6.66354	0.79	0.4271202	1.40	62.33761	1.06	0.933092	58.21	0.0000000	0.00	0.0254747	2.77	
		Σ	0.1055105	7.27	0.0000000	0.00	2.6792968	0.14	0.0000333	72.97	10061.197	0.13	0.0197199	7.27	0.0000000	0.00	1.2871948	0.22	0.7223939	3.71	0.1441066	72.96	106.98985	0.21	6.7973447	0.40	981.71113	0.28	31.178355	7.27	0.0000000	0.00	0.4090222	0.80
		Σ						2.7848406	0.31	10061.197	0.13									2.1734153	4.99			113.78719	0.20					1013.2985	0.35			

Additional Parameters		40Ar/39Ar	1σ	37Ar/39Ar	1σ	36Ar/39Ar	1σ	Time (days)	37Ar (decay)	39Ar (decay)	40Ar (moles)
13D04283	1.6 %	16.875740	7.899485	77.321285	33.835181	0.043123	0.021050	142.398	16.695039	1.00100615	9.558E-14
13D04285	2.0 %	11.914114	2.227556	81.647924	13.153941	0.039073	0.007253	142.415	16.700765	1.00100627	1.803E-13
13D04286	2.4 %	✓ 11.501276	0.929739	96.802333	6.730719	0.035522	0.002926	142.424	16.703515	1.00100633	4.176E-13
13D04287	2.8 %	✓ 9.469977	0.491748	92.341095	3.891202	0.027890	0.001532	142.432	16.706264	1.00100639	5.702E-13
13D04289	3.2 %	✓ 8.804817	0.219456	88.854787	1.788326	0.025916	0.000702	142.449	16.711994	1.00100651	1.137E-12
13D04290	3.6 %	✓ 8.813402	0.190794	90.285778	1.599290	0.024286	0.000595	142.458	16.714974	1.00100657	1.323E-12
13D04291	4.0 %	✓ 8.577651	0.106712	89.622975	0.957693	0.024562	0.000351	142.467	16.717726	1.00100663	2.253E-12
13D04293	4.5 %	✓ 8.548358	0.096769	89.987839	0.883352	0.024630	0.000329	142.484	16.723460	1.00100676	2.439E-12
13D04294	5.2 %	✓ 8.597019	0.056821	90.244481	0.611987	0.024460	0.000216	142.492	16.726213	1.00100681	4.188E-12
13D04295	6.1 %	✓ 8.515229	0.042564	89.399987	0.530021	0.024115	0.000173	142.501	16.729195	1.00100688	5.631E-12
13D04297	7.3 %	✓ 8.537291	0.039438	88.906595	0.509925	0.024011	0.000160	142.519	16.734933	1.00100700	6.085E-12
13D04298	8.5 %	✓ 8.608859	0.039385	88.689105	0.508046	0.024028	0.000155	142.530	16.738606	1.00100708	6.199E-12
13D04299	9.7 %	✓ 8.791666	0.085017	87.214849	0.769258	0.024175	0.000291	142.538	16.741362	1.00100714	2.933E-12
13D04301	11.0 %	✓ 8.974604	0.156742	84.681711	1.229511	0.023759	0.000475	142.556	16.747103	1.00100726	1.635E-12
13D04302	12.4 %	10.170701	0.284604	85.691952	2.016014	0.024310	0.000793	142.565	16.750090	1.00100732	1.100E-12
13D04303	14.0 %	10.949084	0.112567	84.656734	0.833180	0.024963	0.000330	142.573	16.752847	1.00100738	3.214E-12
13D04305	15.8 %	✓ 9.265346	0.093013	85.515741	0.789894	0.024437	0.000302	142.590	16.758593	1.00100751	2.924E-12
13D04306	18.0 %	✓ 9.034115	0.078754	87.320821	0.717193	0.024335	0.000272	142.599	16.761352	1.00100757	3.274E-12
13D04308	20.5 %	✓ 8.926702	0.084233	89.160825	0.775835	0.024189	0.000292	142.616	16.767101	1.00100769	3.038E-12

Procedure Blanks		36Ar ± 1σ (SE) [fA]	37Ar ± 1σ (SE) [fA]	38Ar ± 1σ (SE) [fA]	39Ar ± 1σ (SE) [fA]	40Ar ± 1σ (SE) [fA]
13D04283	1.6 %	0.0105736 ± 0.0010948	0.0175652 ± 0.0324224	0.0283008 ± 0.0277125	0.0480514 ± 0.0442757	2.8418039 ± 0.3724553
13D04285	2.0 %	0.0095127 ± 0.0010948	0.0255350 ± 0.0324224	0.0346280 ± 0.0277125	0.0643375 ± 0.0442757	2.6904824 ± 0.3724553
13D04286	2.4 %	0.0093657 ± 0.0010948	0.0275645 ± 0.0324224	0.0362527 ± 0.0277125	0.0671505 ± 0.0442757	2.6943826 ± 0.3724553
13D04287	2.8 %	0.0093866 ± 0.0010948	0.0286685 ± 0.0324224	0.0370833 ± 0.0277125	0.0674285 ± 0.0442757	2.7317280 ± 0.3724553
13D04289	3.2 %	0.0097831 ± 0.0010948	0.0286822 ± 0.0324224	0.0366508 ± 0.0277125	0.0619167 ± 0.0442757	2.8725575 ± 0.3724553
13D04290	3.6 %	0.0100900 ± 0.0010948	0.0278040 ± 0.0324224	0.0354806 ± 0.0277125	0.0568092 ± 0.0442757	2.9587420 ± 0.3724553
13D04291	4.0 %	0.0103892 ± 0.0010948	0.0266367 ± 0.0324224	0.0339529 ± 0.0277125	0.0512833 ± 0.0442757	3.0357052 ± 0.3724553
13D04293	4.5 %	0.0109527 ± 0.0010948	0.0235758 ± 0.0324224	0.0297768 ± 0.0277125	0.0387241 ± 0.0442757	3.1637043 ± 0.3724553
13D04294	5.2 %	0.0111552 ± 0.0010948	0.0219929 ± 0.0324224	0.0274758 ± 0.0277125	0.0327841 ± 0.0442757	3.2012363 ± 0.3724553
13D04295	6.1 %	0.0113042 ± 0.0010948	0.0203102 ± 0.0324224	0.0248997 ± 0.0277125	0.0267851 ± 0.0442757	3.2204270 ± 0.3724553
13D04297	7.3 %	0.0113564 ± 0.0010948	0.0174177 ± 0.0324224	0.0200896 ± 0.0277125	0.0173619 ± 0.0442757	3.1910840 ± 0.3724553
13D04298	8.5 %	0.0112272 ± 0.0010948	0.0159310 ± 0.0324224	0.0173967 ± 0.0277125	0.0132536 ± 0.0442757	3.1292751 ± 0.3724553
13D04299	9.7 %	0.0110569 ± 0.0010948	0.0150376 ± 0.0324224	0.0157173 ± 0.0277125	0.0113087 ± 0.0442757	3.0649199 ± 0.3724553
13D04301	11.0 %	0.0105610 ± 0.0010948	0.0137875 ± 0.0324224	0.0135445 ± 0.0277125	0.0105363 ± 0.0442757	2.9011257 ± 0.3724553
13D04302	12.4 %	0.0102727 ± 0.0010948	0.0134239 ± 0.0324224	0.0133170 ± 0.0277125	0.0118497 ± 0.0442757	2.8137808 ± 0.3724553
13D04303	14.0 %	0.0100238 ± 0.0010948	0.0132148 ± 0.0324224	0.0137722 ± 0.0277125	0.0140167 ± 0.0442757	2.7422727 ± 0.3724553
13D04305	15.8 %	0.0096978 ± 0.0010948	0.0129367 ± 0.0324224	0.0171288 ± 0.0277125	0.0209674 ± 0.0442757	2.6614878 ± 0.3724553
13D04306	18.0 %	0.0097116 ± 0.0010948	0.0127360 ± 0.0324224	0.0200626 ± 0.0277125	0.0251405 ± 0.0442757	2.6773644 ± 0.3724553
13D04308	20.5 %	0.0103372 ± 0.0010948	0.0116957 ± 0.0324224	0.0293657 ± 0.0277125	0.0344076 ± 0.0442757	2.8917494 ± 0.3724553

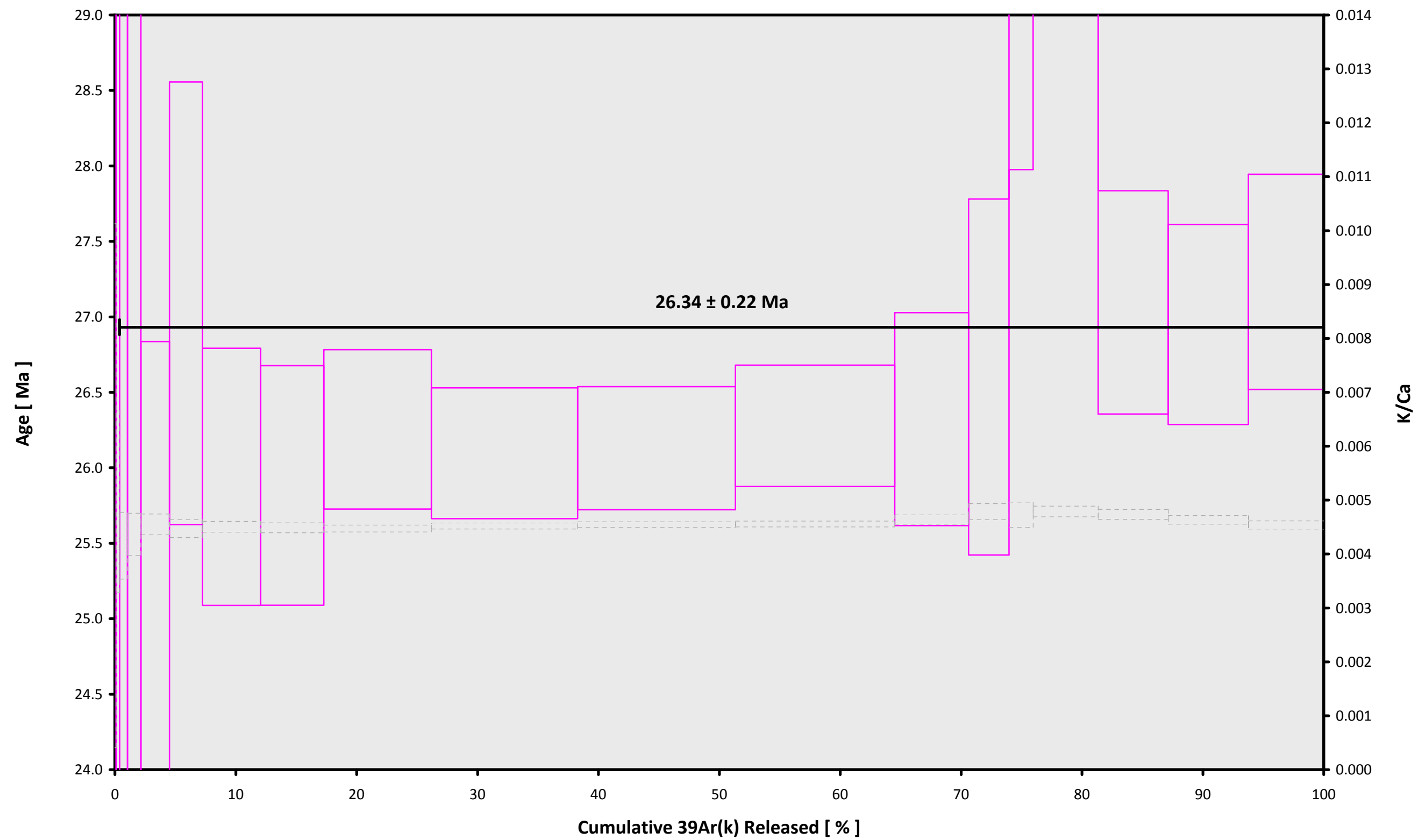
Intercept Values		36Ar ± 1σ (SE) [fA]	r2	Regression (type,n)	37Ar ± 1σ (SE) [fA]	r2	Regression (type,n)	38Ar ± 1σ (SE) [fA]	r2	Regression (type,n)	39Ar ± 1σ (SE) [fA]	r2	Regression (type,n)	40Ar ± 1σ (SE) [fA]	r2	Regression (type,n)
13D04283	1.6 %	0.0155231 ± 0.0003585	0.5819	EXP 150 of 150	0.554228 ± 0.032761	0.0058	EXP 150 of 150	0.0461222 ± 0.0279227	0.0339	EXP 150 of 150	0.1652231 ± 0.0238133	0.0023	EXP 150 of 150	4.837445 ± 0.027650	0.9918	EXP 150 of 150
13D04285	2.0 %	0.0214985 ± 0.0003788	0.4942	EXP 150 of 150	1.539581 ± 0.029031	0.0943	EXP 150 of 150	<b>0.0204000</b> ± 0.0290383	0.0002	EXP 150 of 150	0.3774954 ± 0.0224055	0.0071	EXP 150 of 150	6.455978 ± 0.030191	0.9887	EXP 150 of 150
13D04286	2.4 %	0.0355019 ± 0.0004706	0.1753	EXP 150 of 150	4.332479 ± 0.033008	0.4097	EXP 150 of 150	0.0031958 ± 0.0265078	0.0017	EXP 150 of 150	0.8182883 ± 0.0262820	0.0010	EXP 150 of 150	11.413302 ± 0.028622	0.9862	EXP 150 of 150
13D04287	2.8 %	0.0434161 ± 0.0005535	0.0957	EXP 150 of 150	6.837369 ± 0.031991	0.6336	EXP 149 of 150	0.0005202 ± 0.0269510	0.0026	EXP 150 of 150	1.3130370 ± 0.0263435	0.0414	EXP 150 of 150	14.636677 ± 0.030280	0.9816	EXP 150 of 150
13D04289	3.2 %	0.0776023 ± 0.0006518	0.0517	EXP 150 of 150	14.075810 ± 0.035158	0.8254	EXP 150 of 150	0.0207970 ± 0.0284001	0.0008	EXP 150 of 150	2.7334952 ± 0.0265282	0.2776	EXP 150 of 150	26.612814 ± 0.028511	0.9491	EXP 150 of 150
13D04290	3.6 %	0.0839685 ± 0.0006969	0.0308	EXP 150 of 150	16.617109 ± 0.034892	0.8712	EXP 149 of 150	<b>0.0336815</b> ± 0.0281990	0.0243	EXP 150 of 150	3.1624235 ± 0.0281321	0.2746	EXP 150 of 150	30.582850 ± 0.029641	0.9001	EXP 150 of 150
13D04291	4.0 %	0.1411269 ± 0.0007877	0.3221	EXP 150 of 150	28.835086 ± 0.036046	0.9555	EXP 150 of 150	0.0727953 ± 0.0271605	0.0031	EXP 150 of 150	5.4851710 ± 0.0270277	0.6405	EXP 150 of 150	50.076673 ± 0.035184	0.5846	EXP 150 of 150
13D04293	4.5 %	0.1533722 ± 0.0008908	0.3635	EXP 150 of 150	31.436481 ± 0.034653	0.9638	EXP 150 of 150	0.0380629 ± 0.0318621	0.0000	EXP 150 of 150	5.9418669 ± 0.0247621	0.7103	EXP 150 of 150	54.092480 ± 0.033006	0.8397	EXP 150 of 150
13D04294	5.2 %	0.2526095 ± 0.0012133	0.5548	EXP 150 of 150	53.792126 ± 0.033440	0.9885	EXP 150 of 150	0.1062746 ± 0.0297342	0.0002	EXP 150 of 150	10.1102405 ± 0.0240708	0.8812	EXP 150 of 150	90.638401 ± 0.032593	0.9900	EXP 150 of 150
13D04295	6.1 %	0.3344575 ± 0.0013936	0.6371	EXP 150 of 150	72.318138 ± 0.036550	0.9922	EXP 150 of 150	0.1886837 ± 0.0260443	0.0218	EXP 150 of 150	13.7070868 ± 0.0273141	0.9154	EXP 150 of 150	120.788476 ± 0.036724	0.9951	EXP 150 of 150
13D04297	7.3 %	0.3581872 ± 0.0013437	0.7048	EXP 150 of 150	77.492627 ± 0.035323	0.9937	EXP 150 of 150	0.1871737 ± 0.0300407	0.0183	EXP 150 of 150	14.7637456 ± 0.0266384	0.9310	EXP 150 of 150	130.249361 ± 0.035278	0.9965	EXP 150 of 150
13D04298	8.5 %	0.3618602 ± 0.0012632	0.7141	EXP 150 of 150	78.076360 ± 0.036096	0.9935	EXP 150 of 150	0.1594294 ± 0.0292174	0.0006	EXP 150 of 150	14.9107297 ± 0.0272982	0.9252	EXP 150 of 150	132.565449 ± 0.033852	0.9970	EXP 150 of 150
13D04299	9.7 %	0.1745108 ± 0.0009973	0.4170	EXP 150 of 150	35.576414 ± 0.032847	0.9742	EXP 150 of 150	0.0144638 ± 0.0279953	0.0140	EXP 150 of 150	6.9138914 ± 0.0264910	0.7395	EXP 150 of 150	64.311266 ± 0.031646	0.9629	EXP 150 of 150
13D04301	11.0 %	0.0982716 ± 0.0006334	0.1159	EXP 150 of 150	18.860049 ± 0.032879	0.9181	EXP 150 of 150	<b>0.0008491</b> ± 0.0283116	0.0000	EXP 150 of 150	3.7793786 ± 0.0257137	0.4583	EXP 150 of 150	37.037762 ± 0.034703	0.1655	EXP 150 of 150
13D04302	12.4 %	0.0635484 ± 0.0005765	0.0111	EXP 150 of 150	11.332368 ± 0.029554	0.8122	EXP 150 of 150	<b>0.0175107</b> ± 0.0267601	0.0042	EXP 150 of 150	2.2491055 ± 0.0251695	0.2339	EXP 150 of 150	25.778652 ± 0.027047	0.9071	EXP 149 of 150
13D04303	14.0 %	0.1585311 ± 0.0009307	0.3471	EXP 150 of 150	30.363670 ± 0.033530	0.9634	EXP 150 of 150	0.0638441 ± 0.0268189	0.0014	EXP 150 of 150	6.0873195 ± 0.0279016	0.6605	EXP 150 of 150	69.854281 ± 0.033745	0.9766	EXP 150 of 150
13D04305	15.8 %	0.1659708 ± 0.0009162	0.3736	EXP 150 of 150	32.958133 ± 0.036467	0.9627	EXP 150 of 150	0.1023825 ± 0.0275730	0.0093	EXP 150 of 150	6.5495085 ± 0.0268228	0.7065	EXP 150 of 150	63.710040 ± 0.032877	0.9669	EXP 150 of 150
13D04306	18.0 %	0.1884270 ± 0.0010556	0.4069	EXP 150 of 150	38.638673 ± 0.035980	0.9738	EXP 150 of 150	0.0573836 ± 0.0272366	0.0051	EXP 150 of 150	7.5224044 ± 0.0245896	0.7692	EXP 150 of 150	71.034835 ± 0.036273	0.9760	EXP 150 of 150
13D04308	20.5 %	0.1771684 ± 0.0010858	0.3927	EXP 150 of 150	37.039104 ± 0.034915	0.9727	EXP 150 of 150	0.0763922 ± 0.0264191	0.0013	EXP 150 of 150	7.0754941 ± 0.0265909	0.7043	EXP 150 of 150	66.326662 ± 0.038659	0.9636	EXP 150 of 150

Project Info		Analyst	Irradiation	X-pos	Y-pos	Z/H-pos	Project	Experiment	Nmb
13D04283	1.6 %	Susan Schnur	13-OSU-05	0.00	0.00	49.10	Walvis Ridge\MV1203 (13-INT-04)	13D04282	01
13D04285	2.0 %	Susan Schnur	13-OSU-05	0.00	0.00	49.10	Walvis Ridge\MV1203 (13-INT-04)	13D04282	01
13D04286	2.4 %	Susan Schnur	13-OSU-05	0.00	0.00	49.10	Walvis Ridge\MV1203 (13-INT-04)	13D04282	01
13D04287	2.8 %	Susan Schnur	13-OSU-05	0.00	0.00	49.10	Walvis Ridge\MV1203 (13-INT-04)	13D04282	01
13D04289	3.2 %	Susan Schnur	13-OSU-05	0.00	0.00	49.10	Walvis Ridge\MV1203 (13-INT-04)	13D04282	01
13D04290	3.6 %	Susan Schnur	13-OSU-05	0.00	0.00	49.10	Walvis Ridge\MV1203 (13-INT-04)	13D04282	01
13D04291	4.0 %	Susan Schnur	13-OSU-05	0.00	0.00	49.10	Walvis Ridge\MV1203 (13-INT-04)	13D04282	01
13D04293	4.5 %	Susan Schnur	13-OSU-05	0.00	0.00	49.10	Walvis Ridge\MV1203 (13-INT-04)	13D04282	01
13D04294	5.2 %	Susan Schnur	13-OSU-05	0.00	0.00	49.10	Walvis Ridge\MV1203 (13-INT-04)	13D04282	01
13D04295	6.1 %	Susan Schnur	13-OSU-05	0.00	0.00	49.10	Walvis Ridge\MV1203 (13-INT-04)	13D04282	01
13D04297	7.3 %	Susan Schnur	13-OSU-05	0.00	0.00	49.10	Walvis Ridge\MV1203 (13-INT-04)	13D04282	01
13D04298	8.5 %	Susan Schnur	13-OSU-05	0.00	0.00	49.10	Walvis Ridge\MV1203 (13-INT-04)	13D04282	01
13D04299	9.7 %	Susan Schnur	13-OSU-05	0.00	0.00	49.10	Walvis Ridge\MV1203 (13-INT-04)	13D04282	01
13D04301	11.0 %	Susan Schnur	13-OSU-05	0.00	0.00	49.10	Walvis Ridge\MV1203 (13-INT-04)	13D04282	01
13D04302	12.4 %	Susan Schnur	13-OSU-05	0.00	0.00	49.10	Walvis Ridge\MV1203 (13-INT-04)	13D04282	01
13D04303	14.0 %	Susan Schnur	13-OSU-05	0.00	0.00	49.10	Walvis Ridge\MV1203 (13-INT-04)	13D04282	01
13D04305	15.8 %	Susan Schnur	13-OSU-05	0.00	0.00	49.10	Walvis Ridge\MV1203 (13-INT-04)	13D04282	01
13D04306	18.0 %	Susan Schnur	13-OSU-05	0.00	0.00	49.10	Walvis Ridge\MV1203 (13-INT-04)	13D04282	01
13D04308	20.5 %	Susan Schnur	13-OSU-05	0.00	0.00	49.10	Walvis Ridge\MV1203 (13-INT-04)	13D04282	01

Sample Parameters	Sample	Material	Location	Standard Name	Standard (in Ma)	%1σ	Standard Reference	Standard 40Ar/39Ar	%1σ	J	%1σ	Air 40Ar/36Ar	%1σ	MDF (lin)	%1σ	Volume Ratio	Sensitivity (mol/volt)	Day	Month	Year	Hour	Min	Resist	
13D04283	1.6 %	MV1203-D38-02B	Plagioclase	Hector Guyot	FCT-NM	28.02	0.143	Kuiper et al (2008)	9.6277	0.12	0.00162196	0.120	302.759	0.094	0.99399821	0.063	1	4.8E-14	11	NOV	2013	7	9	1
13D04285	2.0 %	MV1203-D38-02B	Plagioclase	Hector Guyot	FCT-NM	28.02	0.143	Kuiper et al (2008)	9.6277	0.12	0.00162196	0.120	302.759	0.094	0.99399821	0.063	1	4.8E-14	11	NOV	2013	7	34	1
13D04286	2.4 %	MV1203-D38-02B	Plagioclase	Hector Guyot	FCT-NM	28.02	0.143	Kuiper et al (2008)	9.6277	0.12	0.00162196	0.120	302.759	0.094	0.99399821	0.063	1	4.8E-14	11	NOV	2013	7	46	1
13D04287	2.8 %	MV1203-D38-02B	Plagioclase	Hector Guyot	FCT-NM	28.02	0.143	Kuiper et al (2008)	9.6277	0.12	0.00162196	0.120	302.759	0.094	0.99399821	0.063	1	4.8E-14	11	NOV	2013	7	58	1
13D04289	3.2 %	MV1203-D38-02B	Plagioclase	Hector Guyot	FCT-NM	28.02	0.143	Kuiper et al (2008)	9.6277	0.12	0.00162196	0.120	302.759	0.094	0.99399821	0.063	1	4.8E-14	11	NOV	2013	8	23	1
13D04290	3.6 %	MV1203-D38-02B	Plagioclase	Hector Guyot	FCT-NM	28.02	0.143	Kuiper et al (2008)	9.6277	0.12	0.00162196	0.120	302.759	0.094	0.99399821	0.063	1	4.8E-14	11	NOV	2013	8	36	1
13D04291	4.0 %	MV1203-D38-02B	Plagioclase	Hector Guyot	FCT-NM	28.02	0.143	Kuiper et al (2008)	9.6277	0.12	0.00162196	0.120	302.759	0.094	0.99399821	0.063	1	4.8E-14	11	NOV	2013	8	48	1
13D04293	4.5 %	MV1203-D38-02B	Plagioclase	Hector Guyot	FCT-NM	28.02	0.143	Kuiper et al (2008)	9.6277	0.12	0.00162196	0.120	302.759	0.094	0.99399821	0.063	1	4.8E-14	11	NOV	2013	9	13	1
13D04294	5.2 %	MV1203-D38-02B	Plagioclase	Hector Guyot	FCT-NM	28.02	0.143	Kuiper et al (2008)	9.6277	0.12	0.00162196	0.120	302.759	0.094	0.99399821	0.063	1	4.8E-14	11	NOV	2013	9	25	1
13D04295	6.1 %	MV1203-D38-02B	Plagioclase	Hector Guyot	FCT-NM	28.02	0.143	Kuiper et al (2008)	9.6277	0.12	0.00162196	0.120	302.759	0.094	0.99399821	0.063	1	4.8E-14	11	NOV	2013	9	38	1
13D04297	7.3 %	MV1203-D38-02B	Plagioclase	Hector Guyot	FCT-NM	28.02	0.143	Kuiper et al (2008)	9.6277	0.12	0.00162196	0.120	302.759	0.094	0.99399821	0.063	1	4.8E-14	11	NOV	2013	10	3	1
13D04298	8.5 %	MV1203-D38-02B	Plagioclase	Hector Guyot	FCT-NM	28.02	0.143	Kuiper et al (2008)	9.6277	0.12	0.00162196	0.120	302.759	0.094	0.99399821	0.063	1	4.8E-14	11	NOV	2013	10	19	1
13D04299	9.7 %	MV1203-D38-02B	Plagioclase	Hector Guyot	FCT-NM	28.02	0.143	Kuiper et al (2008)	9.6277	0.12	0.00162196	0.120	302.759	0.094	0.99399821	0.063	1	4.8E-14	11	NOV	2013	10	31	1
13D04301	11.0 %	MV1203-D38-02B	Plagioclase	Hector Guyot	FCT-NM	28.02	0.143	Kuiper et al (2008)	9.6277	0.12	0.00162196	0.120	302.759	0.094	0.99399821	0.063	1	4.8E-14	11	NOV	2013	10	56	1
13D04302	12.4 %	MV1203-D38-02B	Plagioclase	Hector Guyot	FCT-NM	28.02	0.143	Kuiper et al (2008)	9.6277	0.12	0.00162196	0.120	302.759	0.094	0.99399821	0.063	1	4.8E-14	11	NOV	2013	11	9	1
13D04303	14.0 %	MV1203-D38-02B	Plagioclase	Hector Guyot	FCT-NM	28.02	0.143	Kuiper et al (2008)	9.6277	0.12	0.00162196	0.120	302.759	0.094	0.99399821	0.063	1	4.8E-14	11	NOV	2013	11	21	1
13D04305	15.8 %	MV1203-D38-02B	Plagioclase	Hector Guyot	FCT-NM	28.02	0.143	Kuiper et al (2008)	9.6277	0.12	0.00162196	0.120	302.759	0.094	0.99399821	0.063	1	4.8E-14	11	NOV	2013	11	46	1
13D04306	18.0 %	MV1203-D38-02B	Plagioclase	Hector Guyot	FCT-NM	28.02	0.143	Kuiper et al (2008)	9.6277	0.12	0.00162196	0.120	302.759	0.094	0.99399821	0.063	1	4.8E-14	11	NOV	2013	11	58	1
13D04308	20.5 %	MV1203-D38-02B	Plagioclase	Hector Guyot	FCT-NM	28.02	0.143	Kuiper et al (2008)	9.6277	0.12	0.00162196	0.120	302.759	0.094	0.99399821	0.063	1	4.8E-14	11	NOV	2013	12	23	1

<b>Irradiation Constants</b>		<b>40/36(a)</b>	<b>%1σ</b>	<b>40/36(c)</b>	<b>%1σ</b>	<b>38/36(a)</b>	<b>%1σ</b>	<b>38/36(c)</b>	<b>%1σ</b>	<b>39/37(ca)</b>	<b>%1σ</b>	<b>38/37(ca)</b>	<b>%1σ</b>	<b>36/37(ca)</b>	<b>%1σ</b>	<b>40/39(k)</b>	<b>%1σ</b>	<b>38/39(k)</b>	<b>%1σ</b>	<b>36/38(cl)</b>	<b>%1σ</b>	<b>K/Ca</b>	<b>%1σ</b>	<b>K/Cl</b>	<b>%1σ</b>	<b>Ca/Cl</b>	<b>%1σ</b>
13D04283	1.6 %	295.5	0	0.018	35	0.1869	0	1.493	3	0.0006756	1.32	0.0000718	12.82	0.0002663	0.15	0.003823	2.66	0.012031	0.16	0	0	0.43	0	0	0	0	0
13D04285	2.0 %	295.5	0	0.018	35	0.1869	0	1.493	3	0.0006756	1.32	0.0000718	12.82	0.0002663	0.15	0.003823	2.66	0.012031	0.16	0	0	0.43	0	0	0	0	0
13D04286	2.4 %	295.5	0	0.018	35	0.1869	0	1.493	3	0.0006756	1.32	0.0000718	12.82	0.0002663	0.15	0.003823	2.66	0.012031	0.16	0	0	0.43	0	0	0	0	0
13D04287	2.8 %	295.5	0	0.018	35	0.1869	0	1.493	3	0.0006756	1.32	0.0000718	12.82	0.0002663	0.15	0.003823	2.66	0.012031	0.16	0	0	0.43	0	0	0	0	0
13D04289	3.2 %	295.5	0	0.018	35	0.1869	0	1.493	3	0.0006756	1.32	0.0000718	12.82	0.0002663	0.15	0.003823	2.66	0.012031	0.16	0	0	0.43	0	0	0	0	0
13D04290	3.6 %	295.5	0	0.018	35	0.1869	0	1.493	3	0.0006756	1.32	0.0000718	12.82	0.0002663	0.15	0.003823	2.66	0.012031	0.16	0	0	0.43	0	0	0	0	0
13D04291	4.0 %	295.5	0	0.018	35	0.1869	0	1.493	3	0.0006756	1.32	0.0000718	12.82	0.0002663	0.15	0.003823	2.66	0.012031	0.16	0	0	0.43	0	0	0	0	0
13D04293	4.5 %	295.5	0	0.018	35	0.1869	0	1.493	3	0.0006756	1.32	0.0000718	12.82	0.0002663	0.15	0.003823	2.66	0.012031	0.16	0	0	0.43	0	0	0	0	0
13D04294	5.2 %	295.5	0	0.018	35	0.1869	0	1.493	3	0.0006756	1.32	0.0000718	12.82	0.0002663	0.15	0.003823	2.66	0.012031	0.16	0	0	0.43	0	0	0	0	0
13D04295	6.1 %	295.5	0	0.018	35	0.1869	0	1.493	3	0.0006756	1.32	0.0000718	12.82	0.0002663	0.15	0.003823	2.66	0.012031	0.16	0	0	0.43	0	0	0	0	0
13D04297	7.3 %	295.5	0	0.018	35	0.1869	0	1.493	3	0.0006756	1.32	0.0000718	12.82	0.0002663	0.15	0.003823	2.66	0.012031	0.16	0	0	0.43	0	0	0	0	0
13D04298	8.5 %	295.5	0	0.018	35	0.1869	0	1.493	3	0.0006756	1.32	0.0000718	12.82	0.0002663	0.15	0.003823	2.66	0.012031	0.16	0	0	0.43	0	0	0	0	0
13D04299	9.7 %	295.5	0	0.018	35	0.1869	0	1.493	3	0.0006756	1.32	0.0000718	12.82	0.0002663	0.15	0.003823	2.66	0.012031	0.16	0	0	0.43	0	0	0	0	0
13D04301	11.0 %	295.5	0	0.018	35	0.1869	0	1.493	3	0.0006756	1.32	0.0000718	12.82	0.0002663	0.15	0.003823	2.66	0.012031	0.16	0	0	0.43	0	0	0	0	0
13D04302	12.4 %	295.5	0	0.018	35	0.1869	0	1.493	3	0.0006756	1.32	0.0000718	12.82	0.0002663	0.15	0.003823	2.66	0.012031	0.16	0	0	0.43	0	0	0	0	0
13D04303	14.0 %	295.5	0	0.018	35	0.1869	0	1.493	3	0.0006756	1.32	0.0000718	12.82	0.0002663	0.15	0.003823	2.66	0.012031	0.16	0	0	0.43	0	0	0	0	0
13D04305	15.8 %	295.5	0	0.018	35	0.1869	0	1.493	3	0.0006756	1.32	0.0000718	12.82	0.0002663	0.15	0.003823	2.66	0.012031	0.16	0	0	0.43	0	0	0	0	0
13D04306	18.0 %	295.5	0	0.018	35	0.1869	0	1.493	3	0.0006756	1.32	0.0000718	12.82	0.0002663	0.15	0.003823	2.66	0.012031	0.16	0	0	0.43	0	0	0	0	0
13D04308	20.5 %	295.5	0	0.018	35	0.1869	0	1.493	3	0.0006756	1.32	0.0000718	12.82	0.0002663	0.15	0.003823	2.66	0.012031	0.16	0	0	0.43	0	0	0	0	0

**13D04282.AGE >>> MV1203-D38-02B >>> WALVIS RIDGE | MV1203 (13-INT-04) PROJECT**



**Ar-Ages in Ma**

**WEIGHTED PLATEAU**  
 $26.34 \pm 0.22$

**TOTAL FUSION**  
 $26.71 \pm 0.20$

**NORMAL ISOCHRON**  
 $26.65 \pm 0.37$

**INVERSE ISOCHRON**  
 $26.06 \pm 0.37$

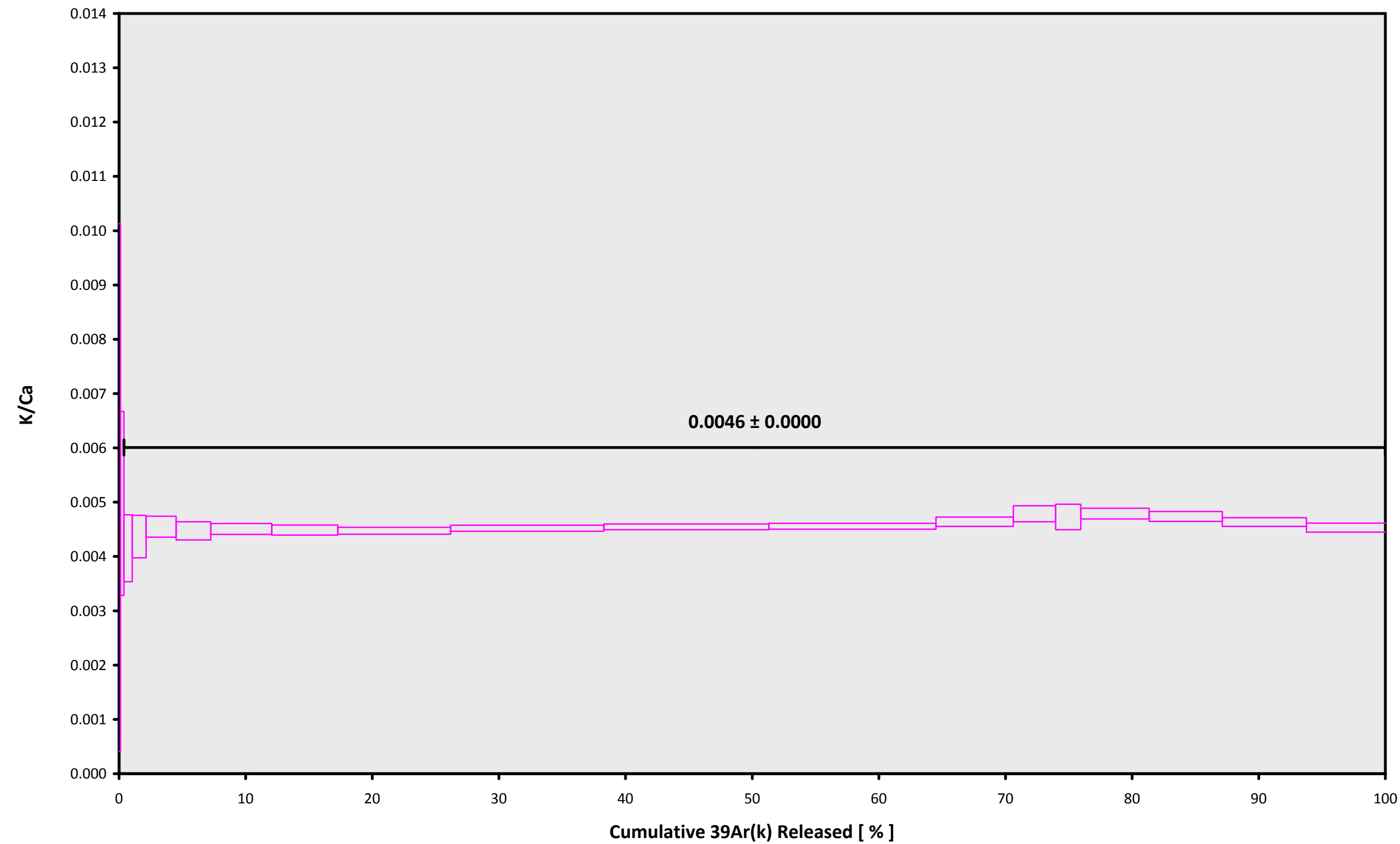
**MSWD (PROBABILITY)**  
 $1.55$  (8%)

**Sample Info**

Plagioclase  
Hector Guyot  
Susan Schnur

IRR = 13-OSU-05  
 $J = 0.00162196 \pm 0.00000195$

13D04282.AGE >>> MV1203-D38-02B >>> WALVIS RIDGE | MV1203 (13-INT-04) PROJECT



Ar-Ages in Ma

WEIGHTED PLATEAU

26.34 ± 0.22

TOTAL FUSION

26.71 ± 0.20

NORMAL ISOCHRON

26.65 ± 0.37

INVERSE ISOCHRON

26.06 ± 0.37

Sample Info

Plagioclase

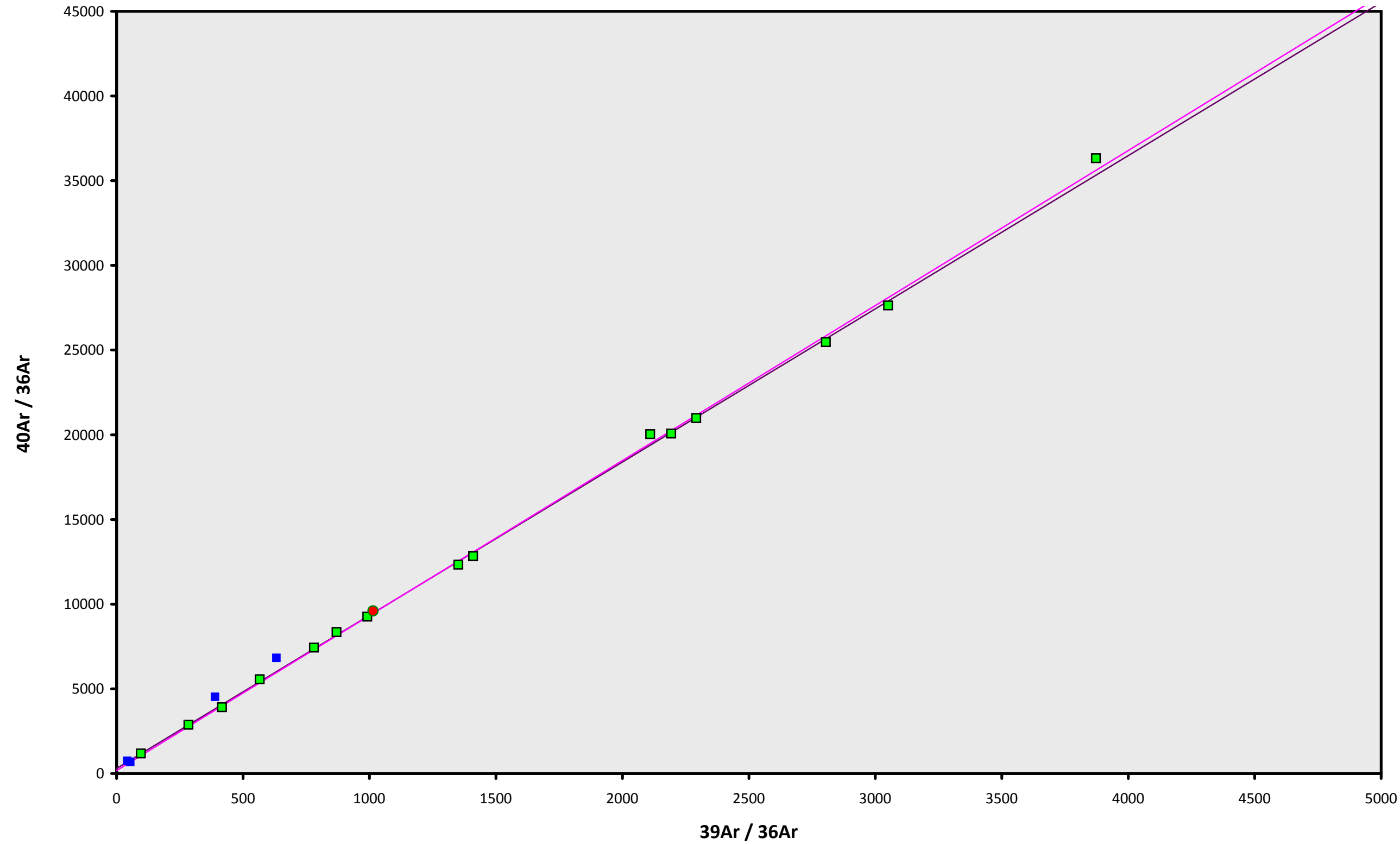
Hector Guyot

Susan Schnur

IRR = 13-OSU-05

J = 0.00162196 ± 0.00000195

**13D04282.AGE >>> MV1203-D38-02B >>> WALVIS RIDGE | MV1203 (13-INT-04) PROJECT**



**Ar-Ages in Ma**

**WEIGHTED PLATEAU**  
26.34 ± 0.22

**TOTAL FUSION**  
26.71 ± 0.20

**NORMAL ISOCHRON**  
26.65 ± 0.37

**INVERSE ISOCHRON**  
26.06 ± 0.37

**MSWD (PROBABILITY)**  
2.55 (0%)

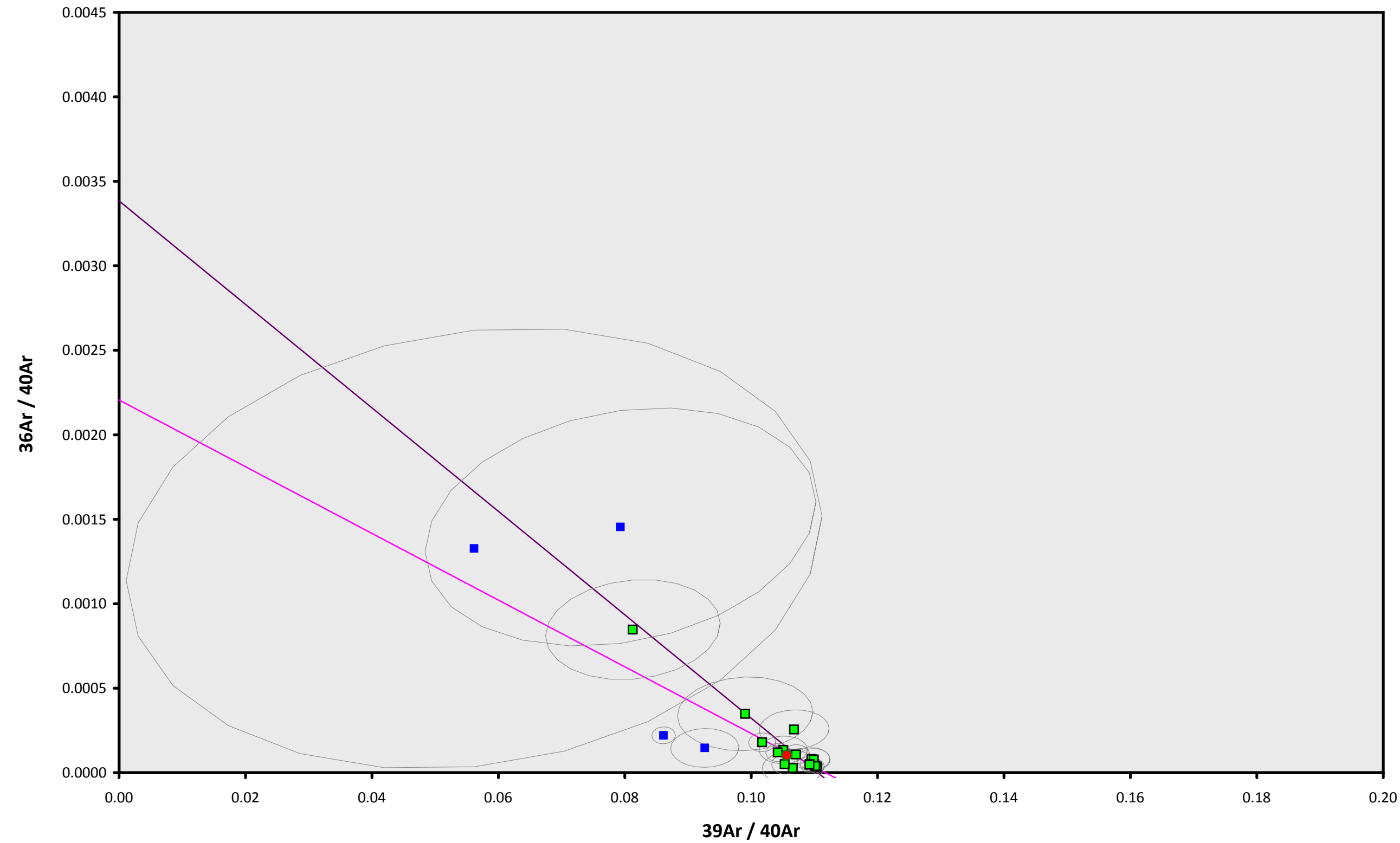
**40AR/36AR INTERCEPT**  
171.5 ± 174.2

**Sample Info**

Plagioclase  
Hector Guyot  
Susan Schnur

IRR = 13-OSU-05  
J = 0.00162196 ± 0.00000195

13D04282.AGE >>> MV1203-D38-02B >>> WALVIS RIDGE | MV1203 (13-INT-04) PROJECT



Ar-Ages in Ma

WEIGHTED PLATEAU

$26.34 \pm 0.22$

TOTAL FUSION

$26.71 \pm 0.20$

NORMAL ISOCHRON

$26.65 \pm 0.37$

INVERSE ISOCHRON

$26.06 \pm 0.37$

MSWD (PROBABILITY)

1.12 (34%)

SPREADING FACTOR

26.0%

40AR/36AR INTERCEPT

$453.3 \pm 148.8$

Sample Info

Plagioclase

Hector Guyot

Susan Schnur

IRR = 13-OSU-05

$J = 0.00162196 \pm 0.00000195$