

Relative Abundances		36Ar [fA]	%1σ	37Ar [fA]	%1σ	38Ar [fA]	%1σ	39Ar [fA]	%1σ	40Ar [fA]	%1σ	40(r)/39(k) ± 2σ	Age ± 2σ (Ma)	40Ar(r) (%)	39Ar(k) (%)	K/Ca ± 2σ
13D04310	1.6 %	0.0161156	3.837	31.1178	2.503	0.343424	12.703	24.5752	0.167	90.5392	0.091	3.58940 ± 0.02085	11.48 ± 0.07	97.34	1.22	0.339 ± 0.017
13D04312	2.0 %	0.0271331	2.534	66.7305	1.301	0.720769	5.713	55.2305	0.097	200.5631	0.041	3.58045 ± 0.01085	11.45 ± 0.03	98.52	2.73	0.356 ± 0.009
13D04313	2.4 %	0.0331267	2.109	83.8232	1.055	0.895068	4.830	68.0945	0.086	247.7081	0.035	3.59006 ± 0.00927	11.48 ± 0.03	98.61	3.37	0.349 ± 0.007
13D04314	2.8 %	0.0603360	1.389	160.5903	0.665	1.593824	2.682	134.2484	0.071	488.2911	0.019	3.59763 ± 0.00661	11.51 ± 0.02	98.83	6.64	0.359 ± 0.005
13D04316	3.2 %	0.0528800	1.500	163.8615	0.660	1.620409	2.454	135.9616	0.071	492.3969	0.018	3.60061 ± 0.00646	11.52 ± 0.02	99.34	6.72	0.356 ± 0.005
13D04317	3.6 %	✓ 0.0929490	1.111	178.4242	0.624	1.780979	2.216	147.0753	0.070	543.5650	0.017	3.60368 ± 0.00677	11.53 ± 0.02	97.43	7.27	0.354 ± 0.004
13D04318	4.0 %	✓ 0.0713033	1.117	214.4311	0.573	2.116491	1.943	179.7561	0.068	652.4182	0.014	3.60521 ± 0.00576	11.53 ± 0.02	99.25	8.89	0.360 ± 0.004
13D04320	4.5 %	✓ 0.0797152	1.125	235.6448	0.548	2.393177	1.586	199.0448	0.067	722.7365	0.013	3.60490 ± 0.00571	11.53 ± 0.02	99.20	9.84	0.363 ± 0.004
13D04321	5.2 %	✓ 0.1138372	0.950	298.5199	0.512	3.030320	1.339	257.1824	0.066	938.8623	0.011	3.61012 ± 0.00550	11.55 ± 0.02	98.81	12.72	0.370 ± 0.004
13D04322	6.1 %	✓ 0.1299036	0.839	365.8020	0.497	3.836810	1.043	315.7157	0.065	1150.6121	0.010	3.61306 ± 0.00525	11.56 ± 0.02	99.06	15.61	0.371 ± 0.004
13D04324	7.3 %	0.1216692	0.845	308.9218	0.512	3.166108	1.261	268.0397	0.066	981.5440	0.010	3.61749 ± 0.00541	11.57 ± 0.02	98.71	13.25	0.373 ± 0.004
13D04325	8.5 %	0.0618508	1.340	128.6917	0.752	1.290649	3.135	111.5919	0.072	412.8781	0.021	3.62586 ± 0.00715	11.60 ± 0.02	97.92	5.52	0.373 ± 0.006
13D04326	9.7 %	0.0300799	2.144	52.4004	1.586	0.543926	7.428	43.6601	0.109	163.6051	0.050	3.63725 ± 0.01275	11.63 ± 0.04	96.99	2.16	0.358 ± 0.011
13D04328	11.0 %	0.0125723	4.829	35.9768	2.230	0.286110	14.604	28.5478	0.155	104.5691	0.078	3.63125 ± 0.01836	11.61 ± 0.06	99.05	1.41	0.341 ± 0.015
13D04329	12.5 %	0.0077094	7.653	22.5178	3.572	0.254245	16.134	17.9947	0.212	65.8261	0.122	3.62935 ± 0.02725	11.61 ± 0.09	99.13	0.89	0.343 ± 0.025
13D04330	14.5 %	0.0053965	10.752	19.2874	3.978	0.175820	24.371	14.0977	0.264	51.9887	0.152	3.68190 ± 0.03420	11.77 ± 0.11	99.75	0.70	0.314 ± 0.025
13D04332	17.0 %	0.0071189	8.173	14.9943	5.207	0.107428	37.858	11.2679	0.344	41.9182	0.191	3.63761 ± 0.04338	11.63 ± 0.14	97.69	0.56	0.323 ± 0.034
13D04333	20.0 %	0.0049802	11.339	13.4652	5.698	0.119487	32.434	10.2980	0.348	38.0915	0.212	3.65831 ± 0.04566	11.70 ± 0.15	98.81	0.51	0.329 ± 0.038
Σ		0.9286770	0.364	2395.2007	0.195	24.275042	0.715	2022.3823	0.021	7388.1132	0.005					

Information on Analysis and Constants Used in Calculations

Project = **MV1203 (13-INT-04)**
Sample = **MV1203-D43B-07**
Material = **Feldspar**
Location = **Crawford Guyot**
Region = **Walvis Ridge**
Analyst = **Susan Schnur**
Irradiation = **13-OSU-05**
Position = X: | Y: | Z/H: **9.86 mm**
FCT-NM Age = **28.201 ± 0.023 Ma**
FCT-NM Reference = **Kuiper et al (2008)**
FCT-NM 40Ar/39Ar Ratio = **8.85866 ± 0.01152**
FCT-NM J-value = **0.00177424 ± 0.00000231**
Air Shot 40Ar/36Ar = **302.7600 ± 0.2846**
Air Shot MDF = **0.99399740 ± 0.00062292 (LIN)**
Experiment Type = **Incremental Heating**
Extraction Method = **Bulk Laser Heating**
Heating = **60 sec**
Isolation = **5.52 min**
Instrument = **ARGUS-VI-D**
Preferred Age = **Plateau Age**
Age Classification = **Eruption Age**
IGSN = **IES10014**
Rock Class = **Igneous>Volcanic>Mafic**
Lithology = **Trachyte**
Lat-Lon = **38°46.5'S - 10°41.3'W**

Age Equations = **Min et al. (2000)**
Negative Intensities = **Allowed**
Collector Calibrations = **40Ar 36Ar**
Decay 40K = **5.530 ± 0.048 E-10 1/a**
Decay 39Ar = **2.940 ± 0.016 E-07 1/h**
Decay 37Ar = **8.230 ± 0.012 E-04 1/h**
Decay 36Cl = **2.257 ± 0.015 E-06 1/a**
Decay 40K(EC,β⁺) = **0.580 ± 0.009 E-10 1/a**
Decay 40K(β⁻) = **4.950 ± 0.043 E-10 1/a**
Atmospheric 40/36(a) = **295.50**
Atmospheric 38/36(a) = **0.1869**
Production 39/37(ca) = **0.0006756 ± 0.0000089**
Production 38/37(ca) = **0.0000718 ± 0.0000092**
Production 36/37(ca) = **0.0002663 ± 0.0000004**
Production 40/39(k) = **0.003823 ± 0.000102**
Production 38/39(k) = **0.012031 ± 0.000019**
Production 36/38(cl) = **262.80 ± 1.71**
Scaling Ratio K/Ca = **0.430**
Abundance Ratio 40K/K = **1.1700 ± 0.0100 E-04**
Atomic Weight K = **39.0983 ± 0.0001 g**

Results

	40(a)/36(a) ± 2σ	40(r)/39(k) ± 2σ	Age ± 2σ (Ma)	MSWD	39Ar(k) (%n)	K/Ca ± 2σ
Age Plateau		3.60787 ± 0.00364 ± 0.10%	11.54 ± 0.03 ± 0.28%	2.01 9%	54.33 5	0.364 ± 0.006
			Full External Error ± 0.26 Analytical Error ± 0.01	2.41 1.4181	2σ Confidence Limit Error Magnification	
Total Fusion Age		3.60975 ± 0.00191 ± 0.05%	11.54 ± 0.03 ± 0.26%		18	0.363 ± 0.001
			Full External Error ± 0.26 Analytical Error ± 0.01			
Normal Isochron Error Chron	303.81 ± 59.78 ± 19.68%	3.60558 ± 0.00912 ± 0.25%	11.53 ± 0.04 ± 0.36%	3.14 2%	54.33 5	
			Full External Error ± 0.26 Analytical Error ± 0.03	2.63 1.7709	2σ Confidence Limit Error Magnification	
				1 0.0000011078	Number of Iterations Convergence	
Inverse Isochron Clustered Points	281.82 ± 52.11 ± 18.49%	3.60966 ± 0.00797 ± 0.22%	11.54 ± 0.04 ± 0.34%	2.47 6%	54.33 5	
			Full External Error ± 0.26 Analytical Error ± 0.03	2.63 1.5719	2σ Confidence Limit Error Magnification	
Notes				3 0.0001052198	Number of Iterations Convergence	
			Slanting slightly upwards but plateau is fine. Excess argon signature.	2%	Spreading Factor	

Incremental Heating		36Ar(a) [fA]	37Ar(ca) [fA]	38Ar(cl) [fA]	39Ar(k) [fA]	40Ar(r) [fA]	Age ± 2σ (Ma)	40Ar(r) (%)	39Ar(k) (%)	K/Ca ± 2σ
13D04310	1.6 %	0.0078187	31.1178	0.0443169	24.5542	88.1349	11.48 ± 0.07	97.34	1.22	0.339 ± 0.017
13D04312	2.0 %	0.0093511	66.7305	0.0502939	55.1854	197.5889	11.45 ± 0.03	98.52	2.73	0.356 ± 0.009
13D04313	2.4 %	0.0107887	83.8232	0.0684700	68.0378	244.2600	11.48 ± 0.03	98.61	3.37	0.349 ± 0.007
13D04314	2.8 %	0.0175708	160.5903	0.0000000	134.1399	482.5861	11.51 ± 0.02	98.83	6.64	0.359 ± 0.005
13D04316	3.2 %	0.0092436	163.8615	0.0000000	135.8509	489.1461	11.52 ± 0.02	99.34	6.72	0.356 ± 0.005
13D04317	3.6 %	✓ 0.0454346	178.4242	0.0000000	146.9547	529.5772	11.53 ± 0.02	97.43	7.27	0.354 ± 0.004
13D04318	4.0 %	✓ 0.0142003	214.4311	0.0000000	179.6112	647.5354	11.53 ± 0.02	99.25	8.89	0.360 ± 0.004
13D04320	4.5 %	✓ 0.0169630	235.6448	0.0000000	198.8856	716.9636	11.53 ± 0.02	99.20	9.84	0.363 ± 0.004
13D04321	5.2 %	✓ 0.0343414	298.5199	0.0000000	256.9807	927.7319	11.55 ± 0.02	98.81	12.72	0.370 ± 0.004
13D04322	6.1 %	✓ 0.0324884	365.8020	0.0090711	315.4686	1139.8058	11.56 ± 0.02	99.06	15.61	0.371 ± 0.004
13D04324	7.3 %	0.0394033	308.9218	0.0000000	267.8310	968.8764	11.57 ± 0.02	98.71	13.25	0.373 ± 0.004
13D04325	8.5 %	0.0275802	128.6917	0.0000000	111.5050	404.3018	11.60 ± 0.02	97.92	5.52	0.373 ± 0.006
13D04326	9.7 %	0.0161229	52.4004	0.0123018	43.6247	158.6740	11.63 ± 0.04	96.99	2.16	0.358 ± 0.011
13D04328	11.0 %	0.0029917	35.9768	0.0000000	28.5235	103.5760	11.61 ± 0.06	99.05	1.41	0.341 ± 0.015
13D04329	12.5 %	0.0017046	22.5178	0.0359987	17.9794	65.2536	11.61 ± 0.09	99.13	0.89	0.343 ± 0.025
13D04330	14.5 %	0.0002592	19.2874	0.0049342	14.0846	51.8582	11.77 ± 0.11	99.75	0.70	0.314 ± 0.025
13D04332	17.0 %	0.0031259	14.9943	0.0000000	11.2578	40.9514	11.63 ± 0.14	97.69	0.56	0.323 ± 0.034
13D04333	20.0 %	0.0013945	13.4652	0.0000000	10.2889	37.6401	11.70 ± 0.15	98.81	0.51	0.329 ± 0.038
Σ		0.2907829	2395.2007	0.2253865	2020.7641	7294.4615				

Information on Analysis	Results	40(r)/39(k) ± 2σ	Age ± 2σ (Ma)	MSWD	39Ar(k) (%n)	K/Ca ± 2σ
Project = MV1203 (13-INT-04) Sample = MV1203-D43B-07 Material = Feldspar Location = Crawford Guyot Region = Walvis Ridge Analyst = Susan Schnur Irradiation = 13-OSU-05 J = 0.00177424 ± 0.00000231 FCT-NM = 28.201 ± 0.023 Ma	Age Plateau	3.60787 ± 0.00364 ± 0.10%	11.54 ± 0.03 ± 0.28% Full External Error ± 0.26 Analytical Error ± 0.01	2.01 9%	54.33 5	0.364 ± 0.006
	Total Fusion Age	3.60975 ± 0.00191 ± 0.05%	11.54 ± 0.03 ± 0.26% Full External Error ± 0.26 Analytical Error ± 0.01	2.41 1.4181	2σ Confidence Limit Error Magnification	18 0.363 ± 0.001

Normal Isochron		39(k)/36(a) ± 2σ	40(a+r)/36(a) ± 2σ	r.i.
13D04310	1.6 %	3140.45 ± 524.21	11567.84 ± 1930.66	0.9997
13D04312	2.0 %	5901.47 ± 916.41	21425.46 ± 3326.84	0.9999
13D04313	2.4 %	6306.39 ± 862.92	22935.84 ± 3138.16	0.9999
13D04314	2.8 %	7634.25 ± 771.00	27760.73 ± 2803.37	0.9999
13D04316	3.2 %	14696.69 ± 2691.57	53212.54 ± 9745.13	1.0000
13D04317	3.6 % ✓	3234.42 ± 153.40	11951.30 ± 566.57	0.9995
13D04318	4.0 % ✓	12648.40 ± 1542.03	45895.56 ± 5595.03	0.9999
13D04320	4.5 % ✓	11724.66 ± 1334.62	42561.76 ± 4844.49	0.9999
13D04321	5.2 % ✓	7483.12 ± 506.58	27310.49 ± 1848.48	0.9998
13D04322	6.1 % ✓	9710.20 ± 718.21	35379.00 ± 2616.39	0.9998
13D04324	7.3 %	6797.17 ± 385.93	24884.22 ± 1412.50	0.9997
13D04325	8.5 %	4042.93 ± 254.92	14954.61 ± 942.69	0.9997
13D04326	9.7 %	2705.77 ± 229.07	10137.05 ± 857.98	0.9996
13D04328	11.0 %	9534.10 ± 4103.14	34916.24 ± 15026.40	1.0000
13D04329	12.5 %	10547.84 ± 7770.08	38577.27 ± 28417.67	1.0000
13D04330	14.5 %	54345.41 ± 258053.90	200390.10 ± 951532.42	1.0000
13D04332	17.0 %	3601.50 ± 1423.97	13396.34 ± 5296.12	0.9998
13D04333	20.0 %	7378.47 ± 6355.53	27288.27 ± 23504.57	1.0000

Results	40(a)/36(a) ± 2σ	40(r)/39(k) ± 2σ	Age ± 2σ (Ma)	MSWD
Normal Isochron	303.81 ± 59.78	3.60558 ± 0.00912	11.53 ± 0.04	3.14
Error Chron	± 19.68%	± 0.25%	± 0.36%	2%
			Full External Error ± 0.26	
			Analytical Error ± 0.03	
Statistics	2σ Confidence Limit	2.63	Convergence	0.000001107767
	Error Magnification	1.7709	Number of Iterations	1
	Number of Data Points	5	Calculated Line	Weighted York-2

Inverse Isochron		39(k)/40(a+r) ± 2σ	36(a)/40(a+r) ± 2σ	r.i.
13D04310	1.6 %	0.2714811 ± 0.0010312	0.00008645 ± 0.00001443	0.0052
13D04312	2.0 %	0.2754421 ± 0.0005806	0.00004667 ± 0.00000725	0.0021
13D04313	2.4 %	0.2749581 ± 0.0005122	0.00004360 ± 0.00000597	0.0020
13D04314	2.8 %	0.2750018 ± 0.0004069	0.00003602 ± 0.00000364	0.0010
13D04316	3.2 %	0.2761884 ± 0.0004069	0.00001879 ± 0.00000344	0.0005
13D04317	3.6 % ✓	0.2706333 ± 0.0003900	0.00008367 ± 0.00000397	0.0017
13D04318	4.0 % ✓	0.2755908 ± 0.0003826	0.00002179 ± 0.00000266	0.0005
13D04320	4.5 % ✓	0.2754740 ± 0.0003773	0.00002350 ± 0.00000267	0.0005
13D04321	5.2 % ✓	0.2740018 ± 0.0003647	0.00003662 ± 0.00000248	0.0005
13D04322	6.1 % ✓	0.2744623 ± 0.0003603	0.00002827 ± 0.00000209	0.0004
13D04324	7.3 %	0.2731520 ± 0.0003633	0.00004019 ± 0.00000228	0.0006
13D04325	8.5 %	0.2703467 ± 0.0004072	0.00006687 ± 0.00000422	0.0019
13D04326	9.7 %	0.2669184 ± 0.0006409	0.00009865 ± 0.00000835	0.0049
13D04328	11.0 %	0.2730564 ± 0.0009475	0.00002864 ± 0.00001233	0.0016
13D04329	12.5 %	0.2734211 ± 0.0013377	0.00002592 ± 0.00001910	0.0017
13D04330	14.5 %	0.2711981 ± 0.0016516	0.00000499 ± 0.000002370	0.0003
13D04332	17.0 %	0.2688419 ± 0.0021177	0.00007465 ± 0.00002951	0.0047
13D04333	20.0 %	0.2703899 ± 0.0022042	0.00003665 ± 0.00003156	0.0026

Results	40(a)/36(a) ± 2σ	40(r)/39(k) ± 2σ	Age ± 2σ (Ma)	MSWD
Inverse Isochron	281.82 ± 52.11	3.60966 ± 0.00797	11.54 ± 0.04	2.47
Clustered Points	± 18.49%	± 0.22%	± 0.34%	6%
			Full External Error ± 0.26	
			Analytical Error ± 0.03	
Statistics	2σ Confidence Limit	2.63	Convergence	0.0001052198
	Error Magnification	1.5719	Number of Iterations	3
	Number of Data Points	5	Calculated Line	Weighted York-2
	Spreading Factor	1.8%		

Degassing Patterns		36Ar(a) [fA]	%1σ	36Ar(c) [fA]	%1σ	36Ar(ca) [fA]	%1σ	36Ar(cl) [fA]	%1σ	37Ar(ca) [fA]	%1σ	38Ar(a) [fA]	%1σ	38Ar(c) [fA]	%1σ	38Ar(k) [fA]	%1σ	38Ar(ca) [fA]	%1σ	38Ar(cl) [fA]	%1σ	39Ar(k) [fA]	%1σ	39Ar(ca) [fA]	%1σ	40Ar(r) [fA]	%1σ	40Ar(a) [fA]	%1σ	40Ar(c) [fA]	%1σ	40Ar(k) [fA]	%1σ
13D04310	1.6 %	0.0078187	8.34	0.0000000	0.00	0.0082867	2.51	0.0000103	98.46	31.1178	2.50	0.0014613	8.34	0.0000000	0.00	0.295412	0.23	0.0022343	13.06	0.0443169	98.47	24.5542	0.17	0.0210232	2.83	88.1349	0.24	2.310422	8.34	0.0000000	0.00	0.0938707	2.67
13D04312	2.0 %	0.0093511	7.76	0.0000000	0.00	0.0177703	1.31	0.0000117	81.93	66.7305	1.30	0.0017477	7.76	0.0000000	0.00	0.663936	0.19	0.0047912	12.89	0.0502939	81.94	55.1854	0.10	0.0450831	1.85	197.5889	0.12	2.763258	7.76	0.0000000	0.00	0.2109739	2.66
13D04313	2.4 %	0.0107887	6.84	0.0000000	0.00	0.0223221	1.07	0.0000159	63.20	83.8232	1.05	0.0020164	6.84	0.0000000	0.00	0.818563	0.18	0.0060185	12.86	0.0684700	63.21	68.0378	0.09	0.0566309	1.69	244.2600	0.10	3.188062	6.84	0.0000000	0.00	0.2601086	2.66
13D04314	2.8 %	0.0175708	5.05	0.0000000	0.00	0.0427652	0.68	0.0000000	0.00	160.5903	0.67	0.0032840	5.05	0.0000000	0.00	1.613837	0.18	0.0115304	12.84	0.0000000	0.00	134.1399	0.07	0.1084948	1.48	482.5861	0.06	5.192172	5.05	0.0000000	0.00	0.5128168	2.66
13D04316	3.2 %	0.0092436	9.16	0.0000000	0.00	0.0436363	0.68	0.0000000	0.00	163.8615	0.66	0.0017276	9.16	0.0000000	0.00	1.634422	0.18	0.0117653	12.84	0.0000000	0.00	135.8509	0.07	0.1107049	1.48	489.1461	0.05	2.731496	9.16	0.0000000	0.00	0.5193579	2.66
13D04317	3.6 %	✓ 0.0454346	2.37	0.0000000	0.00	0.0475144	0.64	0.0000000	0.00	178.4242	0.62	0.0084917	2.37	0.0000000	0.00	1.768013	0.17	0.0128109	12.84	0.0000000	0.00	146.9547	0.07	0.1205434	1.46	529.5772	0.06	13.425936	2.37	0.0000000	0.00	0.5618080	2.66
13D04318	4.0 %	✓ 0.0142003	6.10	0.0000000	0.00	0.0571030	0.59	0.0000000	0.00	214.4311	0.57	0.0026540	6.10	0.0000000	0.00	2.160903	0.17	0.0153962	12.83	0.0000000	0.00	179.6112	0.07	0.1448697	1.44	647.5354	0.04	4.196194	6.10	0.0000000	0.00	0.6866538	2.66
13D04320	4.5 %	✓ 0.0169630	5.69	0.0000000	0.00	0.0627522	0.57	0.0000000	0.00	235.6448	0.55	0.0031704	5.69	0.0000000	0.00	2.392793	0.17	0.0169193	12.83	0.0000000	0.00	198.8856	0.07	0.1592016	1.43	716.9636	0.04	5.012574	5.69	0.0000000	0.00	0.7603398	2.66
13D04321	5.2 %	✓ 0.0343414	3.38	0.0000000	0.00	0.0794958	0.53	0.0000000	0.00	298.5199	0.51	0.0064184	3.38	0.0000000	0.00	3.091735	0.17	0.0214337	12.83	0.0000000	0.00	256.9807	0.07	0.2016800	1.42	927.7319	0.04	10.147878	3.38	0.0000000	0.00	0.9824373	2.66
13D04322	6.1 %	✓ 0.0324884	3.70	0.0000000	0.00	0.0974131	0.52	0.0000021	448.78	365.8020	0.50	0.0060721	3.70	0.0000000	0.00	3.795403	0.17	0.0262646	12.83	0.0090711	448.78	315.4686	0.06	0.2471359	1.41	1139.8058	0.03	9.600314	3.70	0.0000000	0.00	1.2060365	2.66
13D04324	7.3 %	0.0394033	2.84	0.0000000	0.00	0.0822659	0.53	0.0000000	0.00	308.9218	0.51	0.0073645	2.84	0.0000000	0.00	3.222275	0.17	0.0221806	12.83	0.0000000	0.00	267.8310	0.07	0.2087076	1.42	968.8764	0.04	11.643673	2.84	0.0000000	0.00	1.0239180	2.66
13D04325	8.5 %	0.0275802	3.15	0.0000000	0.00	0.0342706	0.77	0.0000000	0.00	128.6917	0.75	0.0051547	3.15	0.0000000	0.00	1.341516	0.18	0.0092401	12.84	0.0000000	0.00	111.5050	0.07	0.0869441	1.52	404.3018	0.07	8.149959	3.15	0.0000000	0.00	0.4262835	2.66
13D04326	9.7 %	0.0161229	4.23	0.0000000	0.00	0.0139542	1.59	0.0000029	328.58	52.4004	1.59	0.0030134	4.23	0.0000000	0.00	0.524849	0.19	0.0037623	12.92	0.0123018	328.58	43.6247	0.11	0.0354017	2.06	158.6740	0.14	4.764306	4.23	0.0000000	0.00	0.1667772	2.66
13D04328	11.0 %	0.0029917	21.52	0.0000000	0.00	0.0095806	2.23	0.0000000	0.00	35.9768	2.23	0.0005592	21.52	0.0000000	0.00	0.343166	0.22	0.0025831	13.01	0.0000000	0.00	28.5235	0.15	0.0243059	2.59	103.5760	0.20	0.884057	21.52	0.0000000	0.00	0.1090453	2.66
13D04329	12.5 %	0.0017046	36.83	0.0000000	0.00	0.0059965	3.58	0.0000083	113.97	22.5178	3.57	0.0003186	36.83	0.0000000	0.00	0.216311	0.27	0.0016168	13.31	0.0359987	113.97	17.9794	0.21	0.0152131	3.81	65.2536	0.31	0.503698	36.83	0.0000000	0.00	0.0687354	2.67
13D04330	14.5 %	0.0002592	237.42	0.0000000	0.00	0.0051362	3.98	0.0000011	868.52	19.2874	3.98	0.0000484	237.42	0.0000000	0.00	0.169452	0.31	0.0013848	13.42	0.0049342	868.52	14.0846	0.26	0.0130306	4.19	51.8582	0.38	0.076584	237.42	0.0000000	0.00	0.0538455	2.67
13D04332	17.0 %	0.0031259	19.77	0.0000000	0.00	0.0039930	5.21	0.0000000	0.00	14.9943	5.21	0.0005842	19.77	0.0000000	0.00	0.135442	0.38	0.0010766	13.84	0.0000000	0.00	11.2578	0.34	0.0101302	5.37	40.9514	0.49	0.923693	19.77	0.0000000	0.00	0.0430385	2.68
13D04333	20.0 %	0.0013945	43.07	0.0000000	0.00	0.0035858	5.70	0.0000000	0.00	13.4652	5.70	0.0002606	43.07	0.0000000	0.00	0.123786	0.38	0.0009668	14.03	0.0000000	0.00	10.2889	0.35	0.0090971	5.85	37.6401	0.52	0.412061	43.07	0.0000000	0.00	0.0393346	2.68
Σ		0.2907829	1.24	0.0000000	0.00	0.6378419	0.20	0.0000522	49.19	2395.2007	0.19	0.0543473	1.24	0.0000000	0.00	24.311813	0.05	0.1719754	3.93	0.2253865	49.18	2020.7641	0.02	1.6181976	0.45	7294.4615	0.02	85.926337	1.24	0.0000000	0.00	7.7253813	0.82
Σ								0.9286770	0.41	2395.2007	0.19									24.763523	0.45			2022.3823	0.02							7388.1132	0.02

Additional Parameters		40Ar/39Ar	1σ	37Ar/39Ar	1σ	36Ar/39Ar	1σ	Time (days)	37Ar (decay)	39Ar (decay)	40Ar (moles)
13D04310	1.6 %	3.684166	0.006989	1.266226	0.031761	0.000656	0.000025	142.633	16.772851	1.00100781	4.346E-12
13D04312	2.0 %	3.631384	0.003822	1.208218	0.015759	0.000491	0.000012	142.651	16.778604	1.00100793	9.627E-12
13D04313	2.4 %	3.637713	0.003383	1.230984	0.013026	0.000486	0.000010	142.659	16.781366	1.00100799	1.189E-11
13D04314	2.8 %	3.637221	0.002686	1.196218	0.008003	0.000449	0.000006	142.668	16.784359	1.00100806	2.344E-11
13D04316	3.2 %	3.621589	0.002663	1.205205	0.008000	0.000389	0.000006	142.685	16.789885	1.00100817	2.364E-11
13D04317	3.6 %	3.695828	0.002658	1.213148	0.007623	0.000632	0.000007	142.694	16.792879	1.00100824	2.609E-11
13D04318	4.0 %	3.629463	0.002515	1.192900	0.006887	0.000397	0.000004	142.702	16.795643	1.00100830	3.132E-11
13D04320	4.5 %	3.631024	0.002482	1.183878	0.006542	0.000400	0.000005	142.719	16.801404	1.00100842	3.469E-11
13D04321	5.2 %	3.650570	0.002425	1.160732	0.005992	0.000443	0.000004	142.728	16.804400	1.00100848	4.507E-11
13D04322	6.1 %	3.644456	0.002388	1.158644	0.005805	0.000411	0.000003	142.737	16.807166	1.00100854	5.523E-11
13D04324	7.3 %	3.661935	0.002431	1.152523	0.005947	0.000454	0.000004	142.754	16.812931	1.00100866	4.711E-11
13D04325	8.5 %	3.699892	0.002782	1.153235	0.008707	0.000554	0.000007	142.762	16.815698	1.00100872	1.982E-11
13D04326	9.7 %	3.747246	0.004493	1.200190	0.019085	0.000689	0.000015	142.772	16.818697	1.00100879	7.853E-12
13D04328	11.0 %	3.662948	0.006348	1.260229	0.028169	0.000440	0.000021	142.788	16.824235	1.00100890	5.019E-12
13D04329	12.5 %	3.658090	0.008939	1.251363	0.044777	0.000428	0.000033	142.797	16.827235	1.00100897	3.160E-12
13D04330	14.5 %	3.687753	0.011217	1.368128	0.054548	0.000383	0.000041	142.806	16.830005	1.00100903	2.495E-12
13D04332	17.0 %	3.720133	0.014637	1.330710	0.069442	0.000632	0.000052	142.823	16.835777	1.00100915	2.012E-12
13D04333	20.0 %	3.698915	0.015061	1.307551	0.074641	0.000484	0.000055	142.832	16.838780	1.00100921	1.828E-12

Procedure Blanks		36Ar ± 1σ (SE) [fA]	37Ar ± 1σ (SE) [fA]	38Ar ± 1σ (SE) [fA]	39Ar ± 1σ (SE) [fA]	40Ar ± 1σ (SE) [fA]
13D04310	1.6 %	0.0097920 ± 0.0004425	0.0260814 ± 0.0320619	0.0523164 ± 0.0282692	0.0370187 ± 0.0252710	2.8891923 ± 0.0735642
13D04312	2.0 %	0.0093378 ± 0.0004425	0.0302815 ± 0.0320619	0.0609775 ± 0.0282692	0.0539865 ± 0.0252710	2.7455824 ± 0.0735642
13D04313	2.4 %	0.0093105 ± 0.0004425	0.0244140 ± 0.0320619	0.0573817 ± 0.0282692	0.0554095 ± 0.0252710	2.7194550 ± 0.0735642
13D04314	2.8 %	0.0093801 ± 0.0004425	0.0145965 ± 0.0320619	0.0498226 ± 0.0282692	0.0536869 ± 0.0252710	2.7140077 ± 0.0735642
13D04316	3.2 %	0.0096858 ± 0.0004425	0.0078485 ± 0.0320619	0.0304123 ± 0.0282692	0.0453452 ± 0.0252710	2.7466400 ± 0.0735642
13D04317	3.6 %	0.0099018 ± 0.0004425	0.0199923 ± 0.0320619	0.0190775 ± 0.0282692	0.0397952 ± 0.0252710	2.7778714 ± 0.0735642
13D04318	4.0 %	0.0101086 ± 0.0004425	0.0300506 ± 0.0320619	0.0091717 ± 0.0282692	0.0349157 ± 0.0252710	2.8101365 ± 0.0735642
13D04320	4.5 %	0.0105020 ± 0.0004425	0.0449745 ± 0.0320619	0.0072652 ± 0.0282692	0.0275739 ± 0.0252710	2.8752744 ± 0.0735642
13D04321	5.2 %	0.0106607 ± 0.0004425	0.0486947 ± 0.0320619	0.0126450 ± 0.0282692	0.0260446 ± 0.0252710	2.9026812 ± 0.0735642
13D04322	6.1 %	0.0107678 ± 0.0004425	0.0494803 ± 0.0320619	0.0153658 ± 0.0282692	0.0263015 ± 0.0252710	2.9216487 ± 0.0735642
13D04324	7.3 %	0.0108480 ± 0.0004425	0.0434777 ± 0.0320619	0.0140140 ± 0.0282692	0.0321129 ± 0.0252710	2.9373850 ± 0.0735642
13D04325	8.5 %	0.0108138 ± 0.0004425	0.0376161 ± 0.0320619	0.0102972 ± 0.0282692	0.0372140 ± 0.0252710	2.9327482 ± 0.0735642
13D04326	9.7 %	0.0107249 ± 0.0004425	0.0299250 ± 0.0320619	0.0045101 ± 0.0282692	0.0440555 ± 0.0252710	2.9191393 ± 0.0735642
13D04328	11.0 %	0.0104359 ± 0.0004425	0.0153595 ± 0.0320619	0.0088552 ± 0.0282692	0.0585963 ± 0.0252710	2.8743884 ± 0.0735642
13D04329	12.5 %	0.0102276 ± 0.0004425	0.0095790 ± 0.0320619	0.0159861 ± 0.0282692	0.0662637 ± 0.0252710	2.8429924 ± 0.0735642
13D04330	14.5 %	0.0100166 ± 0.0004425	0.0072656 ± 0.0320619	0.0213116 ± 0.0282692	0.0722597 ± 0.0252710	2.8125016 ± 0.0735642
13D04332	17.0 %	0.0095769 ± 0.0004425	0.0182488 ± 0.0320619	0.0239077 ± 0.0282692	0.0777047 ± 0.0252710	2.7567301 ± 0.0735642
13D04333	20.0 %	0.0093855 ± 0.0004425	0.0363681 ± 0.0320619	0.0178488 ± 0.0282692	0.0744642 ± 0.0252710	2.7399100 ± 0.0735642

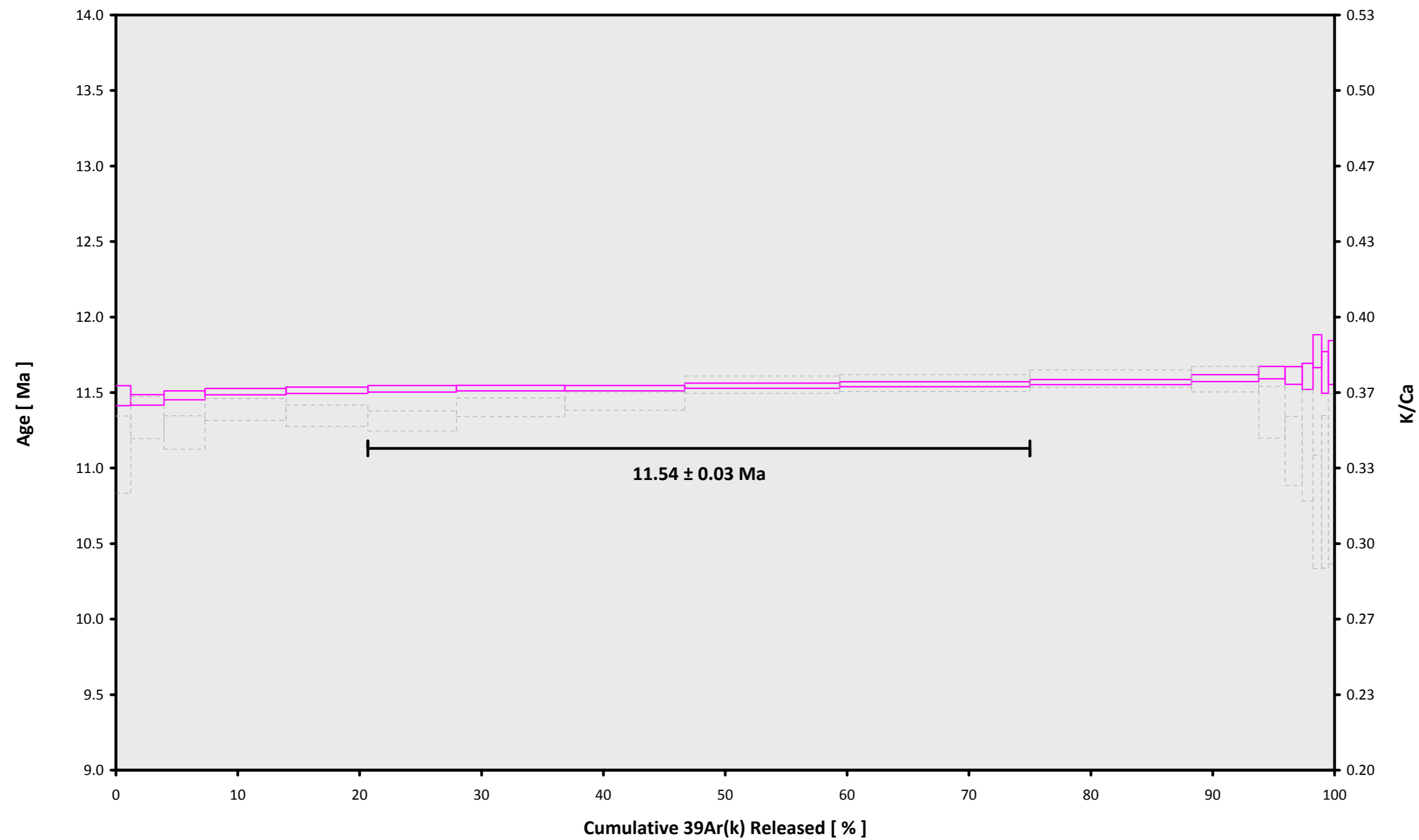
Intercept Values		36Ar ± 1σ (SE) [fA]	r2	Regression (type,n)	37Ar ± 1σ (SE) [fA]	r2	Regression (type,n)	38Ar ± 1σ (SE) [fA]	r2	Regression (type,n)	39Ar ± 1σ (SE) [fA]	r2	Regression (type,n)	40Ar ± 1σ (SE) [fA]	r2	Regression (type,n)
13D04310	1.6 %	0.0254793 ± 0.0004061	0.4603	EXP 150 of 150	1.7958062 ± 0.0313883	0.1277	EXP 150 of 150	0.2869855 ± 0.0325323	0.0173	EXP 150 of 150	24.440423 ± 0.027967	0.9711	EXP 150 of 150	93.626194 ± 0.036819	0.9914	EXP 150 of 150
13D04312	2.0 %	0.0357497 ± 0.0004977	0.4205	EXP 150 of 150	3.8753207 ± 0.0353505	0.2718	EXP 150 of 150	0.6511397 ± 0.0292467	0.0186	EXP 150 of 150	54.898324 ± 0.031772	0.9926	EXP 150 of 150	203.746867 ± 0.037501	0.9989	EXP 150 of 150
13D04313	2.4 %	0.0415566 ± 0.0005099	0.3842	EXP 150 of 150	4.8807833 ± 0.0342050	0.3939	EXP 150 of 150	0.8269427 ± 0.0320059	0.0313	EXP 150 of 150	67.673757 ± 0.031021	0.9954	EXP 150 of 150	250.968711 ± 0.047040	0.9990	EXP 150 of 150
13D04314	2.8 %	0.0681123 ± 0.0006686	0.2696	EXP 150 of 150	9.3812151 ± 0.0335144	0.7297	EXP 150 of 150	1.5248705 ± 0.0313086	0.0323	EXP 150 of 150	133.363416 ± 0.038397	0.9982	EXP 150 of 150	492.071757 ± 0.055358	0.9997	EXP 150 of 150
13D04316	3.2 %	0.0611601 ± 0.0006190	0.3234	EXP 150 of 150	9.5918977 ± 0.0338538	0.7449	EXP 150 of 150	1.5705463 ± 0.0272036	0.0740	EXP 150 of 150	135.056272 ± 0.038380	0.9982	EXP 150 of 150	496.219241 ± 0.052826	0.9997	EXP 150 of 150
13D04317	3.6 %	0.1003801 ± 0.0008728	0.1203	EXP 150 of 150	10.4539294 ± 0.0324401	0.7636	EXP 150 of 150	1.7405240 ± 0.0267623	0.1429	EXP 150 of 150	146.086707 ± 0.037873	0.9985	EXP 150 of 150	547.530297 ± 0.056332	0.9997	EXP 150 of 150
13D04318	4.0 %	0.0795166 ± 0.0006118	0.4870	EXP 149 of 150	12.5675491 ± 0.0318223	0.8123	EXP 149 of 150	2.0819145 ± 0.0290523	0.0707	EXP 150 of 150	178.534129 ± 0.039548	0.9989	EXP 150 of 150	656.653580 ± 0.054957	0.9998	EXP 150 of 150
13D04320	4.5 %	0.0880983 ± 0.0007263	0.3139	EXP 150 of 150	13.8180827 ± 0.0300955	0.8784	EXP 150 of 150	2.3717171 ± 0.0244598	0.2979	EXP 150 of 150	197.680610 ± 0.040411	0.9991	EXP 150 of 150	727.190634 ± 0.063285	0.9998	EXP 150 of 150
13D04321	5.2 %	0.1214720 ± 0.0009131	0.3282	EXP 150 of 150	17.4936538 ± 0.0299394	0.9138	EXP 150 of 150	3.0065913 ± 0.0281712	0.2653	EXP 150 of 150	255.410109 ± 0.043250	0.9994	EXP 150 of 150	943.815919 ± 0.069004	0.9999	EXP 150 of 150
13D04322	6.1 %	0.1372183 ± 0.0009085	0.3145	EXP 150 of 150	21.4227682 ± 0.0340783	0.9289	EXP 150 of 150	3.8061227 ± 0.0272491	0.4588	EXP 150 of 150	313.534399 ± 0.046520	0.9995	EXP 150 of 150	1156.047327 ± 0.085810	0.9999	EXP 150 of 150
13D04324	7.3 %	0.1292830 ± 0.0008460	0.1985	EXP 150 of 150	18.0871475 ± 0.0319911	0.9094	EXP 150 of 150	3.1421192 ± 0.0272061	0.3234	EXP 150 of 150	266.197536 ± 0.046242	0.9993	EXP 150 of 150	986.625608 ± 0.066130	0.9999	EXP 150 of 150
13D04325	8.5 %	0.0710206 ± 0.0006567	0.2082	EXP 150 of 150	7.5530693 ± 0.0322287	0.6567	EXP 150 of 150	1.2854540 ± 0.0282152	0.0395	EXP 150 of 150	110.848808 ± 0.030736	0.9983	EXP 150 of 150	416.712771 ± 0.048169	0.9996	EXP 150 of 150
13D04326	9.7 %	0.0400053 ± 0.0004391	0.4860	EXP 150 of 150	3.0895054 ± 0.0337893	0.1978	EXP 150 of 150	0.5419073 ± 0.0281759	0.0197	EXP 150 of 150	43.398835 ± 0.029394	0.9896	EXP 150 of 150	166.881608 ± 0.035085	0.9984	EXP 150 of 150
13D04328	11.0 %	0.0226740 ± 0.0003905	0.4981	EXP 150 of 150	2.1152979 ± 0.0328170	0.1144	EXP 150 of 150	0.2738208 ± 0.0300823	0.0162	EXP 150 of 150	28.406766 ± 0.031169	0.9725	EXP 150 of 150	107.671948 ± 0.035704	0.9946	EXP 150 of 150
13D04329	12.5 %	0.0177320 ± 0.0003657	0.5628	EXP 150 of 150	1.3236952 ± 0.0337800	0.0115	EXP 150 of 150	0.2352069 ± 0.0290373	0.0271	EXP 150 of 150	17.935080 ± 0.025797	0.9548	EXP 150 of 150	68.812845 ± 0.033173	0.9794	EXP 150 of 150
13D04330	14.5 %	0.0152697 ± 0.0003508	0.5819	EXP 149 of 150	1.1326715 ± 0.0308442	0.0953	EXP 150 of 150	0.1523977 ± 0.0315122	0.0015	EXP 150 of 150	14.071331 ± 0.025420	0.9267	EXP 150 of 150	54.914741 ± 0.029095	0.9582	EXP 150 of 150
13D04332	17.0 %	0.0165065 ± 0.0003530	0.5318	EXP 150 of 150	0.8928574 ± 0.0321061	0.0114	EXP 150 of 150	0.0822307 ± 0.0285561	0.0023	EXP 150 of 150	11.266827 ± 0.028186	0.8589	EXP 150 of 150	44.766468 ± 0.031892	0.8578	EXP 150 of 150
13D04333	20.0 %	0.0142334 ± 0.0003259	0.5911	EXP 150 of 150	0.8216431 ± 0.0310120	0.0266	EXP 150 of 150	0.1002036 ± 0.0258241	0.0000	EXP 150 of 150	10.300475 ± 0.024184	0.8853	EXP 150 of 150	40.914648 ± 0.033605	0.7294	EXP 150 of 150

Project Info		Analyst	Irradiation	X-pos	Y-pos	Z/H-pos	Project	Experiment	Nmb
13D04310	1.6 %	Susan Schnur	13-OSU-05			9.86	Walvis Ridge\MV1203 (13-INT-04)	13D04309	01
13D04312	2.0 %	Susan Schnur	13-OSU-05			9.86	Walvis Ridge\MV1203 (13-INT-04)	13D04309	01
13D04313	2.4 %	Susan Schnur	13-OSU-05			9.86	Walvis Ridge\MV1203 (13-INT-04)	13D04309	01
13D04314	2.8 %	Susan Schnur	13-OSU-05			9.86	Walvis Ridge\MV1203 (13-INT-04)	13D04309	01
13D04316	3.2 %	Susan Schnur	13-OSU-05			9.86	Walvis Ridge\MV1203 (13-INT-04)	13D04309	01
13D04317	3.6 %	Susan Schnur	13-OSU-05			9.86	Walvis Ridge\MV1203 (13-INT-04)	13D04309	01
13D04318	4.0 %	Susan Schnur	13-OSU-05			9.86	Walvis Ridge\MV1203 (13-INT-04)	13D04309	01
13D04320	4.5 %	Susan Schnur	13-OSU-05			9.86	Walvis Ridge\MV1203 (13-INT-04)	13D04309	01
13D04321	5.2 %	Susan Schnur	13-OSU-05			9.86	Walvis Ridge\MV1203 (13-INT-04)	13D04309	01
13D04322	6.1 %	Susan Schnur	13-OSU-05			9.86	Walvis Ridge\MV1203 (13-INT-04)	13D04309	01
13D04324	7.3 %	Susan Schnur	13-OSU-05			9.86	Walvis Ridge\MV1203 (13-INT-04)	13D04309	01
13D04325	8.5 %	Susan Schnur	13-OSU-05			9.86	Walvis Ridge\MV1203 (13-INT-04)	13D04309	01
13D04326	9.7 %	Susan Schnur	13-OSU-05			9.86	Walvis Ridge\MV1203 (13-INT-04)	13D04309	01
13D04328	11.0 %	Susan Schnur	13-OSU-05			9.86	Walvis Ridge\MV1203 (13-INT-04)	13D04309	01
13D04329	12.5 %	Susan Schnur	13-OSU-05			9.86	Walvis Ridge\MV1203 (13-INT-04)	13D04309	01
13D04330	14.5 %	Susan Schnur	13-OSU-05			9.86	Walvis Ridge\MV1203 (13-INT-04)	13D04309	01
13D04332	17.0 %	Susan Schnur	13-OSU-05			9.86	Walvis Ridge\MV1203 (13-INT-04)	13D04309	01
13D04333	20.0 %	Susan Schnur	13-OSU-05			9.86	Walvis Ridge\MV1203 (13-INT-04)	13D04309	01

Sample Parameters	Sample	Material	Location	Standard Name	Standard (in Ma)	%1σ	Standard Reference	Standard 40Ar/39Ar	%1σ	J	%1σ	Air 40Ar/36Ar	%1σ	MDF (lin)	%1σ	Volume Ratio	Sensitivity (mol/volt)	Day	Month	Year	Hour	Min	Resist	
13D04310	1.6 %	MV1203-D43B-07	Feldspar	Crawford Guyot	FCT-NM	28.201	0.082	Kuiper et al (2008)	8.85866	0.13	0.00177424	0.130	302.76	0.094	0.9939974	0.063	1	4.8E-14	11	NOV	2013	12	48	1
13D04312	2.0 %	MV1203-D43B-07	Feldspar	Crawford Guyot	FCT-NM	28.201	0.082	Kuiper et al (2008)	8.85866	0.13	0.00177424	0.130	302.76	0.094	0.9939974	0.063	1	4.8E-14	11	NOV	2013	13	13	1
13D04313	2.4 %	MV1203-D43B-07	Feldspar	Crawford Guyot	FCT-NM	28.201	0.082	Kuiper et al (2008)	8.85866	0.13	0.00177424	0.130	302.76	0.094	0.9939974	0.063	1	4.8E-14	11	NOV	2013	13	25	1
13D04314	2.8 %	MV1203-D43B-07	Feldspar	Crawford Guyot	FCT-NM	28.201	0.082	Kuiper et al (2008)	8.85866	0.13	0.00177424	0.130	302.76	0.094	0.9939974	0.063	1	4.8E-14	11	NOV	2013	13	38	1
13D04316	3.2 %	MV1203-D43B-07	Feldspar	Crawford Guyot	FCT-NM	28.201	0.082	Kuiper et al (2008)	8.85866	0.13	0.00177424	0.130	302.76	0.094	0.9939974	0.063	1	4.8E-14	11	NOV	2013	14	2	1
13D04317	3.6 %	MV1203-D43B-07	Feldspar	Crawford Guyot	FCT-NM	28.201	0.082	Kuiper et al (2008)	8.85866	0.13	0.00177424	0.130	302.76	0.094	0.9939974	0.063	1	4.8E-14	11	NOV	2013	14	15	1
13D04318	4.0 %	MV1203-D43B-07	Feldspar	Crawford Guyot	FCT-NM	28.201	0.082	Kuiper et al (2008)	8.85866	0.13	0.00177424	0.130	302.76	0.094	0.9939974	0.063	1	4.8E-14	11	NOV	2013	14	27	1
13D04320	4.5 %	MV1203-D43B-07	Feldspar	Crawford Guyot	FCT-NM	28.201	0.082	Kuiper et al (2008)	8.85866	0.13	0.00177424	0.130	302.76	0.094	0.9939974	0.063	1	4.8E-14	11	NOV	2013	14	52	1
13D04321	5.2 %	MV1203-D43B-07	Feldspar	Crawford Guyot	FCT-NM	28.201	0.082	Kuiper et al (2008)	8.85866	0.13	0.00177424	0.130	302.76	0.094	0.9939974	0.063	1	4.8E-14	11	NOV	2013	15	5	1
13D04322	6.1 %	MV1203-D43B-07	Feldspar	Crawford Guyot	FCT-NM	28.201	0.082	Kuiper et al (2008)	8.85866	0.13	0.00177424	0.130	302.76	0.094	0.9939974	0.063	1	4.8E-14	11	NOV	2013	15	17	1
13D04324	7.3 %	MV1203-D43B-07	Feldspar	Crawford Guyot	FCT-NM	28.201	0.082	Kuiper et al (2008)	8.85866	0.13	0.00177424	0.130	302.76	0.094	0.9939974	0.063	1	4.8E-14	11	NOV	2013	15	42	1
13D04325	8.5 %	MV1203-D43B-07	Feldspar	Crawford Guyot	FCT-NM	28.201	0.082	Kuiper et al (2008)	8.85866	0.13	0.00177424	0.130	302.76	0.094	0.9939974	0.063	1	4.8E-14	11	NOV	2013	15	54	1
13D04326	9.7 %	MV1203-D43B-07	Feldspar	Crawford Guyot	FCT-NM	28.201	0.082	Kuiper et al (2008)	8.85866	0.13	0.00177424	0.130	302.76	0.094	0.9939974	0.063	1	4.8E-14	11	NOV	2013	16	7	1
13D04328	11.0 %	MV1203-D43B-07	Feldspar	Crawford Guyot	FCT-NM	28.201	0.082	Kuiper et al (2008)	8.85866	0.13	0.00177424	0.130	302.76	0.094	0.9939974	0.063	1	4.8E-14	11	NOV	2013	16	31	1
13D04329	12.5 %	MV1203-D43B-07	Feldspar	Crawford Guyot	FCT-NM	28.201	0.082	Kuiper et al (2008)	8.85866	0.13	0.00177424	0.130	302.76	0.094	0.9939974	0.063	1	4.8E-14	11	NOV	2013	16	44	1
13D04330	14.5 %	MV1203-D43B-07	Feldspar	Crawford Guyot	FCT-NM	28.201	0.082	Kuiper et al (2008)	8.85866	0.13	0.00177424	0.130	302.76	0.094	0.9939974	0.063	1	4.8E-14	11	NOV	2013	16	56	1
13D04332	17.0 %	MV1203-D43B-07	Feldspar	Crawford Guyot	FCT-NM	28.201	0.082	Kuiper et al (2008)	8.85866	0.13	0.00177424	0.130	302.76	0.094	0.9939974	0.063	1	4.8E-14	11	NOV	2013	17	21	1
13D04333	20.0 %	MV1203-D43B-07	Feldspar	Crawford Guyot	FCT-NM	28.201	0.082	Kuiper et al (2008)	8.85866	0.13	0.00177424	0.130	302.76	0.094	0.9939974	0.063	1	4.8E-14	11	NOV	2013	17	34	1

Irradiation Constants		40/36(a)	%1σ	40/36(c)	%1σ	38/36(a)	%1σ	38/36(c)	%1σ	39/37(ca)	%1σ	38/37(ca)	%1σ	36/37(ca)	%1σ	40/39(k)	%1σ	38/39(k)	%1σ	36/38(cl)	%1σ	K/Ca	%1σ	K/Cl	%1σ	Ca/Cl	%1σ
13D04310	1.6 %	295.5	0	0.018	35	0.1869	0	1.493	3	0.0006756	1.32	0.0000718	12.82	0.0002663	0.15	0.003823	2.66	0.012031	0.16	0	0	0.43	0	0	0	0	0
13D04312	2.0 %	295.5	0	0.018	35	0.1869	0	1.493	3	0.0006756	1.32	0.0000718	12.82	0.0002663	0.15	0.003823	2.66	0.012031	0.16	0	0	0.43	0	0	0	0	0
13D04313	2.4 %	295.5	0	0.018	35	0.1869	0	1.493	3	0.0006756	1.32	0.0000718	12.82	0.0002663	0.15	0.003823	2.66	0.012031	0.16	0	0	0.43	0	0	0	0	0
13D04314	2.8 %	295.5	0	0.018	35	0.1869	0	1.493	3	0.0006756	1.32	0.0000718	12.82	0.0002663	0.15	0.003823	2.66	0.012031	0.16	0	0	0.43	0	0	0	0	0
13D04316	3.2 %	295.5	0	0.018	35	0.1869	0	1.493	3	0.0006756	1.32	0.0000718	12.82	0.0002663	0.15	0.003823	2.66	0.012031	0.16	0	0	0.43	0	0	0	0	0
13D04317	3.6 %	295.5	0	0.018	35	0.1869	0	1.493	3	0.0006756	1.32	0.0000718	12.82	0.0002663	0.15	0.003823	2.66	0.012031	0.16	0	0	0.43	0	0	0	0	0
13D04318	4.0 %	295.5	0	0.018	35	0.1869	0	1.493	3	0.0006756	1.32	0.0000718	12.82	0.0002663	0.15	0.003823	2.66	0.012031	0.16	0	0	0.43	0	0	0	0	0
13D04320	4.5 %	295.5	0	0.018	35	0.1869	0	1.493	3	0.0006756	1.32	0.0000718	12.82	0.0002663	0.15	0.003823	2.66	0.012031	0.16	0	0	0.43	0	0	0	0	0
13D04321	5.2 %	295.5	0	0.018	35	0.1869	0	1.493	3	0.0006756	1.32	0.0000718	12.82	0.0002663	0.15	0.003823	2.66	0.012031	0.16	0	0	0.43	0	0	0	0	0
13D04322	6.1 %	295.5	0	0.018	35	0.1869	0	1.493	3	0.0006756	1.32	0.0000718	12.82	0.0002663	0.15	0.003823	2.66	0.012031	0.16	0	0	0.43	0	0	0	0	0
13D04324	7.3 %	295.5	0	0.018	35	0.1869	0	1.493	3	0.0006756	1.32	0.0000718	12.82	0.0002663	0.15	0.003823	2.66	0.012031	0.16	0	0	0.43	0	0	0	0	0
13D04325	8.5 %	295.5	0	0.018	35	0.1869	0	1.493	3	0.0006756	1.32	0.0000718	12.82	0.0002663	0.15	0.003823	2.66	0.012031	0.16	0	0	0.43	0	0	0	0	0
13D04326	9.7 %	295.5	0	0.018	35	0.1869	0	1.493	3	0.0006756	1.32	0.0000718	12.82	0.0002663	0.15	0.003823	2.66	0.012031	0.16	0	0	0.43	0	0	0	0	0
13D04328	11.0 %	295.5	0	0.018	35	0.1869	0	1.493	3	0.0006756	1.32	0.0000718	12.82	0.0002663	0.15	0.003823	2.66	0.012031	0.16	0	0	0.43	0	0	0	0	0
13D04329	12.5 %	295.5	0	0.018	35	0.1869	0	1.493	3	0.0006756	1.32	0.0000718	12.82	0.0002663	0.15	0.003823	2.66	0.012031	0.16	0	0	0.43	0	0	0	0	0
13D04330	14.5 %	295.5	0	0.018	35	0.1869	0	1.493	3	0.0006756	1.32	0.0000718	12.82	0.0002663	0.15	0.003823	2.66	0.012031	0.16	0	0	0.43	0	0	0	0	0
13D04332	17.0 %	295.5	0	0.018	35	0.1869	0	1.493	3	0.0006756	1.32	0.0000718	12.82	0.0002663	0.15	0.003823	2.66	0.012031	0.16	0	0	0.43	0	0	0	0	0
13D04333	20.0 %	295.5	0	0.018	35	0.1869	0	1.493	3	0.0006756	1.32	0.0000718	12.82	0.0002663	0.15	0.003823	2.66	0.012031	0.16	0	0	0.43	0	0	0	0	0

13D04309.AGE >>> MV1203-D43B-07 >>> WALVIS RIDGE | MV1203 (13-INT-04) PROJECT



Ar-Ages in Ma

WEIGHTED PLATEAU

11.54 ± 0.03

TOTAL FUSION

11.54 ± 0.03

NORMAL ISOCHRON

11.53 ± 0.04

INVERSE ISOCHRON

11.54 ± 0.04

MSWD (PROBABILITY)

2.01 (9%)

Sample Info

Feldspar

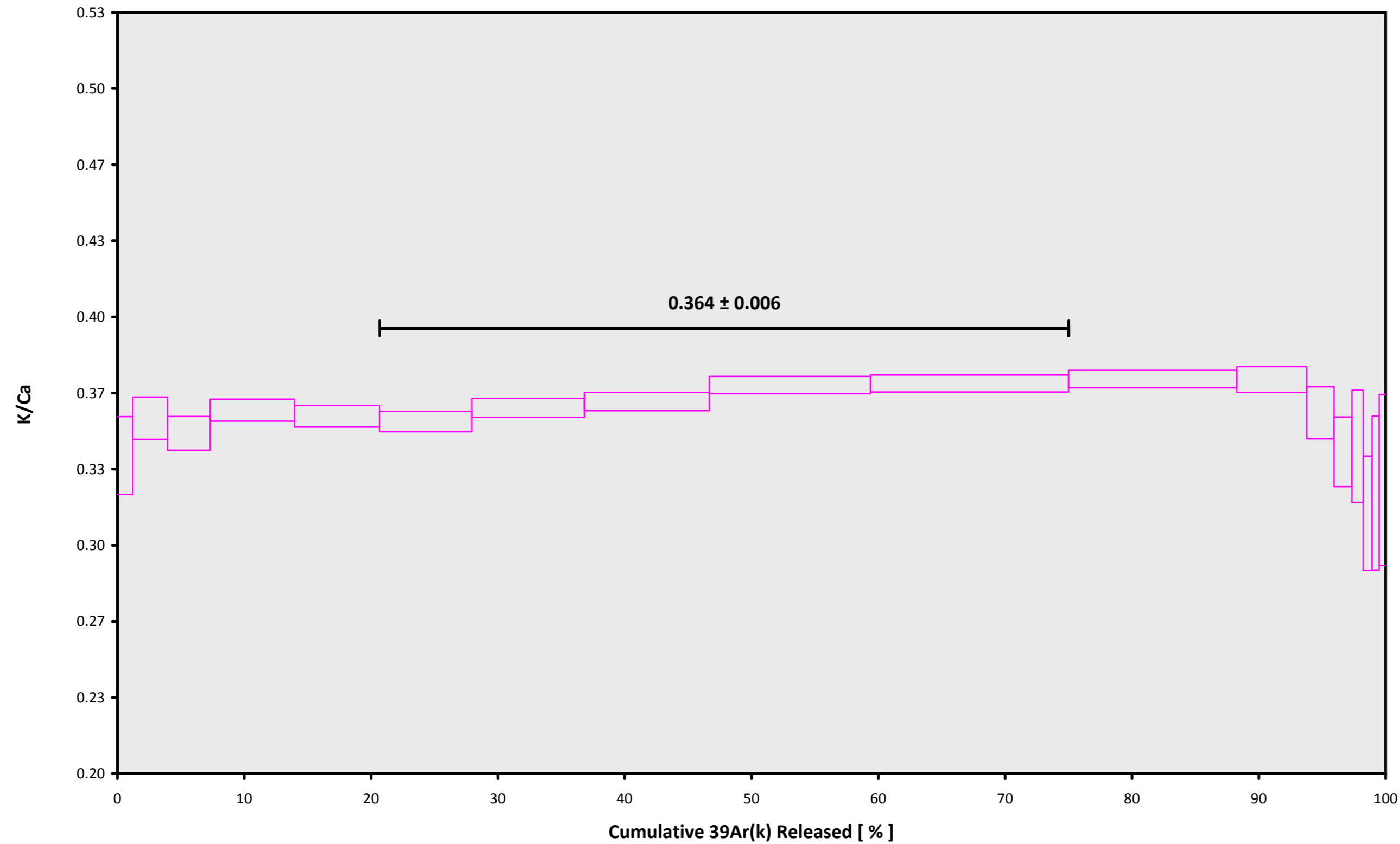
Crawford Guyot

Susan Schnur

IRR = 13-OSU-05

J = $0.00177424 \pm 0.00000231$

13D04309.AGE >>> MV1203-D43B-07 >>> WALVIS RIDGE | MV1203 (13-INT-04) PROJECT



Ar-Ages in Ma

WEIGHTED PLATEAU

11.54 ± 0.03

TOTAL FUSION

11.54 ± 0.03

NORMAL ISOCHRON

11.53 ± 0.04

INVERSE ISOCHRON

11.54 ± 0.04

Sample Info

Feldspar

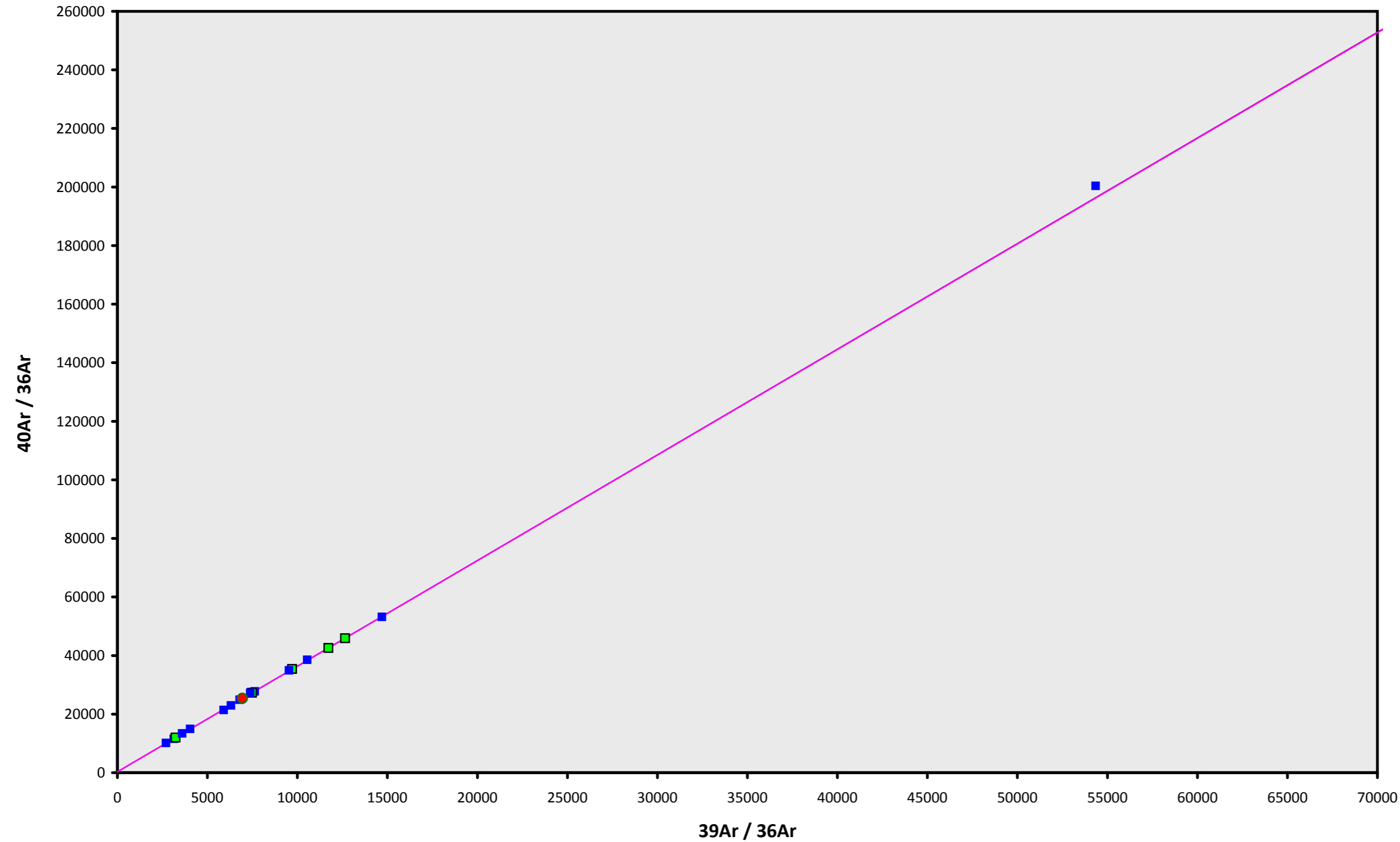
Crawford Guyot

Susan Schnur

IRR = 13-OSU-05

J = 0.00177424 ± 0.00000231

13D04309.AGE >>> MV1203-D43B-07 >>> WALVIS RIDGE | MV1203 (13-INT-04) PROJECT



Ar-Ages in Ma

WEIGHTED PLATEAU

11.54 ± 0.03

TOTAL FUSION

11.54 ± 0.03

NORMAL ISOCHRON

11.53 ± 0.04

INVERSE ISOCHRON

11.54 ± 0.04

MSWD (PROBABILITY)

3.14 (2%)

40AR/36AR INTERCEPT

303.8 ± 59.8

Sample Info

Feldspar

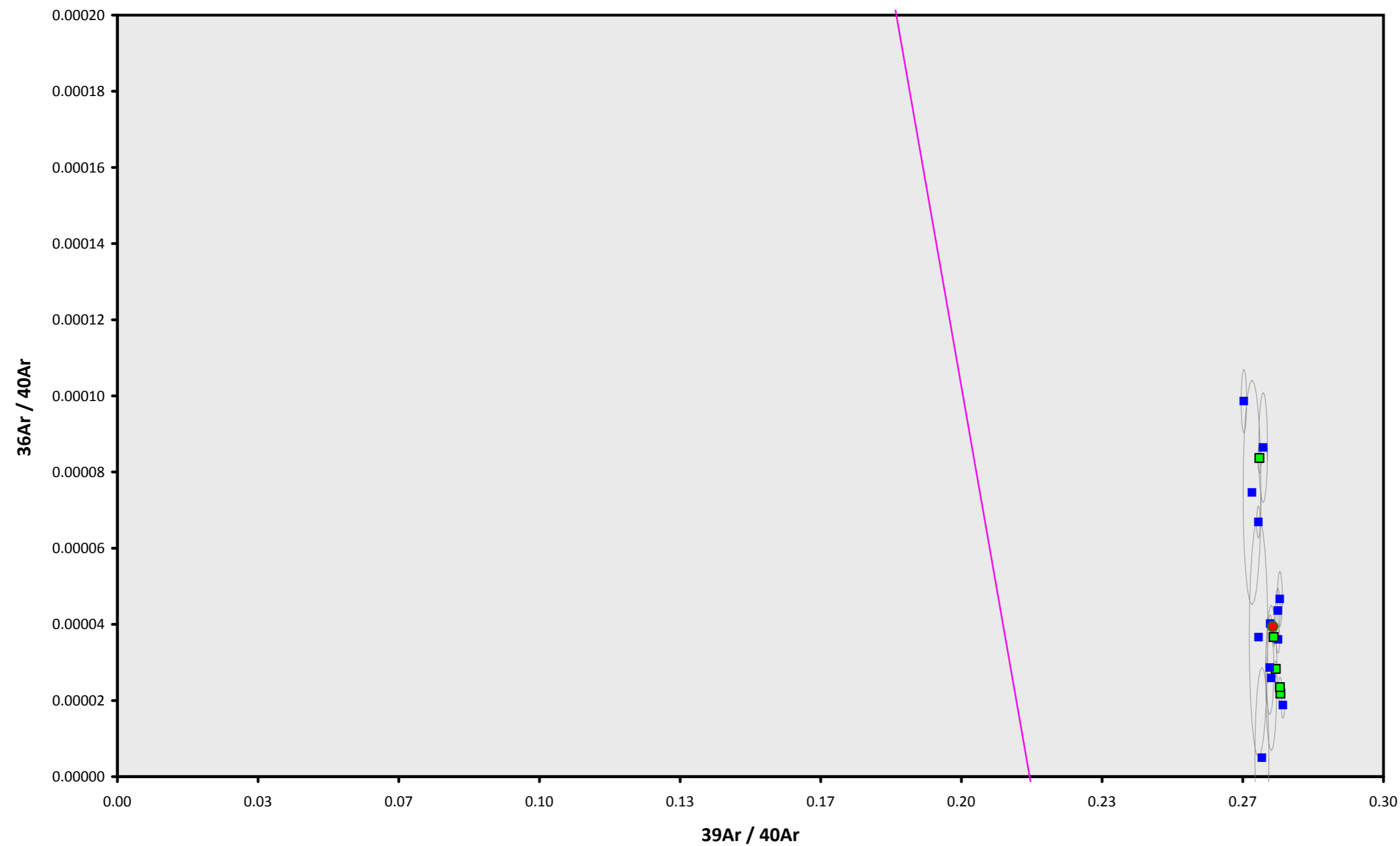
Crawford Guyot

Susan Schnur

IRR = 13-OSU-05

J = 0.00177424 ± 0.00000231

13D04309.AGE >>> MV1203-D43B-07 >>> WALVIS RIDGE | MV1203 (13-INT-04) PROJECT



Ar-Ages in Ma

WEIGHTED PLATEAU

11.54 ± 0.03

TOTAL FUSION

11.54 ± 0.03

NORMAL ISOCHRON

11.53 ± 0.04

INVERSE ISOCHRON

11.54 ± 0.04

MSWD (PROBABILITY)

2.47 (6%)

SPREADING FACTOR

1.8%

40AR/36AR INTERCEPT

281.8 ± 52.1

Sample Info

Feldspar

Crawford Guyot

Susan Schnur

IRR = 13-OSU-05

J = 0.00177424 ± 0.00000231