

Relative Abundances		36Ar [fA]	%1σ	37Ar [fA]	%1σ	38Ar [fA]	%1σ	39Ar [fA]	%1σ	40Ar [fA]	%1σ	40(r)/39(k) ± 2σ	Age ± 2σ (Ma)	40Ar(r) (%)	39Ar(k) (%)	K/Ca ± 2σ
13D04335	1.6 %	0.223008	0.696	0.64194	112.350	0.056252	69.270	2.0449	2.087	84.598	0.344	9.16704 ± 0.65756	27.67 ± 1.97	22.15	0.06	1.4 ± 3.1
13D04337	1.8 %	0.071061	1.696	0.18304	403.338	0.007758	528.714	1.8963	2.254	38.964	0.747	9.47848 ± 0.64941	28.60 ± 1.94	46.13	0.05	4.5 ± 35.9
13D04338	2.0 %	0.029251	3.689	0.53162	143.695	0.029538	138.777	0.9029	4.885	17.586	1.654	9.85058 ± 1.36276	29.72 ± 4.08	50.59	0.03	0.7 ± 2.1
13D04339	2.2 %	0.059800	1.971	0.12029	613.473	0.063382	61.047	2.6622	1.597	41.240	0.706	8.85390 ± 0.44514	26.73 ± 1.33	57.15	0.07	9.5 ± 116.8
13D04341	2.6 %	0.073686	1.615	1.25224	59.420	0.116519	33.128	5.8563	0.743	74.033	0.394	8.90191 ± 0.20549	26.88 ± 0.62	70.43	0.16	2.0 ± 2.4
13D04342	4.0 %	0.331598	0.583	0.94052	79.405	0.619382	6.633	29.3955	0.167	349.869	0.084	8.56808 ± 0.05238	25.88 ± 0.16	71.99	0.83	13.4 ± 21.3
13D04343	4.4 %	0.143911	0.943	1.01380	74.130	0.436086	9.416	24.1545	0.193	246.349	0.119	8.43837 ± 0.05268	25.49 ± 0.16	82.74	0.68	10.2 ± 15.2
13D04345	4.8 %	0.375449	0.540	0.66929	116.319	0.759552	5.224	38.9244	0.131	436.041	0.068	8.35001 ± 0.04081	25.22 ± 0.12	74.54	1.09	25.0 ± 58.2
13D04346	5.2 %	0.138596	1.015	0.66805	115.812	0.447445	9.251	24.8217	0.186	248.213	0.118	8.34413 ± 0.05165	25.21 ± 0.15	83.44	0.70	16.0 ± 37.0
13D04347	5.6 %	0.248696	0.677	0.37047	208.068	0.771877	5.171	41.5361	0.128	420.514	0.070	8.35207 ± 0.03523	25.23 ± 0.11	82.50	1.17	48.2 ± 200.6
13D04349	6.0 %	0.211202	0.748	0.96397	82.544	0.674097	5.992	35.5718	0.140	358.250	0.082	8.31557 ± 0.03897	25.12 ± 0.12	82.57	1.00	15.9 ± 26.2
13D04350	6.4 %	0.179582	0.872	0.05757	1320.902	0.775702	5.170	39.3206	0.131	380.054	0.077	8.31270 ± 0.03551	25.11 ± 0.11	86.00	1.10	293.7 ± 7758.4
13D04351	6.8 %	0.209059	0.778	0.80029	93.803	0.929084	4.223	47.2902	0.116	455.086	0.065	8.31500 ± 0.03074	25.12 ± 0.09	86.40	1.33	25.4 ± 47.7
13D04353	7.2 %	0.245491	0.681	0.73300	101.930	1.048646	3.762	55.2804	0.101	532.530	0.055	8.31869 ± 0.02690	25.13 ± 0.08	86.35	1.55	32.4 ± 66.1
13D04354	7.6 %	✓ 0.392766	0.526	1.17022	65.987	1.432147	2.697	74.8603	0.089	736.295	0.040	8.28311 ± 0.02344	25.02 ± 0.07	84.21	2.10	27.5 ± 36.3
13D04355	8.0 %	✓ 0.337894	0.538	0.49971	154.211	1.458822	2.885	78.8515	0.088	754.200	0.039	8.29564 ± 0.02140	25.06 ± 0.06	86.73	2.21	67.9 ± 209.3
13D04357	8.4 %	✓ 0.372202	0.543	2.29743	34.300	1.625873	2.351	86.5261	0.086	827.668	0.036	8.29323 ± 0.02101	25.05 ± 0.06	86.70	2.43	16.2 ± 11.1
13D04358	8.8 %	✓ 0.425883	0.488	1.11936	69.988	1.775003	2.216	95.0306	0.081	913.982	0.033	8.29104 ± 0.01969	25.05 ± 0.06	86.20	2.67	36.5 ± 51.1
13D04359	9.2 %	✓ 0.390440	0.557	1.64905	45.760	1.789770	2.236	95.0391	0.082	904.835	0.033	8.30474 ± 0.02020	25.09 ± 0.06	87.23	2.67	24.8 ± 22.7
13D04361	9.6 %	✓ 0.526830	0.449	2.41528	31.612	2.282568	1.913	118.0354	0.075	1135.782	0.026	8.30182 ± 0.01799	25.08 ± 0.05	86.27	3.31	21.0 ± 13.3
13D04362	10.0 %	✓ 0.397950	0.520	3.40436	22.209	2.075801	1.912	107.9188	0.076	1011.495	0.030	8.28237 ± 0.01789	25.02 ± 0.05	88.36	3.03	13.6 ± 6.1
13D04363	10.4 %	✓ 0.444543	0.471	5.72343	13.970	2.320987	1.691	119.4244	0.075	1118.580	0.027	8.26714 ± 0.01694	24.97 ± 0.05	88.26	3.35	9.0 ± 2.5
13D04365	10.8 %	✓ 0.623275	0.427	16.44318	4.635	3.358820	1.225	169.5711	0.069	1587.382	0.019	8.27986 ± 0.01522	25.01 ± 0.05	88.44	4.76	4.4 ± 0.4
13D04366	11.2 %	✓ 0.412543	0.507	11.03732	6.914	2.308756	1.815	118.0700	0.075	1098.640	0.027	8.27702 ± 0.01700	25.00 ± 0.05	88.95	3.31	4.6 ± 0.6
13D04367	11.6 %	✓ 0.472872	0.502	7.64149	10.391	2.673578	1.515	136.1998	0.072	1268.781	0.024	8.29102 ± 0.01635	25.05 ± 0.05	89.00	3.82	7.7 ± 1.6
13D04369	12.0 %	✓ 0.521954	0.443	10.95047	7.005	3.088750	1.266	155.6689	0.071	1443.240	0.021	8.28301 ± 0.01514	25.02 ± 0.05	89.34	4.37	6.1 ± 0.9
13D04370	12.4 %	✓ 0.425079	0.497	7.90795	9.372	2.446936	1.556	127.9737	0.074	1184.062	0.025	8.27268 ± 0.01641	24.99 ± 0.05	89.41	3.59	7.0 ± 1.3
13D04371	12.8 %	✓ 0.439858	0.488	7.76340	9.531	2.770938	1.501	143.1141	0.072	1314.344	0.023	8.27689 ± 0.01548	25.00 ± 0.05	90.12	4.02	7.9 ± 1.5
13D04373	13.2 %	✓ 0.385756	0.505	9.35442	8.335	2.602520	1.595	131.8414	0.073	1205.554	0.025	8.28202 ± 0.01568	25.02 ± 0.05	90.57	3.70	6.1 ± 1.0
13D04374	13.6 %	✓ 0.267436	0.642	7.73326	9.709	1.948643	2.060	98.1351	0.080	892.110	0.033	8.28867 ± 0.01796	25.04 ± 0.05	91.17	2.75	5.5 ± 1.1
13D04375	14.2 %	✓ 0.429522	0.485	12.25558	6.091	3.029694	1.328	154.1559	0.071	1405.065	0.022	8.29459 ± 0.01474	25.06 ± 0.04	91.00	4.33	5.4 ± 0.7
13D04377	14.8 %	✓ 0.480475	0.458	10.08102	7.994	3.039574	1.423	152.0024	0.071	1401.002	0.022	8.28518 ± 0.01510	25.03 ± 0.05	89.89	4.27	6.5 ± 1.0
13D04378	15.4 %	✓ 0.296181	0.614	8.48596	8.800	2.342600	1.697	118.6600	0.074	1072.627	0.028	8.30462 ± 0.01615	25.09 ± 0.05	91.87	3.33	6.0 ± 1.1
13D04379	16.0 %	✓ 0.409986	0.492	11.76152	6.234	2.963639	1.283	151.2711	0.070	1375.118	0.022	8.29275 ± 0.01467	25.05 ± 0.04	91.22	4.25	5.5 ± 0.7
13D04381	16.6 %	✓ 0.346883	0.546	10.40671	7.547	2.762509	1.432	140.7940	0.072	1269.485	0.024	8.29147 ± 0.01499	25.05 ± 0.04	91.95	3.95	5.8 ± 0.9
13D04382	17.2 %	✓ 0.250144	0.693	8.56780	8.697	2.130895	1.920	110.5773	0.077	990.170	0.030	8.28926 ± 0.01676	25.04 ± 0.05	92.57	3.10	5.5 ± 1.0
13D04383	17.8 %	✓ 0.254830	0.660	9.36313	8.459	2.282700	1.719	118.5387	0.075	1058.995	0.028	8.30180 ± 0.01594	25.08 ± 0.05	92.92	3.33	5.4 ± 0.9
13D04385	18.4 %	✓ 0.283741	0.612	13.77234	5.438	2.587815	1.599	133.4761	0.073	1190.382	0.025	8.29550 ± 0.01501	25.06 ± 0.05	93.01	3.75	4.2 ± 0.5
13D04386	19.0 %	✓ 0.207497	0.746	9.30733	8.188	1.943181	2.194	101.1644	0.078	899.494	0.033	8.28971 ± 0.01694	25.04 ± 0.05	93.23	2.84	4.7 ± 0.8
13D04387	19.6 %	✓ 0.131547	1.012	10.12574	7.438	1.384059	2.835	70.2840	0.091	620.204	0.048	8.28000 ± 0.02065	25.01 ± 0.06	93.82	1.97	3.0 ± 0.4
13D04389	20.4 %	✓ 0.185838	0.819	15.74630	5.031	2.117292	1.800	105.3804	0.078	926.972	0.032	8.28462 ± 0.01648	25.03 ± 0.05	94.17	2.96	2.9 ± 0.3
Σ		12.654312	0.094	221.02603	2.211	69.220115	0.372	3562.2224	0.014	33289.791	0.006					

Information on Analysis and Constants Used in Calculations

Project = **MV1203 (13-INT-04)**
 Sample = **MV1203-D40-25**
 Material = **Biotite**
 Location = **Dusky Guyot**
 Region = **Walvis Ridge**
 Analyst = **Susan Schnur**
 Irradiation = **13-OSU-05**
 Position = X: | Y: | Z/H: **38.42 mm**
 FCT-NM Age = **28.201 ± 0.023 Ma**
 FCT-NM Reference = **Kuiper et al (2008)**
 FCT-NM 40Ar/39Ar Ratio = **9.34360 ± 0.01159**
 FCT-NM J-value = **0.00168216 ± 0.00000209**
 Air Shot 40Ar/36Ar = **302.7630 ± 0.2846**
 Air Shot MDF = **0.99399498 ± 0.00062292 (LIN)**
 Experiment Type = **Incremental Heating**
 Extraction Method = **Bulk Laser Heating**
 Heating = **60 sec**
 Isolation = **5.52 min**
 Instrument = **ARGUS-VI-D**
 Preferred Age = **Plateau Age**
 Age Classification = **Eruption Age**
 IGSN = **IESS10015**
 Rock Class = **Igneous>Volcanic>Mafic**
 Lithology = **Trachyte**
 Lat-Lon = **37°55.1'S - 6°53.2'W**

Age Equations = **Min et al. (2000)**
 Negative Intensities = **Allowed**
 Collector Calibrations = **40Ar 36Ar**
 Decay 40K = **5.530 ± 0.048 E-10 1/a**
 Decay 39Ar = **2.940 ± 0.016 E-07 1/h**
 Decay 37Ar = **8.230 ± 0.012 E-04 1/h**
 Decay 36Cl = **2.257 ± 0.015 E-06 1/a**
 Decay 40K(ε,β⁺) = **0.580 ± 0.009 E-10 1/a**
 Decay 40K(β⁻) = **4.950 ± 0.043 E-10 1/a**
 Atmospheric 40/36(a) = **295.50**
 Atmospheric 38/36(a) = **0.1869**
 Production 39/37(ca) = **0.0006756 ± 0.0000089**
 Production 38/37(ca) = **0.0000718 ± 0.0000092**
 Production 36/37(ca) = **0.0002663 ± 0.0000004**
 Production 40/39(k) = **0.003823 ± 0.000102**
 Production 38/39(k) = **0.012031 ± 0.000019**
 Production 36/38(cl) = **262.80 ± 1.71**
 Scaling Ratio K/Ca = **0.430**
 Abundance Ratio 40K/K = **1.1700 ± 0.0100 E-04**
 Atomic Weight K = **39.0983 ± 0.0001 g**

Results	40(a)/36(a) ± 2σ	40(r)/39(k) ± 2σ	Age ± 2σ (Ma)	MSWD	39Ar(k) (%n)	K/Ca ± 2σ
Age Plateau		8.28798 ± 0.00364 ± 0.04%	25.04 ± 0.06 ± 0.25% Full External Error ± 0.57 Analytical Error ± 0.01	1.26 17%	90.18 27	4.3 ± 0.5
Total Fusion Age		8.29738 ± 0.00326 ± 0.04%	25.07 ± 0.06 ± 0.25% Full External Error ± 0.57 Analytical Error ± 0.01	1.55 1.1224	2σ Confidence Limit Error Magnification	
Normal Isochron	294.49 ± 4.51 ± 1.53%	8.29093 ± 0.01428 ± 0.17%	25.05 ± 0.08 ± 0.30% Full External Error ± 0.57 Analytical Error ± 0.04	1.29 15%	90.18 27	6.9 ± 0.3
Inverse Isochron	294.14 ± 4.50 ± 1.53%	8.29217 ± 0.01426 ± 0.17%	25.05 ± 0.08 ± 0.30% Full External Error ± 0.57 Analytical Error ± 0.04	1.29 15%	90.18 27	
Notes				0.0000271216	1 3	2σ Confidence Limit Error Magnification Number of Iterations Convergence
		Low T steps are variable, but high T gives a Good plateau plateau.		0.0000172244	10%	Spreading Factor

Incremental Heating		36Ar(a) [fA]	37Ar(ca) [fA]	38Ar(cl) [fA]	39Ar(k) [fA]	40Ar(r) [fA]	Age ± 2σ (Ma)	40Ar(r) (%)	39Ar(k) (%)	K/Ca ± 2σ
13D04335	1.6 %	0.222837	0.64194	0.000000	2.0444	18.741	27.67 ± 1.97	22.15	0.06	1.4 ± 3.1
13D04337	1.8 %	0.071012	0.18304	0.000000	1.8962	17.973	28.60 ± 1.94	46.13	0.05	4.5 ± 35.9
13D04338	2.0 %	0.029393	0.53162	0.000000	0.9032	8.897	29.72 ± 4.08	50.59	0.03	0.7 ± 2.1
13D04339	2.2 %	0.059763	0.12029	0.020176	2.6621	23.570	26.73 ± 1.33	57.15	0.07	9.5 ± 116.8
13D04341	2.6 %	0.074012	1.25224	0.032308	5.8572	52.140	26.88 ± 0.62	70.43	0.16	2.0 ± 2.4
13D04342	4.0 %	0.331300	0.94052	0.203745	29.3948	251.857	25.88 ± 0.16	71.99	0.83	13.4 ± 21.3
13D04343	4.4 %	0.143613	1.01380	0.118577	24.1538	203.819	25.49 ± 0.16	82.74	0.68	10.2 ± 15.2
13D04345	4.8 %	0.375219	0.66929	0.221083	38.9239	325.015	25.22 ± 0.12	74.54	1.09	25.0 ± 58.2
13D04346	5.2 %	0.138745	0.66805	0.122927	24.8221	207.119	25.21 ± 0.15	83.44	0.70	16.0 ± 37.0
13D04347	5.6 %	0.248545	0.37047	0.225680	41.5358	346.910	25.23 ± 0.11	82.50	1.17	48.2 ± 200.6
13D04349	6.0 %	0.210897	0.96397	0.206655	35.5711	295.794	25.12 ± 0.12	82.57	1.00	15.9 ± 26.2
13D04350	6.4 %	0.179504	0.05757	0.269083	39.3206	326.860	25.11 ± 0.11	86.00	1.10	293.7 ± 7758.4
13D04351	6.8 %	0.208772	0.80029	0.321065	47.2896	393.213	25.12 ± 0.09	86.40	1.33	25.4 ± 47.7
13D04353	7.2 %	0.245217	0.73300	0.337690	55.2799	459.857	25.13 ± 0.08	86.35	1.55	32.4 ± 66.1
13D04354	7.6 %	✓ 0.392348	1.17022	0.458099	74.8595	620.070	25.02 ± 0.07	84.21	2.10	27.5 ± 36.3
13D04355	8.0 %	✓ 0.337657	0.49971	0.447020	78.8512	654.121	25.06 ± 0.06	86.73	2.21	67.9 ± 209.3
13D04357	8.4 %	✓ 0.371470	2.29743	0.515304	86.5245	717.568	25.05 ± 0.06	86.70	2.43	16.2 ± 11.1
13D04358	8.8 %	✓ 0.425456	1.11936	0.552101	95.0298	787.896	25.05 ± 0.06	86.20	2.67	36.5 ± 51.1
13D04359	9.2 %	✓ 0.389867	1.64905	0.573383	95.0380	789.266	25.09 ± 0.06	87.23	2.67	24.8 ± 22.7
13D04361	9.6 %	✓ 0.526009	2.41528	0.764019	118.0338	979.895	25.08 ± 0.05	86.27	3.31	21.0 ± 13.3
13D04362	10.0 %	✓ 0.396880	3.40436	0.703036	107.9165	893.804	25.02 ± 0.05	88.36	3.03	13.6 ± 6.1
13D04363	10.4 %	✓ 0.442833	5.72343	0.801062	119.4205	987.267	24.97 ± 0.05	88.26	3.35	9.0 ± 2.5
13D04365	10.8 %	✓ 0.618617	16.44318	1.202044	169.5600	1403.933	25.01 ± 0.05	88.44	4.76	4.4 ± 0.4
13D04366	11.2 %	✓ 0.409415	11.03732	0.811033	118.0626	977.207	25.00 ± 0.05	88.95	3.31	4.6 ± 0.6
13D04367	11.6 %	✓ 0.470617	7.64149	0.946513	136.1946	1129.193	25.05 ± 0.05	89.00	3.82	7.7 ± 1.6
13D04369	12.0 %	✓ 0.518778	10.95047	1.118240	155.6615	1289.346	25.02 ± 0.05	89.34	4.37	6.1 ± 0.9
13D04370	12.4 %	✓ 0.422780	7.90795	0.827763	127.9683	1058.642	24.99 ± 0.05	89.41	3.59	7.0 ± 1.3
13D04371	12.8 %	✓ 0.437566	7.76340	0.966857	143.1089	1184.496	25.00 ± 0.05	90.12	4.02	7.9 ± 1.5
13D04373	13.2 %	✓ 0.383045	9.35442	0.944150	131.8350	1091.860	25.02 ± 0.05	90.57	3.70	6.1 ± 1.0
13D04374	13.6 %	✓ 0.265209	7.73326	0.717921	98.1298	813.366	25.04 ± 0.05	91.17	2.75	5.5 ± 1.1
13D04375	14.2 %	✓ 0.426004	12.25558	1.094643	154.1476	1278.592	25.06 ± 0.04	91.00	4.33	5.4 ± 0.7
13D04377	14.8 %	✓ 0.477530	10.08102	1.120941	151.9956	1259.311	25.03 ± 0.05	89.89	4.27	6.5 ± 1.0
13D04378	15.4 %	✓ 0.293721	8.48596	0.859564	118.6543	985.379	25.09 ± 0.05	91.87	3.33	6.0 ± 1.1
13D04379	16.0 %	✓ 0.406606	11.76152	1.066952	151.2632	1254.387	25.05 ± 0.04	91.22	4.25	5.5 ± 0.7
13D04381	16.6 %	✓ 0.343878	10.40671	1.003683	140.7870	1167.331	25.05 ± 0.04	91.95	3.95	5.8 ± 0.9
13D04382	17.2 %	✓ 0.247687	8.56780	0.753702	110.5715	916.556	25.04 ± 0.05	92.57	3.10	5.5 ± 1.0
13D04383	17.8 %	✓ 0.252148	9.36313	0.808838	118.5324	984.032	25.08 ± 0.05	92.92	3.33	5.4 ± 0.9
13D04385	18.4 %	✓ 0.279857	13.77234	0.928782	133.4668	1107.174	25.06 ± 0.05	93.01	3.75	4.2 ± 0.5
13D04386	19.0 %	✓ 0.204859	9.30733	0.687191	101.1581	838.571	25.04 ± 0.05	93.23	2.84	4.7 ± 0.8
13D04387	19.6 %	✓ 0.128731	10.12574	0.513768	70.2772	581.895	25.01 ± 0.06	93.82	1.97	3.0 ± 0.4
13D04389	20.4 %	✓ 0.181455	15.74630	0.814543	105.3698	872.949	25.03 ± 0.05	94.17	2.96	2.9 ± 0.3
Σ		12.589855	221.02603	24.080139	3562.0731	29555.871				

Information on Analysis

Project = MV1203 (13-INT-04)
 Sample = MV1203-D40-25
 Material = Biotite
 Location = Dusky Guyot
 Region = Walvis Ridge
 Analyst = Susan Schnur
 Irradiation = 13-OSU-05
 J = 0.00168216 ± 0.00000209
 FCT-NM = 28.201 ± 0.023 Ma

Results	40(r)/39(k) ± 2σ	Age ± 2σ (Ma)	MSWD	39Ar(k) (%,n)	K/Ca ± 2σ
Age Plateau	8.28798 ± 0.00364 ± 0.04%	25.04 ± 0.06 ± 0.25%	1.26 17%	90.18 27	4.3 ± 0.5
		Full External Error ± 0.57 Analytical Error ± 0.01	1.55 1.1224	2σ Confidence Limit Error Magnification	
Total Fusion Age	8.29738 ± 0.00326 ± 0.04%	25.07 ± 0.06 ± 0.25%		41	6.9 ± 0.3
		Full External Error ± 0.57 Analytical Error ± 0.01			

Normal Isochron		39(k)/36(a) ± 2σ	40(a+r)/36(a) ± 2σ	r.i.
13D04335	1.6 %	9.17 ± 0.40	379.60 ± 5.94	0.2863
13D04337	1.8 %	26.70 ± 1.51	548.60 ± 20.57	0.5564
13D04338	2.0 %	30.73 ± 3.78	598.20 ± 48.89	0.5556
13D04339	2.2 %	44.54 ± 2.28	689.89 ± 29.26	0.7368
13D04341	2.6 %	79.14 ± 2.83	999.98 ± 33.54	0.8844
13D04342	4.0 %	88.73 ± 1.08	1055.71 ± 12.51	0.9521
13D04343	4.4 %	168.19 ± 3.28	1714.72 ± 33.03	0.9727
13D04345	4.8 %	103.74 ± 1.16	1161.70 ± 12.73	0.9649
13D04346	5.2 %	178.90 ± 3.73	1788.30 ± 36.91	0.9775
13D04347	5.6 %	167.12 ± 2.32	1691.26 ± 23.21	0.9777
13D04349	6.0 %	168.67 ± 2.59	1698.05 ± 25.81	0.9774
13D04350	6.4 %	219.05 ± 3.90	2116.41 ± 37.38	0.9853
13D04351	6.8 %	226.51 ± 3.60	2178.96 ± 34.33	0.9860
13D04353	7.2 %	225.43 ± 3.13	2170.81 ± 29.92	0.9860
13D04354	7.6 % ✓	190.80 ± 2.05	1875.91 ± 19.92	0.9833
13D04355	8.0 % ✓	233.52 ± 2.56	2232.74 ± 24.27	0.9845
13D04357	8.4 % ✓	232.92 ± 2.58	2227.20 ± 24.40	0.9858
13D04358	8.8 % ✓	223.36 ± 2.22	2147.38 ± 21.15	0.9846
13D04359	9.2 % ✓	243.77 ± 2.76	2319.95 ± 26.04	0.9878
13D04361	9.6 % ✓	224.40 ± 2.05	2158.39 ± 19.53	0.9847
13D04362	10.0 % ✓	271.91 ± 2.88	2547.57 ± 26.72	0.9880
13D04363	10.4 % ✓	269.67 ± 2.59	2524.93 ± 24.04	0.9863
13D04365	10.8 % ✓	274.10 ± 2.40	2564.97 ± 22.16	0.9863
13D04366	11.2 % ✓	288.37 ± 2.99	2682.34 ± 27.56	0.9882
13D04367	11.6 % ✓	289.40 ± 2.96	2694.89 ± 27.34	0.9891
13D04369	12.0 % ✓	300.05 ± 2.72	2780.85 ± 24.91	0.9867
13D04370	12.4 % ✓	302.68 ± 3.07	2799.50 ± 28.12	0.9879
13D04371	12.8 % ✓	327.06 ± 3.26	3002.51 ± 29.62	0.9884
13D04373	13.2 % ✓	344.18 ± 3.56	3145.97 ± 32.25	0.9887
13D04374	13.6 % ✓	370.01 ± 4.86	3362.38 ± 43.90	0.9912
13D04375	14.2 % ✓	361.85 ± 3.59	3296.86 ± 32.42	0.9889
13D04377	14.8 % ✓	318.30 ± 2.98	2932.64 ± 27.22	0.9874
13D04378	15.4 % ✓	403.97 ± 5.07	3650.31 ± 45.54	0.9920
13D04379	16.0 % ✓	372.01 ± 3.75	3380.52 ± 33.76	0.9892
13D04381	16.6 % ✓	409.41 ± 4.58	3690.11 ± 40.93	0.9908
13D04382	17.2 % ✓	446.42 ± 6.33	3995.95 ± 56.37	0.9931
13D04383	17.8 % ✓	470.09 ± 6.36	4198.09 ± 56.50	0.9929
13D04385	18.4 % ✓	476.91 ± 6.00	4251.72 ± 53.15	0.9925
13D04386	19.0 % ✓	493.79 ± 7.57	4388.91 ± 66.98	0.9938
13D04387	19.6 % ✓	545.92 ± 11.46	4815.74 ± 100.82	0.9952
13D04389	20.4 % ✓	580.69 ± 9.88	5106.32 ± 86.58	0.9951

Results	40(a)/36(a) ± 2σ	40(r)/39(k) ± 2σ	Age ± 2σ (Ma)	MSWD
Normal Isochron	294.49 ± 4.51 ± 1.53%	8.29093 ± 0.01428 ± 0.17%	25.05 ± 0.08 ± 0.30%	1.29 15%
			Full External Error ± 0.57 Analytical Error ± 0.04	
Statistics	2σ Confidence Limit Error Magnification Number of Data Points	1.57 1.1366 27	Convergence Number of Iterations Calculated Line	0.000027121562 1 Weighted York-2

Inverse Isochron		39(k)/40(a+r) ± 2σ	36(a)/40(a+r) ± 2σ	r.i.
13D04335	1.6 %	0.0241688 ± 0.0010227	0.00263433 ± 0.00004121	0.0717
13D04337	1.8 %	0.0486737 ± 0.0023117	0.00182284 ± 0.00006836	0.1254
13D04338	2.0 %	0.0513693 ± 0.0052977	0.00167168 ± 0.00013662	0.1299
13D04339	2.2 %	0.0645670 ± 0.0022548	0.00144951 ± 0.00006147	0.1345
13D04341	2.6 %	0.0791397 ± 0.0013311	0.00100002 ± 0.00003354	0.1101
13D04342	4.0 %	0.0840437 ± 0.0003140	0.00094723 ± 0.00001123	0.0636
13D04343	4.4 %	0.0980840 ± 0.0004446	0.00058318 ± 0.00001123	0.0645
13D04345	4.8 %	0.0892971 ± 0.0002628	0.00086081 ± 0.00000943	0.0570
13D04346	5.2 %	0.1000415 ± 0.0004408	0.00055919 ± 0.00001154	0.0613
13D04347	5.6 %	0.0988113 ± 0.0002884	0.00059127 ± 0.00000811	0.0491
13D04349	6.0 %	0.0993289 ± 0.0003229	0.00058891 ± 0.00000895	0.0545
13D04350	6.4 %	0.1035015 ± 0.0003149	0.00047250 ± 0.00000835	0.0444
13D04351	6.8 %	0.1039549 ± 0.0002758	0.00045893 ± 0.00000723	0.0399
13D04353	7.2 %	0.1038475 ± 0.0002402	0.00046066 ± 0.00000635	0.0386
13D04354	7.6 % ✓	0.1017101 ± 0.0001990	0.00053307 ± 0.00000566	0.0310
13D04355	8.0 % ✓	0.1045912 ± 0.0002015	0.00044788 ± 0.00000487	0.0298
13D04357	8.4 % ✓	0.1045819 ± 0.0001943	0.00044899 ± 0.00000492	0.0255
13D04358	8.8 % ✓	0.1040148 ± 0.0001811	0.00046568 ± 0.00000459	0.0250
13D04359	9.2 % ✓	0.1050757 ± 0.0001851	0.00043104 ± 0.00000484	0.0224
13D04361	9.6 % ✓	0.1039642 ± 0.0001659	0.00046331 ± 0.00000419	0.0193
13D04362	10.0 % ✓	0.1067337 ± 0.0001748	0.00039253 ± 0.00000412	0.0204
13D04363	10.4 % ✓	0.1068044 ± 0.0001698	0.00039605 ± 0.00000377	0.0190
13D04365	10.8 % ✓	0.1068610 ± 0.0001540	0.00038987 ± 0.00000337	0.0118
13D04366	11.2 % ✓	0.1075066 ± 0.0001708	0.00037281 ± 0.00000383	0.0184
13D04367	11.6 % ✓	0.1073870 ± 0.0001619	0.00037107 ± 0.00000376	0.0148
13D04369	12.0 % ✓	0.1079001 ± 0.0001588	0.00035960 ± 0.00000322	0.0133
13D04370	12.4 % ✓	0.1081203 ± 0.0001699	0.00035721 ± 0.00000359	0.0165
13D04371	12.8 % ✓	0.1089277 ± 0.0001649	0.00033305 ± 0.00000329	0.0143
13D04373	13.2 % ✓	0.1094021 ± 0.0001696	0.00031787 ± 0.00000326	0.0158
13D04374	13.6 % ✓	0.1100437 ± 0.0001914	0.00029741 ± 0.00000388	0.0196
13D04375	14.2 % ✓	0.1097546 ± 0.0001621	0.00030332 ± 0.00000298	0.0128
13D04377	14.8 % ✓	0.1085356 ± 0.0001609	0.00034099 ± 0.00000316	0.0140
13D04378	15.4 % ✓	0.1106671 ± 0.0001756	0.00027395 ± 0.00000342	0.0157
13D04379	16.0 % ✓	0.1100464 ± 0.0001623	0.00029581 ± 0.00000295	0.0130
13D04381	16.6 % ✓	0.1109479 ± 0.0001681	0.00027099 ± 0.00000301	0.0132
13D04382	17.2 % ✓	0.1117169 ± 0.0001856	0.00025025 ± 0.00000353	0.0159
13D04383	17.8 % ✓	0.1119770 ± 0.0001805	0.00023820 ± 0.00000321	0.0148
13D04385	18.4 % ✓	0.1121691 ± 0.0001724	0.00023520 ± 0.00000294	0.0134
13D04386	19.0 % ✓	0.1125095 ± 0.0001915	0.00022785 ± 0.00000348	0.0172
13D04387	19.6 % ✓	0.1133622 ± 0.0002331	0.00020765 ± 0.00000435	0.0211
13D04389	20.4 % ✓	0.1137204 ± 0.0001911	0.00019584 ± 0.00000332	0.0146

Results	40(a)/36(a) ± 2σ	40(r)/39(k) ± 2σ	Age ± 2σ (Ma)	MSWD
Inverse Isochron	294.14 ± 4.50 ± 1.53%	8.29217 ± 0.01426 ± 0.17%	25.05 ± 0.08 ± 0.30%	1.29 15%
			Full External Error ± 0.57 Analytical Error ± 0.04	
Statistics	2σ Confidence Limit Error Magnification Number of Data Points Spreading Factor	1.57 1.1362 27 10.0%	Convergence Number of Iterations Calculated Line	0.0000172244 3 Weighted York-2

Degassing Patterns		36Ar(a) [fA]	%1σ	36Ar(c) [fA]	%1σ	36Ar(ca) [fA]	%1σ	36Ar(cl) [fA]	%1σ	37Ar(ca) [fA]	%1σ	38Ar(a) [fA]	%1σ	38Ar(c) [fA]	%1σ	38Ar(k) [fA]	%1σ	38Ar(ca) [fA]	%1σ	38Ar(cl) [fA]	%1σ	39Ar(k) [fA]	%1σ	39Ar(ca) [fA]	%1σ	40Ar(r) [fA]	%1σ	40Ar(a) [fA]	%1σ	40Ar(c) [fA]	%1σ	40Ar(k) [fA]	%1σ
13D04335	1.6 %	0.222837	0.70	0.0000000	0.00	0.0001709	112.35	0.0000000	0.00	0.64194	112.35	0.0416483	0.70	0.0000000	0.00	0.024597	2.09	0.0000461	113.08	0.0000000	0.00	2.0444	2.09	0.0004337	112.36	18.741	2.92	65.8484	0.70	0.0000000	0.00	0.007816	3.38
13D04337	1.8 %	0.071012	1.72	0.0000000	0.00	0.0000487	403.34	0.0000000	0.00	0.18304	403.34	0.0132722	1.72	0.0000000	0.00	0.022813	2.26	0.000131	403.54	0.0000000	0.00	1.8962	2.25	0.0001237	403.34	17.973	2.58	20.9841	1.72	0.0000000	0.00	0.007249	3.49
13D04338	2.0 %	0.029393	3.74	0.0000000	0.00	0.0001416	143.69	0.0000000	0.00	0.53162	143.69	0.0054935	3.74	0.0000000	0.00	0.010867	4.89	0.0000382	144.27	0.0000000	0.00	0.9032	4.88	0.0003592	143.70	8.897	4.90	8.6855	3.74	0.0000000	0.00	0.003453	5.56
13D04339	2.2 %	0.059763	2.00	0.0000000	0.00	0.0000320	613.47	0.00000047	191.81	0.12029	613.47	0.0111698	2.00	0.0000000	0.00	0.032028	1.61	0.0000086	613.61	0.020176	191.81	2.6621	1.60	0.0000813	613.47	23.570	1.94	17.6600	2.00	0.0000000	0.00	0.010177	3.10
13D04341	2.6 %	0.074012	1.63	0.0000000	0.00	0.0003335	59.42	0.0000075	119.50	1.25224	59.42	0.0138328	1.63	0.0000000	0.00	0.070467	0.76	0.0000899	60.79	0.032308	119.50	5.8572	0.74	0.0008460	59.43	52.140	0.88	21.8705	1.63	0.0000000	0.00	0.022392	2.76
13D04342	4.0 %	0.331300	0.59	0.0000000	0.00	0.0002505	79.40	0.0000473	20.19	0.94052	79.40	0.0619200	0.59	0.0000000	0.00	0.353649	0.23	0.0000675	80.43	0.203745	20.21	29.3948	0.17	0.0006354	79.42	251.857	0.26	97.8992	0.59	0.0000000	0.00	0.112376	2.67
13D04343	4.4 %	0.143613	0.96	0.0000000	0.00	0.0002700	74.13	0.0000275	34.65	1.01380	74.13	0.0268413	0.96	0.0000000	0.00	0.290595	0.25	0.0000728	75.23	0.118577	34.66	24.1538	0.19	0.0006849	74.14	203.819	0.25	42.4376	0.96	0.0000000	0.00	0.092340	2.67
13D04345	4.8 %	0.375219	0.54	0.0000000	0.00	0.0002131	116.32	0.0000513	17.98	0.66929	116.32	0.0701284	0.54	0.0000000	0.00	0.468293	0.21	0.0000481	117.02	0.321063	18.00	38.9239	0.13	0.0004522	116.33	325.015	0.21	110.8772	0.54	0.0000000	0.00	0.148806	2.66
13D04346	5.2 %	0.138745	1.03	0.0000000	0.00	0.0001779	115.81	0.0000285	33.69	0.66805	115.81	0.0259315	1.03	0.0000000	0.00	0.298635	0.25	0.0000480	116.52	0.122927	33.71	24.8221	0.19	0.0004513	115.82	207.119	0.25	40.9992	1.03	0.0000000	0.00	0.094895	2.67
13D04347	5.6 %	0.248545	0.68	0.0000000	0.00	0.0000987	208.07	0.0000524	17.72	0.37047	208.07	0.0464530	0.68	0.0000000	0.00	0.499717	0.20	0.0000266	208.46	0.225680	17.74	41.5358	0.13	0.0002503	208.07	346.910	0.17	73.4450	0.68	0.0000000	0.00	0.158791	2.66
13D04349	6.0 %	0.210897	0.76	0.0000000	0.00	0.0002567	82.54	0.0000480	19.57	0.96397	82.54	0.0394167	0.76	0.0000000	0.00	0.427956	0.21	0.0000692	83.53	0.206655	19.59	35.5711	0.14	0.0006513	82.55	295.794	0.19	62.3202	0.76	0.0000000	0.00	0.135988	2.66
13D04350	6.4 %	0.179504	0.88	0.0000000	0.00	0.0000153	#####	0.0000625	14.94	0.05757	#####	0.0335492	0.88	0.0000000	0.00	0.473066	0.21	0.0000041	#####	0.269083	14.97	39.3206	0.13	0.0000389	#####	326.860	0.17	53.0434	0.88	0.0000000	0.00	0.150323	2.66
13D04351	6.8 %	0.208772	0.79	0.0000000	0.00	0.0002131	93.80	0.0000746	12.26	0.80029	93.80	0.0390194	0.79	0.0000000	0.00	0.568941	0.20	0.0000575	94.67	0.321065	12.30	47.2896	0.12	0.0005407	93.81	393.213	0.14	61.6920	0.79	0.0000000	0.00	0.180788	2.66
13D04353	7.2 %	0.245217	0.69	0.0000000	0.00	0.0001952	101.93	0.0000784	11.72	0.73300	101.93	0.0458311	0.69	0.0000000	0.00	0.665073	0.19	0.0000526	102.73	0.337690	11.76	55.2799	0.10	0.0004952	101.94	459.857	0.13	72.4616	0.69	0.0000000	0.00	0.211335	2.66
13D04354	7.6 %	0.392348	0.53	0.0000000	0.00	0.0003116	65.99	0.0001064	8.49	1.17022	65.99	0.0733298	0.53	0.0000000	0.00	0.900635	0.18	0.0000840	67.22	0.458099	8.54	74.8595	0.09	0.0007906	66.00	620.070	0.11	115.9387	0.53	0.0000000	0.00	0.286188	2.66
13D04355	8.0 %	0.337657	0.54	0.0000000	0.00	0.0001331	154.21	0.0001038	9.47	0.49971	154.21	0.0631081	0.54	0.0000000	0.00	0.948658	0.18	0.0000359	154.74	0.447020	9.51	78.8512	0.09	0.0003376	154.22	654.121	0.09	99.7776	0.54	0.0000000	0.00	0.301448	2.66
13D04357	8.4 %	0.371470	0.55	0.0000000	0.00	0.0006118	34.30	0.0001197	7.48	2.29743	34.30	0.0694278	0.55	0.0000000	0.00	1.040977	0.18	0.0001650	36.62	0.515304	7.54	86.5245	0.09	0.0015521	34.33	717.568	0.09	109.7694	0.55	0.0000000	0.00	0.330783	2.66
13D04358	8.8 %	0.425456	0.49	0.0000000	0.00	0.0002981	69.99	0.0001283	7.19	1.11936	69.99	0.0795178	0.49	0.0000000	0.00	1.143304	0.18	0.0000804	71.15	0.552101	7.25	95.0298	0.08	0.0007562	70.00	787.896	0.09	125.7224	0.49	0.0000000	0.00	0.363299	2.66
13D04359	9.2 %	0.389867	0.56	0.0000000	0.00	0.0004391	45.76	0.0001332	7.05	1.64905	45.76	0.0728662	0.56	0.0000000	0.00	1.143402	0.18	0.0001184	47.52	0.573383	7.11	95.0380	0.08	0.0011141	45.78	789.266	0.09	115.2058	0.56	0.0000000	0.00	0.363330	2.66
13D04361	9.6 %	0.526009	0.45	0.0000000	0.00	0.0006432	31.61	0.0001775	5.80	2.41528	31.61	0.0983111	0.45	0.0000000	0.00	1.420065	0.18	0.0001734	34.11	0.764019	5.87	118.0338	0.08	0.0016318	31.64	979.895	0.08	155.4357	0.45	0.0000000	0.00	0.451243	2.66
13D04362	10.0 %	0.396880	0.52	0.0000000	0.00	0.0009066	22.21	0.0001634	5.73	3.40436	22.21	0.0741770	0.52	0.0000000	0.00	1.298343	0.18	0.0002444	25.64	0.703036	5.80	107.9165	0.08	0.0023000	22.25	893.804	0.08	117.2782	0.52	0.0000000	0.00	0.412565	2.66
13D04363	10.4 %	0.442833	0.48	0.0000000	0.00	0.0015242	13.97	0.0001861	4.99	5.72343	13.97	0.0827655	0.48	0.0000000	0.00	1.436749	0.18	0.0004109	18.96	0.801062	5.08	119.4205	0.07	0.0038668	14.03	987.267	0.07	130.8571	0.48	0.0000000	0.00	0.456545	2.66
13D04365	10.8 %	0.618617	0.43	0.0000000	0.00	0.0043788	4.64	0.0002794	3.56	16.44318	4.63	0.1156196	0.43	0.0000000	0.00	2.039976	0.17	0.0011806	13.63	1.202044	3.67	169.5600	0.07	0.0111090	4.82	1403.933	0.06	182.8014	0.43	0.0000000	0.00	0.648228	2.66
13D04366	11.2 %	0.409415	0.51	0.0000000	0.00	0.0029392	6.92	0.0001885	5.26	11.03732	6.91	0.0765197	0.51	0.0000000	0.00	1.420411	0.18	0.0007925	14.57	0.811033	5.34	118.0626	0.07	0.0074568	7.04	977.207	0.07	120.9822	0.51	0.0000000	0.00	0.451353	2.66
13D04367	11.6 %	0.470617	0.51	0.0000000	0.00	0.0020349	10.39	0.0002200	4.39	7.64149	10.39	0.0879583	0.51	0.0000000	0.00	1.638558	0.18	0.0005487	16.50	0.946513	4.48	136.1946	0.07	0.0051626	10.47	1129.193	0.07	139.0674	0.51	0.0000000	0.00	0.520672	2.66
13D04369	12.0 %	0.518778	0.45	0.0000000	0.00	0.0029161	7.01	0.0002599	3.63	10.95047	7.00	0.0969596	0.45	0.0000000	0.00	1.872764	0.17	0.0007862	14.61	1.118240	3.74	155.6615	0.07	0.0073981	7.13	1289.346	0.06	153.2989	0.45	0.0000000	0.00	0.595094	2.66
13D04370	12.4 %	0.422780	0.50	0.0000000	0.00	0.0021059	9.37	0.0001924	4.70	7.90795	9.37	0.0790177	0.50	0.0000000	0.00	1.539587	0.18	0.0005678	15.88	0.827763	4.79	127.9683	0.07	0.0053426	9.46	1058.642	0.07	124.9316	0.50	0.0000000	0.00	0.489223	2.66
13D04371	12.8 %	0.437566	0.49	0.0000000	0.00	0.0020674	9.53	0.0002248	4.41	7.76340	9.53	0.0817810	0.49	0.0000000	0.00	1.721743	0.18	0.0005574	15.97	0.966857	4.51	143.1089	0.07	0.0052450	9.62	1184.496	0.06	129.3007	0.49	0.0000000	0.00	0.547105	2.66
13D04373	13.2 %	0.383045	0.51	0.0000000	0.00	0.0024911	8.34	0.0002195	4.50	9.35442	8.33	0.0715912	0.51	0.0000000	0.00	1.586107	0.18	0.0006716	15.29	0.944150	4.59	131.8350	0.07	0.0063198	8.44	1091.860	0.06	113.1899	0.51	0.0000000	0.00	0.504005	2.66
13D04374	13.6 %	0.265209	0.65	0.0000000	0.00	0.0020594	9.71	0.0001669	5.68	7.73326	9.71	0.0495676	0.65	0.0000000	0.00	1.180600	0.18	0.0005552	16.08	0.717921	5.75	98.1298	0.08	0.0052246	9.80	813.366	0.07	78.3693	0.65	0.0000000	0.00	0.375150	2.66
13D04375	14.2 %	0.426004	0.49	0.0000000	0.00	0.0032637	6.09	0.0002545	3.80	12.25558	6.09	0.0796201	0.49	0.0000000	0.00	1.854550	0.17	0.0008800	14.19	1.0													

Additional Parameters		40Ar/39Ar	1σ	37Ar/39Ar	1σ	36Ar/39Ar	1σ	Time (days)	37Ar (decay)	39Ar (decay)	40Ar (moles)
13D04335	1.6 %	41.370742	0.875044	0.313928	0.352760	0.109058	0.002399	142.849	16.844324	1.00100933	4.061E-12
13D04337	1.8 %	20.547479	0.487863	0.096523	0.389322	0.037473	0.001057	142.866	16.850101	1.00100945	1.870E-12
13D04338	2.0 %	19.478433	1.004674	0.588828	0.846603	0.032399	0.001983	142.875	16.853106	1.00100952	8.441E-13
13D04339	2.2 %	15.491135	0.270454	0.045187	0.277208	0.022463	0.000570	142.883	16.855880	1.00100958	1.980E-12
13D04341	2.6 %	12.641537	0.106310	0.213828	0.127066	0.012582	0.000224	142.901	16.861662	1.00100970	3.554E-12
13D04342	4.0 %	11.902137	0.022231	0.031996	0.025406	0.011281	0.000068	142.909	16.864437	1.00100976	1.679E-11
13D04343	4.4 %	10.198876	0.023111	0.041971	0.031114	0.005958	0.000057	142.918	16.867445	1.00100982	1.182E-11
13D04345	4.8 %	11.202264	0.016482	0.017195	0.020000	0.009646	0.000054	142.935	16.873230	1.00100994	2.093E-11
13D04346	5.2 %	9.999860	0.022028	0.026914	0.031170	0.005584	0.000058	142.944	16.876007	1.00101000	1.191E-11
13D04347	5.6 %	10.124062	0.014775	0.008919	0.018558	0.005987	0.000041	142.953	16.879017	1.00101007	2.018E-11
13D04349	6.0 %	10.071200	0.016368	0.027099	0.022369	0.005937	0.000045	142.969	16.884574	1.00101018	1.720E-11
13D04350	6.4 %	9.665507	0.014702	0.001464	0.019340	0.004567	0.000040	142.978	16.887586	1.00101025	1.824E-11
13D04351	6.8 %	9.623270	0.012761	0.016923	0.015874	0.004421	0.000035	142.987	16.890365	1.00101031	2.184E-11
13D04353	7.2 %	9.633242	0.011140	0.013260	0.013515	0.004441	0.000031	143.004	16.896158	1.00101043	2.556E-11
13D04354	7.6 %	9.835581	0.009620	0.015632	0.010315	0.005247	0.000028	143.013	16.899172	1.00101049	3.534E-11
13D04355	8.0 %	9.564818	0.009214	0.006337	0.009773	0.004285	0.000023	143.022	16.901953	1.00101055	3.620E-11
13D04357	8.4 %	9.565532	0.008882	0.026552	0.009107	0.004302	0.000024	143.039	16.907750	1.00101067	3.973E-11
13D04358	8.8 %	9.617764	0.008372	0.011779	0.008244	0.004482	0.000022	143.047	16.910534	1.00101073	4.387E-11
13D04359	9.2 %	9.520656	0.008386	0.017351	0.007940	0.004108	0.000023	143.056	16.913549	1.00101080	4.343E-11
13D04361	9.6 %	9.622382	0.007677	0.020462	0.006469	0.004463	0.000020	143.073	16.919118	1.00101092	5.452E-11
13D04362	10.0 %	9.372738	0.007672	0.031546	0.007006	0.003687	0.000019	143.082	16.922135	1.00101098	4.855E-11
13D04363	10.4 %	9.366429	0.007446	0.047925	0.006695	0.003722	0.000018	143.090	16.924921	1.00101104	5.369E-11
13D04365	10.8 %	9.361161	0.006742	0.096969	0.004495	0.003676	0.000016	143.108	16.930726	1.00101116	7.619E-11
13D04366	11.2 %	9.304989	0.007392	0.093481	0.006463	0.003494	0.000018	143.117	16.933745	1.00101122	5.273E-11
13D04367	11.6 %	9.315584	0.007020	0.056105	0.005830	0.003472	0.000018	143.125	16.936533	1.00101128	6.090E-11
13D04369	12.0 %	9.271211	0.006821	0.070345	0.004928	0.003353	0.000015	143.142	16.942341	1.00101141	6.928E-11
13D04370	12.4 %	9.252390	0.007268	0.061794	0.005792	0.003322	0.000017	143.151	16.945130	1.00101146	5.683E-11
13D04371	12.8 %	9.183886	0.006948	0.054246	0.005171	0.003073	0.000015	143.160	16.948152	1.00101153	6.309E-11
13D04373	13.2 %	9.143978	0.007087	0.070952	0.005914	0.002926	0.000015	143.177	16.953965	1.00101165	5.787E-11
13D04374	13.6 %	9.090639	0.007906	0.078802	0.007651	0.002725	0.000018	143.185	16.956756	1.00101171	4.282E-11
13D04375	14.2 %	9.114570	0.006731	0.079501	0.004843	0.002786	0.000014	143.194	16.959547	1.00101177	6.744E-11
13D04377	14.8 %	9.216973	0.006830	0.066321	0.005302	0.003161	0.000015	143.211	16.965364	1.00101189	6.725E-11
13D04378	15.4 %	9.039497	0.007170	0.071515	0.006294	0.002496	0.000015	143.220	16.968389	1.00101195	5.149E-11
13D04379	16.0 %	9.090419	0.006703	0.077751	0.004847	0.002710	0.000013	143.228	16.971183	1.00101201	6.601E-11
13D04381	16.6 %	9.016613	0.006830	0.073914	0.005579	0.002464	0.000014	143.246	16.977003	1.00101214	6.094E-11
13D04382	17.2 %	8.954552	0.007435	0.077482	0.006739	0.002262	0.000016	143.254	16.979798	1.00101220	4.753E-11
13D04383	17.8 %	8.933749	0.007199	0.078988	0.006682	0.002150	0.000014	143.263	16.982826	1.00101226	5.083E-11
13D04385	18.4 %	8.918315	0.006853	0.103182	0.005612	0.002126	0.000013	143.281	16.988651	1.00101238	5.714E-11
13D04386	19.0 %	8.891406	0.007566	0.092002	0.007533	0.002051	0.000015	143.289	16.991447	1.00101244	4.318E-11
13D04387	19.6 %	8.824250	0.009070	0.144069	0.010716	0.001872	0.000019	143.297	16.994244	1.00101250	2.977E-11
13D04389	20.4 %	8.796431	0.007388	0.149423	0.007519	0.001763	0.000015	143.315	17.000073	1.00101262	4.449E-11

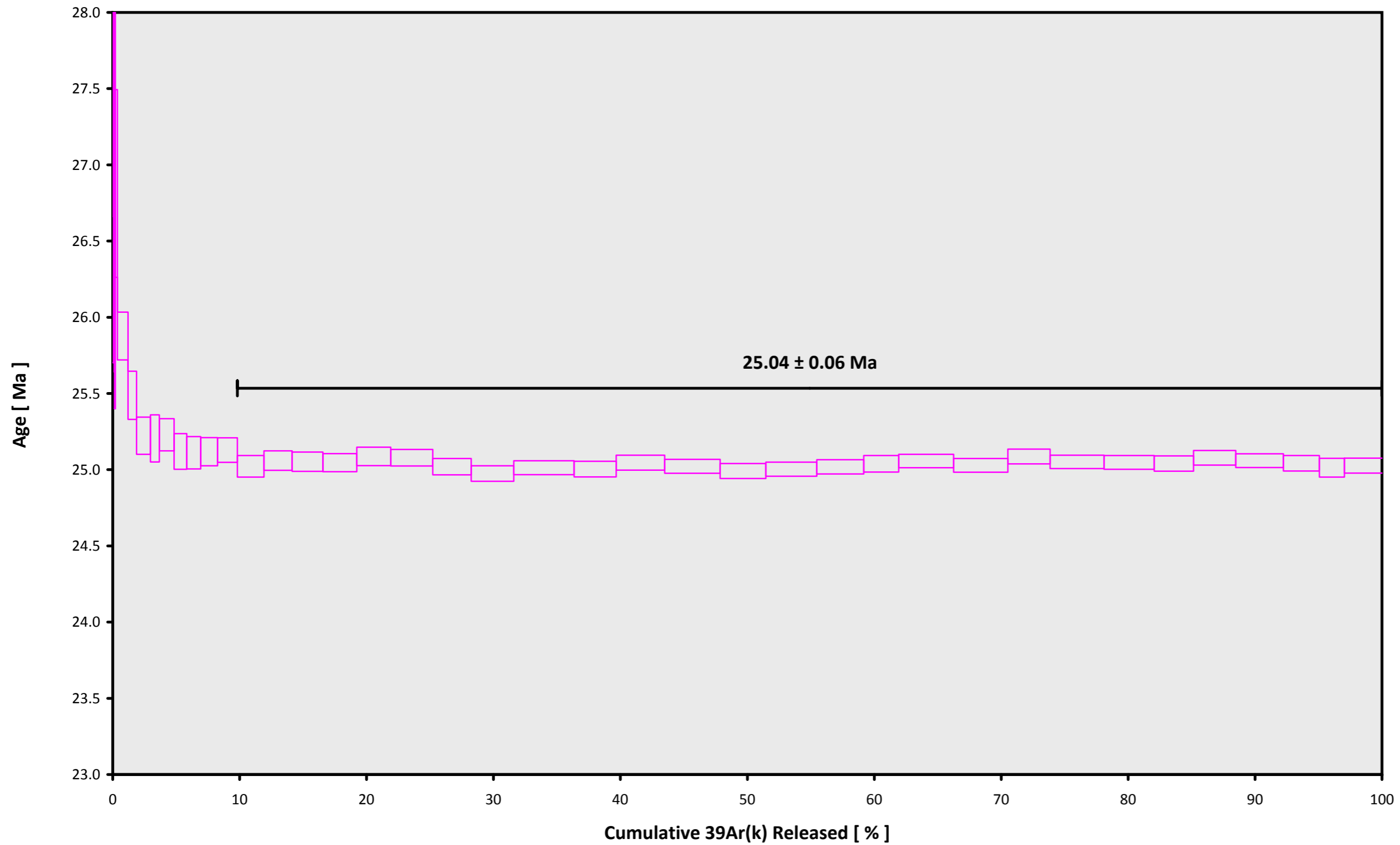
Procedure Blanks		36Ar ± 1σ (SE) [fA]	37Ar ± 1σ (SE) [fA]	38Ar ± 1σ (SE) [fA]	39Ar ± 1σ (SE) [fA]	40Ar ± 1σ (SE) [fA]
13D04335	1.6 %	0.0101124 ± 0.0009170	0.0381304 ± 0.0312133	0.0038503 ± 0.0279620	0.0626711 ± 0.0347686	2.8117702 ± 0.2900950
13D04337	1.8 %	0.0103281 ± 0.0009170	0.0356834 ± 0.0312133	0.0005488 ± 0.0279620	0.0706004 ± 0.0347686	2.8553392 ± 0.2900950
13D04338	2.0 %	0.0104236 ± 0.0009170	0.0345436 ± 0.0312133	0.0019052 ± 0.0279620	0.0726022 ± 0.0347686	2.8723059 ± 0.2900950
13D04339	2.2 %	0.0105025 ± 0.0009170	0.0335719 ± 0.0312133	0.0026766 ± 0.0279620	0.0733614 ± 0.0347686	2.8851745 ± 0.2900950
13D04341	2.6 %	0.0106409 ± 0.0009170	0.0317939 ± 0.0312133	0.0030452 ± 0.0279620	0.0721628 ± 0.0347686	2.9052612 ± 0.2900950
13D04342	4.0 %	0.0106961 ± 0.0009170	0.0310570 ± 0.0312133	0.0027352 ± 0.0279620	0.0705082 ± 0.0347686	2.9125050 ± 0.2900950
13D04343	4.4 %	0.0107484 ± 0.0009170	0.0303423 ± 0.0312133	0.0021181 ± 0.0279620	0.0681048 ± 0.0347686	2.9191725 ± 0.2900950
13D04345	4.8 %	0.0108295 ± 0.0009170	0.0292057 ± 0.0312133	0.0003103 ± 0.0279620	0.0621801 ± 0.0347686	2.9300703 ± 0.2900950
13D04346	5.2 %	0.0108603 ± 0.0009170	0.0287674 ± 0.0312133	0.0007608 ± 0.0279620	0.0589371 ± 0.0347686	2.9350539 ± 0.2900950
13D04347	5.6 %	0.0108885 ± 0.0009170	0.0283678 ± 0.0312133	0.0020118 ± 0.0279620	0.0552732 ± 0.0347686	2.9407043 ± 0.2900950
13D04349	6.0 %	0.0109281 ± 0.0009170	0.0278250 ± 0.0312133	0.0044293 ± 0.0279620	0.0484403 ± 0.0347686	2.9528390 ± 0.2900950
13D04350	6.4 %	0.0109437 ± 0.0009170	0.0276300 ± 0.0312133	0.0057281 ± 0.0279620	0.0448738 ± 0.0347686	2.9608310 ± 0.2900950
13D04351	6.8 %	0.0109550 ± 0.0009170	0.0275074 ± 0.0312133	0.0068826 ± 0.0279620	0.0417604 ± 0.0347686	2.9693565 ± 0.2900950
13D04353	7.2 %	0.0109706 ± 0.0009170	0.0274128 ± 0.0312133	0.0090503 ± 0.0279620	0.0360837 ± 0.0347686	2.9913370 ± 0.2900950
13D04354	7.6 %	0.0109753 ± 0.0009170	0.0274404 ± 0.0312133	0.0100051 ± 0.0279620	0.0336841 ± 0.0347686	3.0053139 ± 0.2900950
13D04355	8.0 %	0.0109779 ± 0.0009170	0.0275065 ± 0.0312133	0.0107587 ± 0.0279620	0.0318668 ± 0.0347686	3.0199000 ± 0.2900950
13D04357	8.4 %	0.0109796 ± 0.0009170	0.0277487 ± 0.0312133	0.0118821 ± 0.0279620	0.0294588 ± 0.0347686	3.0557533 ± 0.2900950
13D04358	8.8 %	0.0109791 ± 0.0009170	0.0279050 ± 0.0312133	0.0121892 ± 0.0279620	0.0290203 ± 0.0347686	3.0756551 ± 0.2900950
13D04359	9.2 %	0.0109780 ± 0.0009170	0.0280954 ± 0.0312133	0.0123439 ± 0.0279620	0.0291005 ± 0.0347686	3.0991930 ± 0.2900950
13D04361	9.6 %	0.0109751 ± 0.0009170	0.0284811 ± 0.0312133	0.0121382 ± 0.0279620	0.0308094 ± 0.0347686	3.1479288 ± 0.2900950
13D04362	10.0 %	0.0109737 ± 0.0009170	0.0286947 ± 0.0312133	0.0117655 ± 0.0279620	0.0325875 ± 0.0347686	3.1770548 ± 0.2900950
13D04363	10.4 %	0.0109725 ± 0.0009170	0.0288860 ± 0.0312133	0.0112664 ± 0.0279620	0.0347541 ± 0.0347686	3.2055200 ± 0.2900950
13D04365	10.8 %	0.0109716 ± 0.0009170	0.0292368 ± 0.0312133	0.0097905 ± 0.0279620	0.0408289 ± 0.0347686	3.2691610 ± 0.2900950
13D04366	11.2 %	0.0109721 ± 0.0009170	0.0293772 ± 0.0312133	0.0088207 ± 0.0279620	0.0447718 ± 0.0347686	3.3042186 ± 0.2900950
13D04367	11.6 %	0.0109733 ± 0.0009170	0.0294707 ± 0.0312133	0.0078260 ± 0.0279620	0.0488470 ± 0.0347686	3.3375174 ± 0.2900950
13D04369	12.0 %	0.0109784 ± 0.0009170	0.0295200 ± 0.0312133	0.0055371 ± 0.0279620	0.0585137 ± 0.0347686	3.4088431 ± 0.2900950
13D04370	12.4 %	0.0109822 ± 0.0009170	0.0294571 ± 0.0312133	0.0043839 ± 0.0279620	0.0636253 ± 0.0347686	3.4435162 ± 0.2900950
13D04371	12.8 %	0.0109873 ± 0.0009170	0.0293126 ± 0.0312133	0.0031367 ± 0.0279620	0.0694265 ± 0.0347686	3.4809803 ± 0.2900950
13D04373	13.2 %	0.0110000 ± 0.0009170	0.0287714 ± 0.0312133	0.0008861 ± 0.0279620	0.0810747 ± 0.0347686	3.5513596 ± 0.2900950
13D04374	13.6 %	0.0110074 ± 0.0009170	0.0283694 ± 0.0312133	0.0000519 ± 0.0279620	0.0867494 ± 0.0347686	3.5836576 ± 0.2900950
13D04375	14.2 %	0.0110155 ± 0.0009170	0.0278623 ± 0.0312133	0.0008463 ± 0.0279620	0.0923755 ± 0.0347686	3.6145063 ± 0.2900950
13D04377	14.8 %	0.0110346 ± 0.0009170	0.0264259 ± 0.0312133	0.0018590 ± 0.0279620	0.1035702 ± 0.0347686	3.6724099 ± 0.2900950
13D04378	15.4 %	0.0110454 ± 0.0009170	0.0254522 ± 0.0312133	0.0019357 ± 0.0279620	0.1088915 ± 0.0347686	3.6981216 ± 0.2900950
13D04379	16.0 %	0.0110556 ± 0.0009170	0.0244006 ± 0.0312133	0.0016634 ± 0.0279620	0.1133560 ± 0.0347686	3.7185369 ± 0.2900950
13D04381	16.6 %	0.0110774 ± 0.0009170	0.0216907 ± 0.0312133	0.0001943 ± 0.0279620	0.1207945 ± 0.0347686	3.7486872 ± 0.2900950
13D04382	17.2 %	0.0110877 ± 0.0009170	0.0201176 ± 0.0312133	0.0018220 ± 0.0279620	0.1232281 ± 0.0347686	3.7561461 ± 0.2900950
13D04383	17.8 %	0.0110984 ± 0.0009170	0.0181961 ± 0.0312133	0.0042165 ± 0.0279620	0.1248395 ± 0.0347686	3.7582494 ± 0.2900950
13D04385	18.4 %	0.0111166 ± 0.0009170	0.0138118 ± 0.0312133	0.0109541 ± 0.0279620	0.1243367 ± 0.0347686	3.7422000 ± 0.2900950
13D04386	19.0 %	0.0111237 ± 0.0009170	0.0113593 ± 0.0312133	0.0153269 ± 0.0279620	0.1221136 ± 0.0347686	3.7238189 ± 0.2900950
13D04387	19.6 %	0.0111294 ± 0.0009170	0.0086641 ± 0.0312133	0.0205331 ± 0.0279620	0.1184050 ± 0.0347686	3.6976559 ± 0.2900950
13D04389	20.4 %	0.0111353 ± 0.0009170	0.0022136 ± 0.0312133	0.0343774 ± 0.0279620	0.1052270 ± 0.0347686	3.6152597 ± 0.2900950

Intercept Values		36Ar ± 1σ (SE) [fA]	r2	Regression (type,n)	37Ar ± 1σ (SE) [fA]	r2	Regression (type,n)	38Ar ± 1σ (SE) [fA]	r2	Regression (type,n)	39Ar ± 1σ (SE) [fA]	r2	Regression (type,n)	40Ar ± 1σ (SE) [fA]	r2	Regression (type,n)
13D04335	1.6 %	0.2271907 ± 0.0010669	0.6051	EXP 150 of 150	0.0755550 ± 0.0281714	0.0010	EXP 150 of 150	0.0517263 ± 0.0264618	0.0145	EXP 150 of 150	2.09323 ± 0.02419	0.2074	EXP 150 of 150	87.59421 ± 0.03380	0.9920	EXP 150 of 150
13D04337	1.8 %	0.0794993 ± 0.0007104	0.0264	EXP 150 of 150	0.0463507 ± 0.0296125	0.0001	EXP 150 of 150	0.0082132 ± 0.0293296	0.0033	EXP 150 of 150	1.95363 ± 0.02431	0.1478	EXP 150 of 150	41.90464 ± 0.03077	0.8214	EXP 150 of 150
13D04338	2.0 %	0.0388968 ± 0.0005074	0.1979	EXP 150 of 150	0.0035665 ± 0.0317344	0.0031	EXP 150 of 150	0.0272781 ± 0.0292978	0.0050	EXP 150 of 150	0.96914 ± 0.02663	0.0056	EXP 149 of 150	20.49686 ± 0.02931	0.8785	EXP 150 of 150
13D04339	2.2 %	0.0687123 ± 0.0006735	0.0119	EXP 150 of 150	0.0405802 ± 0.0295670	0.0028	EXP 150 of 150	0.0652972 ± 0.0260669	0.0092	EXP 150 of 150	2.71692 ± 0.02389	0.3510	EXP 150 of 150	44.21545 ± 0.02960	0.8994	EXP 150 of 150
13D04341	2.6 %	0.0823675 ± 0.0006835	0.0067	EXP 150 of 150	0.0411359 ± 0.0300586	0.0503	EXP 150 of 150	0.1181647 ± 0.0259329	0.0050	EXP 150 of 150	5.88751 ± 0.02539	0.6325	EXP 150 of 150	77.09979 ± 0.03599	0.9876	EXP 150 of 150
13D04342	4.0 %	0.3334764 ± 0.0014222	0.6016	EXP 150 of 150	0.0858235 ± 0.0302787	0.0130	EXP 150 of 150	0.6146792 ± 0.0294122	0.0658	EXP 150 of 150	29.26031 ± 0.02882	0.9780	EXP 150 of 150	353.54554 ± 0.04836	0.9995	EXP 150 of 150
13D04343	4.4 %	0.1508322 ± 0.0008823	0.2380	EXP 150 of 150	0.0893650 ± 0.0306600	0.0044	EXP 149 of 150	0.4329672 ± 0.0293863	0.0057	EXP 150 of 150	24.05364 ± 0.02666	0.9727	EXP 150 of 150	249.80635 ± 0.04029	0.9993	EXP 150 of 150
13D04345	4.8 %	0.3762946 ± 0.0014804	0.6874	EXP 150 of 150	0.0681577 ± 0.0328414	0.0000	EXP 150 of 150	0.7507421 ± 0.0274635	0.0288	EXP 149 of 150	38.71420 ± 0.02748	0.9888	EXP 149 of 150	439.92346 ± 0.05910	0.9996	EXP 150 of 150
13D04346	5.2 %	0.1457708 ± 0.0009578	0.2564	EXP 150 of 150	0.0101064 ± 0.0324429	0.0172	EXP 150 of 150	0.4413114 ± 0.0298397	0.0008	EXP 150 of 150	24.70695 ± 0.02561	0.9765	EXP 150 of 150	251.69054 ± 0.04467	0.9991	EXP 150 of 150
13D04347	5.6 %	0.2529713 ± 0.0012101	0.4806	EXP 150 of 150	0.0499214 ± 0.0322010	0.0021	EXP 150 of 150	0.7605965 ± 0.0277920	0.0084	EXP 150 of 150	41.30073 ± 0.03023	0.9884	EXP 149 of 150	424.37302 ± 0.05487	0.9996	EXP 150 of 150
13D04349	6.0 %	0.2165140 ± 0.0011170	0.4425	EXP 149 of 150	0.0838896 ± 0.0341661	0.0023	EXP 150 of 150	0.6615733 ± 0.0284598	0.0057	EXP 150 of 150	35.37133 ± 0.02757	0.9869	EXP 150 of 150	361.98585 ± 0.05010	0.9995	EXP 150 of 150
13D04350	6.4 %	0.1857500 ± 0.0011335	0.2701	EXP 150 of 150	0.0309779 ± 0.0313255	0.0007	EXP 150 of 150	0.7606591 ± 0.0280562	0.0540	EXP 150 of 150	39.09036 ± 0.02852	0.9885	EXP 150 of 150	383.84461 ± 0.04818	0.9996	EXP 150 of 150
13D04351	6.8 %	0.2144553 ± 0.0011824	0.3958	EXP 150 of 150	0.0740364 ± 0.0305061	0.0018	EXP 150 of 150	0.9110447 ± 0.0268239	0.0964	EXP 150 of 150	47.00104 ± 0.02980	0.9910	EXP 150 of 150	459.04943 ± 0.04977	0.9997	EXP 150 of 150
13D04353	7.2 %	0.2499335 ± 0.0011993	0.4579	EXP 150 of 150	0.0700148 ± 0.0301887	0.0025	EXP 150 of 150	1.0270039 ± 0.0271182	0.0324	EXP 150 of 150	54.92974 ± 0.02677	0.9947	EXP 150 of 150	536.68454 ± 0.05779	0.9997	EXP 150 of 150
13D04354	7.6 %	0.3932970 ± 0.0015022	0.6335	EXP 150 of 150	0.0954422 ± 0.0322358	0.0044	EXP 149 of 150	1.4049451 ± 0.0259095	0.1377	EXP 150 of 150	74.37022 ± 0.03204	0.9960	EXP 150 of 150	740.90856 ± 0.05834	0.9999	EXP 150 of 150
13D04355	8.0 %	0.3398868 ± 0.0012612	0.5924	EXP 150 of 150	0.0565399 ± 0.0320985	0.0147	EXP 150 of 150	1.4305464 ± 0.0307165	0.0363	EXP 150 of 150	78.33166 ± 0.03359	0.9959	EXP 150 of 150	758.86779 ± 0.06886	0.9998	EXP 150 of 150
13D04357	8.4 %	0.3732840 ± 0.0014737	0.5753	EXP 150 of 150	0.1611846 ± 0.0334686	0.0316	EXP 150 of 150	1.5944680 ± 0.0253003	0.1333	EXP 150 of 150	85.95013 ± 0.03621	0.9960	EXP 150 of 150	832.53195 ± 0.07106	0.9998	EXP 150 of 150
13D04358	8.8 %	0.4255372 ± 0.0014636	0.7217	EXP 150 of 150	0.0929073 ± 0.0330962	0.0002	EXP 150 of 150	1.7414993 ± 0.0268899	0.0914	LIN 150 of 150	94.39467 ± 0.03318	0.9972	EXP 150 of 150	919.05399 ± 0.07555	0.9998	EXP 150 of 150
13D04359	9.2 %	0.3910355 ± 0.0016436	0.4968	EXP 150 of 150	0.1238404 ± 0.0307422	0.0006	EXP 150 of 150	1.7559347 ± 0.0278708	0.1077	EXP 150 of 150	94.40323 ± 0.03513	0.9970	EXP 150 of 150	909.91072 ± 0.08103	0.9998	EXP 150 of 150
13D04361	9.6 %	0.5237961 ± 0.0016603	0.6632	EXP 150 of 150	0.1686676 ± 0.0314514	0.0012	EXP 150 of 150	2.2430214 ± 0.0327418	0.1349	EXP 150 of 150	117.24033 ± 0.03473	0.9981	EXP 150 of 150	1141.41116 ± 0.07661	0.9999	EXP 150 of 150
13D04362	10.0 %	0.3983422 ± 0.0014960	0.5403	EXP 150 of 150	0.2262537 ± 0.0308237	0.0081	EXP 150 of 150	2.0391094 ± 0.0273814	0.1420	EXP 150 of 150	107.19625 ± 0.03142	0.9981	EXP 150 of 150	1016.88134 ± 0.07601	0.9999	EXP 150 of 150
13D04363	10.4 %	0.4436949 ± 0.0014476	0.6961	EXP 150 of 150	0.3609689 ± 0.0342907	0.0076	EXP 150 of 150	2.2818506 ± 0.0266937	0.2610	EXP 149 of 150	118.62350 ± 0.03414	0.9982	EXP 150 of 150	1124.22931 ± 0.07890	0.9999	EXP 150 of 150
13D04365	10.8 %	0.6176735 ± 0.0018655	0.6900	EXP 150 of 150	0.9829695 ± 0.0310065	0.0313	EXP 150 of 150	3.3086966 ± 0.0291870	0.2935	EXP 150 of 150	168.42533 ± 0.03703	0.9989	EXP 150 of 150	1594.11904 ± 0.09111	0.9999	EXP 150 of 150
13D04366	11.2 %	0.4125451 ± 0.0015008	0.6221	EXP 150 of 150	0.6694468 ± 0.0312380	0.0090	EXP 150 of 150	2.2722116 ± 0.0303902	0.1014	EXP 150 of 150	117.28859 ± 0.03253	0.9983	EXP 150 of 150	1104.34446 ± 0.08164	0.9999	EXP 150 of 150
13D04367	11.6 %	0.4712712 ± 0.0017684	0.5179	EXP 150 of 150	0.4725381 ± 0.0337829	0.0044	EXP 150 of 150	2.6336480 ± 0.0284337	0.2368	EXP 150 of 150	135.29558 ± 0.03142	0.9988	EXP 150 of 150	1274.89002 ± 0.08484	0.9999	EXP 150 of 150
13D04369	12.0 %	0.5190532 ± 0.0015953	0.6655	EXP 149 of 150	0.6642309 ± 0.0315343	0.0301	EXP 150 of 150	3.0461236 ± 0.0263746	0.3015	EXP 150 of 150	154.63812 ± 0.03646	0.9988	EXP 150 of 150	1449.80126 ± 0.08689	0.9999	EXP 150 of 150
13D04370	12.4 %	0.4247577 ± 0.0015070	0.6183	EXP 150 of 150	0.4877418 ± 0.0294344	0.0041	EXP 149 of 150	2.4131691 ± 0.0249828	0.1833	EXP 150 of 150	127.14177 ± 0.03728	0.9981	EXP 150 of 150	1190.09253 ± 0.08580	0.9999	EXP 150 of 150
13D04371	12.8 %	0.4391490 ± 0.0015280	0.5761	EXP 150 of 150	0.4791404 ± 0.0293249	0.0009	EXP 150 of 150	2.7345284 ± 0.0299194	0.1619	EXP 150 of 150	142.18207 ± 0.03703	0.9985	EXP 150 of 150	1320.69614 ± 0.09204	0.9999	EXP 150 of 150
13D04373	13.2 %	0.3864984 ± 0.0013584	0.5258	EXP 150 of 150	0.5706002 ± 0.0325452	0.0469	EXP 150 of 150	2.5703832 ± 0.0298246	0.2278	EXP 150 of 150	130.99981 ± 0.03619	0.9983	EXP 150 of 150	1211.73936 ± 0.08356	0.9999	EXP 150 of 150
13D04374	13.6 %	0.2713316 ± 0.0012301	0.2396	EXP 150 of 150	0.4762235 ± 0.0302053	0.0029	EXP 150 of 150	1.9252961 ± 0.0280304	0.1492	EXP 149 of 150	97.53505 ± 0.03466	0.9971	EXP 150 of 150	897.64282 ± 0.06965	0.9999	EXP 150 of 150
13D04375	14.2 %	0.4291160 ± 0.0014609	0.5436	EXP 150 of 150	0.7374991 ± 0.0297327	0.0023	EXP 150 of 150	2.9941596 ± 0.0280164	0.3047	EXP 150 of 150	153.16950 ± 0.03627	0.9988	EXP 150 of 150	1411.74894 ± 0.08801	0.9999	EXP 150 of 150
13D04377	14.8 %	0.4787333 ± 0.0015282	0.6352	EXP 150 of 150	0.6099489 ± 0.0345637	0.0029	EXP 150 of 150	3.0049340 ± 0.0321012	0.2779	EXP 150 of 150	151.04220 ± 0.03599	0.9987	EXP 150 of 150	1407.73478 ± 0.10155	0.9999	EXP 150 of 150
13D04378	15.4 %	0.2993508 ± 0.0013250	0.3428	EXP 150 of 150	0.5165598 ± 0.0298135	0.0028	EXP 150 of 150	2.3164055 ± 0.0274310	0.2027	EXP 150 of 150	117.93850 ± 0.03188	0.9984	EXP 150 of 150	1078.66834 ± 0.07500	0.9999	EXP 150 of 150
13D04379	16.0 %	0.4101400 ± 0.0014093	0.5562	EXP 150 of 150	0.7049628 ± 0.0285709	0.0077	EXP 150 of 150	2.9297151 ± 0.0248265	0.2529	EXP 149 of 150	150.32583 ± 0.03393	0.9989	EXP 150 of 150	1381.84038 ± 0.08243	0.9999	EXP 150 of 150
13D04381	16.6 %	0.3487362 ± 0.0013481	0.4225	EXP 150 of 150	0.6236527 ± 0.0328999	0.0000	EXP 150 of 150	2.7291430 ± 0.0270831	0.2851	EXP 149 of 150	139.92948 ± 0.03573	0.9986	EXP 150 of 150	1276.00722 ± 0.07358	0.9999	EXP 150 of 150
13D04382	17.2 %	0.2545806 ± 0.0012741	0.1639	EXP 150 of 150	0.5156285 ± 0.0296271	0.0013	EXP 150 of 150	2.1034857 ± 0.0290560	0.1199	EXP 150 of 150	109.92665 ± 0.03561	0.9976	EXP 150 of 150	996.08939 ± 0.08453	0.9998	EXP 150 of 150
13D04383	17.8 %	0.2591521 ± 0.0012000	0.1946	EXP 150 of 150	0.5596077 ± 0.0334258	0.0006	EXP 149 of 150	2.2510729 ± 0.0266880	0.1573	EXP 150 of 150	117.83395 ± 0.03548	0.9979	EXP 150 of 150	1065.06678 ± 0.07756	0.9999	EXP 150 of 150
13D04385	18.4 %	0.2873122 ± 0.0012329	0.1976	EXP 150 of 150	0.8099074 ± 0.0297880	0.0133	EXP 150 of 150	2.5457870 ± 0.0296619	0.1865	EXP 150 of 150	132.66632 ± 0.03410	0.9985	EXP 150 of 150	1196.72494 ± 0.08509	0.9999	EXP 150 of 150
13D04386	19.0 %	0.2131035 ± 0.0010796	0.0954	EXP 150 of 150	0.5492715 ± 0.0309810	0.0052	EXP 150 of 150	1.9045204 ± 0.0313976	0.1160	EXP 150 of 150	100.57849 ± 0.03199	0.9977	EXP 150 of 150	905.18263 ± 0.08097	0.9998	EXP 150 of 150
13D04387	19.6 %	0.1391784 ± 0.0008552	0.0000	EXP 150 of 150	0.5937792 ± 0.0302111	0.0441	EXP 150 of 150	1.3469066 ± 0.0267879	0.0834	EXP 150 of 150	69.91053 ± 0.03042	0.9958	EXP 150 of 150	625.25636 ± 0.05988	0.9998	EXP 150 of 150
13D04389	20.4 %	0.1920319 ± 0.0010693	0.0093	EXP 149 of 150	0.9118007 ± 0.0332197	0.0160	EXP 150 of 150	2.0574901 ± 0.0250697	0.2020	EXP 150 of 150	104.74811 ± 0.03311	0.9978	EXP 150 of 150	932.61203 ± 0.07314	0.9999	EXP 150 of 150

Project Info		Analyst	Irradiation	X-pos	Y-pos	Z/H-pos	Project	Experiment	Nmb
13D04335	1.6 %	Susan Schnur	13-OSU-05			38.42	Walvis Ridge\MV1203 (13-INT-04)	13D04334	01
13D04337	1.8 %	Susan Schnur	13-OSU-05			38.42	Walvis Ridge\MV1203 (13-INT-04)	13D04334	01
13D04338	2.0 %	Susan Schnur	13-OSU-05			38.42	Walvis Ridge\MV1203 (13-INT-04)	13D04334	01
13D04339	2.2 %	Susan Schnur	13-OSU-05			38.42	Walvis Ridge\MV1203 (13-INT-04)	13D04334	01
13D04341	2.6 %	Susan Schnur	13-OSU-05			38.42	Walvis Ridge\MV1203 (13-INT-04)	13D04334	01
13D04342	4.0 %	Susan Schnur	13-OSU-05			38.42	Walvis Ridge\MV1203 (13-INT-04)	13D04334	01
13D04343	4.4 %	Susan Schnur	13-OSU-05			38.42	Walvis Ridge\MV1203 (13-INT-04)	13D04334	01
13D04345	4.8 %	Susan Schnur	13-OSU-05			38.42	Walvis Ridge\MV1203 (13-INT-04)	13D04334	01
13D04346	5.2 %	Susan Schnur	13-OSU-05			38.42	Walvis Ridge\MV1203 (13-INT-04)	13D04334	01
13D04347	5.6 %	Susan Schnur	13-OSU-05			38.42	Walvis Ridge\MV1203 (13-INT-04)	13D04334	01
13D04349	6.0 %	Susan Schnur	13-OSU-05			38.42	Walvis Ridge\MV1203 (13-INT-04)	13D04334	01
13D04350	6.4 %	Susan Schnur	13-OSU-05			38.42	Walvis Ridge\MV1203 (13-INT-04)	13D04334	01
13D04351	6.8 %	Susan Schnur	13-OSU-05			38.42	Walvis Ridge\MV1203 (13-INT-04)	13D04334	01
13D04353	7.2 %	Susan Schnur	13-OSU-05			38.42	Walvis Ridge\MV1203 (13-INT-04)	13D04334	01
13D04354	7.6 %	Susan Schnur	13-OSU-05			38.42	Walvis Ridge\MV1203 (13-INT-04)	13D04334	01
13D04355	8.0 %	Susan Schnur	13-OSU-05			38.42	Walvis Ridge\MV1203 (13-INT-04)	13D04334	01
13D04357	8.4 %	Susan Schnur	13-OSU-05			38.42	Walvis Ridge\MV1203 (13-INT-04)	13D04334	01
13D04358	8.8 %	Susan Schnur	13-OSU-05			38.42	Walvis Ridge\MV1203 (13-INT-04)	13D04334	01
13D04359	9.2 %	Susan Schnur	13-OSU-05			38.42	Walvis Ridge\MV1203 (13-INT-04)	13D04334	01
13D04361	9.6 %	Susan Schnur	13-OSU-05			38.42	Walvis Ridge\MV1203 (13-INT-04)	13D04334	01
13D04362	10.0 %	Susan Schnur	13-OSU-05			38.42	Walvis Ridge\MV1203 (13-INT-04)	13D04334	01
13D04363	10.4 %	Susan Schnur	13-OSU-05			38.42	Walvis Ridge\MV1203 (13-INT-04)	13D04334	01
13D04365	10.8 %	Susan Schnur	13-OSU-05			38.42	Walvis Ridge\MV1203 (13-INT-04)	13D04334	01
13D04366	11.2 %	Susan Schnur	13-OSU-05			38.42	Walvis Ridge\MV1203 (13-INT-04)	13D04334	01
13D04367	11.6 %	Susan Schnur	13-OSU-05			38.42	Walvis Ridge\MV1203 (13-INT-04)	13D04334	01
13D04369	12.0 %	Susan Schnur	13-OSU-05			38.42	Walvis Ridge\MV1203 (13-INT-04)	13D04334	01
13D04370	12.4 %	Susan Schnur	13-OSU-05			38.42	Walvis Ridge\MV1203 (13-INT-04)	13D04334	01
13D04371	12.8 %	Susan Schnur	13-OSU-05			38.42	Walvis Ridge\MV1203 (13-INT-04)	13D04334	01
13D04373	13.2 %	Susan Schnur	13-OSU-05			38.42	Walvis Ridge\MV1203 (13-INT-04)	13D04334	01
13D04374	13.6 %	Susan Schnur	13-OSU-05			38.42	Walvis Ridge\MV1203 (13-INT-04)	13D04334	01
13D04375	14.2 %	Susan Schnur	13-OSU-05			38.42	Walvis Ridge\MV1203 (13-INT-04)	13D04334	01
13D04377	14.8 %	Susan Schnur	13-OSU-05			38.42	Walvis Ridge\MV1203 (13-INT-04)	13D04334	01
13D04378	15.4 %	Susan Schnur	13-OSU-05			38.42	Walvis Ridge\MV1203 (13-INT-04)	13D04334	01
13D04379	16.0 %	Susan Schnur	13-OSU-05			38.42	Walvis Ridge\MV1203 (13-INT-04)	13D04334	01
13D04381	16.6 %	Susan Schnur	13-OSU-05			38.42	Walvis Ridge\MV1203 (13-INT-04)	13D04334	01
13D04382	17.2 %	Susan Schnur	13-OSU-05			38.42	Walvis Ridge\MV1203 (13-INT-04)	13D04334	01
13D04383	17.8 %	Susan Schnur	13-OSU-05			38.42	Walvis Ridge\MV1203 (13-INT-04)	13D04334	01
13D04385	18.4 %	Susan Schnur	13-OSU-05			38.42	Walvis Ridge\MV1203 (13-INT-04)	13D04334	01
13D04386	19.0 %	Susan Schnur	13-OSU-05			38.42	Walvis Ridge\MV1203 (13-INT-04)	13D04334	01
13D04387	19.6 %	Susan Schnur	13-OSU-05			38.42	Walvis Ridge\MV1203 (13-INT-04)	13D04334	01
13D04389	20.4 %	Susan Schnur	13-OSU-05			38.42	Walvis Ridge\MV1203 (13-INT-04)	13D04334	01

Sample Parameters	Sample	Material	Location	Standard Name	Standard (in Ma)	%1σ	Standard Reference	Standard 40Ar/39Ar	%1σ	J	%1σ	Air 40Ar/36Ar	%1σ	MDF (lin)	%1σ	Volume Ratio	Sensitivity (mol/volt)	Day	Month	Year	Hour	Min	Resist	
13D04335	1.6 %	MV1203-D40-25	Biotite	Dusky Guyot	FCT-NM	28.201	0.082	Kuiper et al (2008)	9.3436	0.124	0.00168216	0.124	302.763	0.094	0.99399498	0.063	1	4.8E-14	11	NOV	2013	17	58	1
13D04337	1.8 %	MV1203-D40-25	Biotite	Dusky Guyot	FCT-NM	28.201	0.082	Kuiper et al (2008)	9.3436	0.124	0.00168216	0.124	302.763	0.094	0.99399498	0.063	1	4.8E-14	11	NOV	2013	18	23	1
13D04338	2.0 %	MV1203-D40-25	Biotite	Dusky Guyot	FCT-NM	28.201	0.082	Kuiper et al (2008)	9.3436	0.124	0.00168216	0.124	302.763	0.094	0.99399498	0.063	1	4.8E-14	11	NOV	2013	18	36	1
13D04339	2.2 %	MV1203-D40-25	Biotite	Dusky Guyot	FCT-NM	28.201	0.082	Kuiper et al (2008)	9.3436	0.124	0.00168216	0.124	302.763	0.094	0.99399498	0.063	1	4.8E-14	11	NOV	2013	18	48	1
13D04341	2.6 %	MV1203-D40-25	Biotite	Dusky Guyot	FCT-NM	28.201	0.082	Kuiper et al (2008)	9.3436	0.124	0.00168216	0.124	302.763	0.094	0.99399498	0.063	1	4.8E-14	11	NOV	2013	19	13	1
13D04342	4.0 %	MV1203-D40-25	Biotite	Dusky Guyot	FCT-NM	28.201	0.082	Kuiper et al (2008)	9.3436	0.124	0.00168216	0.124	302.763	0.094	0.99399498	0.063	1	4.8E-14	11	NOV	2013	19	25	1
13D04343	4.4 %	MV1203-D40-25	Biotite	Dusky Guyot	FCT-NM	28.201	0.082	Kuiper et al (2008)	9.3436	0.124	0.00168216	0.124	302.763	0.094	0.99399498	0.063	1	4.8E-14	11	NOV	2013	19	38	1
13D04345	4.8 %	MV1203-D40-25	Biotite	Dusky Guyot	FCT-NM	28.201	0.082	Kuiper et al (2008)	9.3436	0.124	0.00168216	0.124	302.763	0.094	0.99399498	0.063	1	4.8E-14	11	NOV	2013	20	3	1
13D04346	5.2 %	MV1203-D40-25	Biotite	Dusky Guyot	FCT-NM	28.201	0.082	Kuiper et al (2008)	9.3436	0.124	0.00168216	0.124	302.763	0.094	0.99399498	0.063	1	4.8E-14	11	NOV	2013	20	15	1
13D04347	5.6 %	MV1203-D40-25	Biotite	Dusky Guyot	FCT-NM	28.201	0.082	Kuiper et al (2008)	9.3436	0.124	0.00168216	0.124	302.763	0.094	0.99399498	0.063	1	4.8E-14	11	NOV	2013	20	28	1
13D04349	6.0 %	MV1203-D40-25	Biotite	Dusky Guyot	FCT-NM	28.201	0.082	Kuiper et al (2008)	9.3436	0.124	0.00168216	0.124	302.763	0.094	0.99399498	0.063	1	4.8E-14	11	NOV	2013	20	52	1
13D04350	6.4 %	MV1203-D40-25	Biotite	Dusky Guyot	FCT-NM	28.201	0.082	Kuiper et al (2008)	9.3436	0.124	0.00168216	0.124	302.763	0.094	0.99399498	0.063	1	4.8E-14	11	NOV	2013	21	5	1
13D04351	6.8 %	MV1203-D40-25	Biotite	Dusky Guyot	FCT-NM	28.201	0.082	Kuiper et al (2008)	9.3436	0.124	0.00168216	0.124	302.763	0.094	0.99399498	0.063	1	4.8E-14	11	NOV	2013	21	17	1
13D04353	7.2 %	MV1203-D40-25	Biotite	Dusky Guyot	FCT-NM	28.201	0.082	Kuiper et al (2008)	9.3436	0.124	0.00168216	0.124	302.763	0.094	0.99399498	0.063	1	4.8E-14	11	NOV	2013	21	42	1
13D04354	7.6 %	MV1203-D40-25	Biotite	Dusky Guyot	FCT-NM	28.201	0.082	Kuiper et al (2008)	9.3436	0.124	0.00168216	0.124	302.763	0.094	0.99399498	0.063	1	4.8E-14	11	NOV	2013	21	55	1
13D04355	8.0 %	MV1203-D40-25	Biotite	Dusky Guyot	FCT-NM	28.201	0.082	Kuiper et al (2008)	9.3436	0.124	0.00168216	0.124	302.763	0.094	0.99399498	0.063	1	4.8E-14	11	NOV	2013	22	7	1
13D04357	8.4 %	MV1203-D40-25	Biotite	Dusky Guyot	FCT-NM	28.201	0.082	Kuiper et al (2008)	9.3436	0.124	0.00168216	0.124	302.763	0.094	0.99399498	0.063	1	4.8E-14	11	NOV	2013	22	32	1
13D04358	8.8 %	MV1203-D40-25	Biotite	Dusky Guyot	FCT-NM	28.201	0.082	Kuiper et al (2008)	9.3436	0.124	0.00168216	0.124	302.763	0.094	0.99399498	0.063	1	4.8E-14	11	NOV	2013	22	44	1
13D04359	9.2 %	MV1203-D40-25	Biotite	Dusky Guyot	FCT-NM	28.201	0.082	Kuiper et al (2008)	9.3436	0.124	0.00168216	0.124	302.763	0.094	0.99399498	0.063	1	4.8E-14	11	NOV	2013	22	57	1
13D04361	9.6 %	MV1203-D40-25	Biotite	Dusky Guyot	FCT-NM	28.201	0.082	Kuiper et al (2008)	9.3436	0.124	0.00168216	0.124	302.763	0.094	0.99399498	0.063	1	4.8E-14	11	NOV	2013	23	21	1
13D04362	10.0 %	MV1203-D40-25	Biotite	Dusky Guyot	FCT-NM	28.201	0.082	Kuiper et al (2008)	9.3436	0.124	0.00168216	0.124	302.763	0.094	0.99399498	0.063	1	4.8E-14	11	NOV	2013	23	34	1
13D04363	10.4 %	MV1203-D40-25	Biotite	Dusky Guyot	FCT-NM	28.201	0.082	Kuiper et al (2008)	9.3436	0.124	0.00168216	0.124	302.763	0.094	0.99399498	0.063	1	4.8E-14	11	NOV	2013	23	46	1
13D04365	10.8 %	MV1203-D40-25	Biotite	Dusky Guyot	FCT-NM	28.201	0.082	Kuiper et al (2008)	9.3436	0.124	0.00168216	0.124	302.763	0.094	0.99399498	0.063	1	4.8E-14	12	NOV	2013	0	11	1
13D04366	11.2 %	MV1203-D40-25	Biotite	Dusky Guyot	FCT-NM	28.201	0.082	Kuiper et al (2008)	9.3436	0.124	0.00168216	0.124	302.763	0.094	0.99399498	0.063	1	4.8E-14	12	NOV	2013	0	24	1
13D04367	11.6 %	MV1203-D40-25	Biotite	Dusky Guyot	FCT-NM	28.201	0.082	Kuiper et al (2008)	9.3436	0.124	0.00168216	0.124	302.763	0.094	0.99399498	0.063	1	4.8E-14	12	NOV	2013	0	36	1
13D04369	12.0 %	MV1203-D40-25	Biotite	Dusky Guyot	FCT-NM	28.201	0.082	Kuiper et al (2008)	9.3436	0.124	0.00168216	0.124	302.763	0.094	0.99399498	0.063	1	4.8E-14	12	NOV	2013	1	1	1
13D04370	12.4 %	MV1203-D40-25	Biotite	Dusky Guyot	FCT-NM	28.201	0.082	Kuiper et al (2008)	9.3436	0.124	0.00168216	0.124	302.763	0.094	0.99399498	0.063	1	4.8E-14	12	NOV	2013	1	13	1
13D04371	12.8 %	MV1203-D40-25	Biotite	Dusky Guyot	FCT-NM	28.201	0.082	Kuiper et al (2008)	9.3436	0.124	0.00168216	0.124	302.763	0.094	0.99399498	0.063	1	4.8E-14	12	NOV	2013	1	26	1
13D04373	13.2 %	MV1203-D40-25	Biotite	Dusky Guyot	FCT-NM	28.201	0.082	Kuiper et al (2008)	9.3436	0.124	0.00168216	0.124	302.763	0.094	0.99399498	0.063	1	4.8E-14	12	NOV	2013	1	51	1
13D04374	13.6 %	MV1203-D40-25	Biotite	Dusky Guyot	FCT-NM	28.201	0.082	Kuiper et al (2008)	9.3436	0.124	0.00168216	0.124	302.763	0.094	0.99399498	0.063	1	4.8E-14	12	NOV	2013	2	3	1
13D04375	14.2 %	MV1203-D40-25	Biotite	Dusky Guyot	FCT-NM	28.201	0.082	Kuiper et al (2008)	9.3436	0.124	0.00168216	0.124	302.763	0.094	0.99399498	0.063	1	4.8E-14	12	NOV	2013	2	15	1
13D04377	14.8 %	MV1203-D40-25	Biotite	Dusky Guyot	FCT-NM	28.201	0.082	Kuiper et al (2008)	9.3436	0.124	0.00168216	0.124	302.763	0.094	0.99399498	0.063	1	4.8E-14	12	NOV	2013	2	40	1
13D04378	15.4 %	MV1203-D40-25	Biotite	Dusky Guyot	FCT-NM	28.201	0.082	Kuiper et al (2008)	9.3436	0.124	0.00168216	0.124	302.763	0.094	0.99399498	0.063	1	4.8E-14	12	NOV	2013	2	53	1
13D04379	16.0 %	MV1203-D40-25	Biotite	Dusky Guyot	FCT-NM	28.201	0.082	Kuiper et al (2008)	9.3436	0.124	0.00168216	0.124	302.763	0.094	0.99399498	0.063	1	4.8E-14	12	NOV	2013	3	5	1
13D04381	16.6 %	MV1203-D40-25	Biotite	Dusky Guyot	FCT-NM	28.201	0.082	Kuiper et al (2008)	9.3436	0.124	0.00168216	0.124	302.763	0.094	0.99399498	0.063	1	4.8E-14	12	NOV	2013	3	30	1
13D04382	17.2 %	MV1203-D40-25	Biotite	Dusky Guyot	FCT-NM	28.201	0.082	Kuiper et al (2008)	9.3436	0.124	0.00168216	0.124	302.763	0.094	0.99399498	0.063	1	4.8E-14	12	NOV	2013	3	42	1
13D04383	17.8 %	MV1203-D40-25	Biotite	Dusky Guyot	FCT-NM	28.201	0.082	Kuiper et al (2008)	9.3436	0.124	0.00168216	0.124	302.763	0.094	0.99399498	0.063	1	4.8E-14	12	NOV	2013	3	55	1
13D04385	18.4 %	MV1203-D40-25	Biotite	Dusky Guyot	FCT-NM	28.201	0.082	Kuiper et al (2008)	9.3436	0.124	0.00168216	0.124	302.763	0.094	0.99399498	0.063	1	4.8E-14	12	NOV	2013	4	20	1
13D04386	19.0 %	MV1203-D40-25	Biotite	Dusky Guyot	FCT-NM	28.201	0.082	Kuiper et al (2008)	9.3436	0.124	0.00168216	0.124	302.763	0.094	0.99399498	0.063	1	4.8E-14	12	NOV	2013	4	32	1
13D04387	19.6 %	MV1203-D40-25	Biotite	Dusky Guyot	FCT-NM	28.201	0.082	Kuiper et al (2008)	9.3436	0.124	0.00168216	0.124	302.763	0.094	0.99399498	0.063	1	4.8E-14	12	NOV	2013	4	44	1
13D04389	20.4 %	MV1203-D40-25	Biotite	Dusky Guyot	FCT-NM	28.201	0.082	Kuiper et al (2008)	9.3436	0.124	0.00168216	0.124	302.763	0.094	0.99399498	0.063	1	4.8E-14	12	NOV	2013	5	9	1

13D04334.AGE >>> MV1203-D40-25 >>> WALVIS RIDGE | MV1203 (13-INT-04) PROJECT



Ar-Ages in Ma

WEIGHTED PLATEAU
25.04 ± 0.06
TOTAL FUSION
25.07 ± 0.06
NORMAL ISOCHRON
25.05 ± 0.08
INVERSE ISOCHRON
25.05 ± 0.08

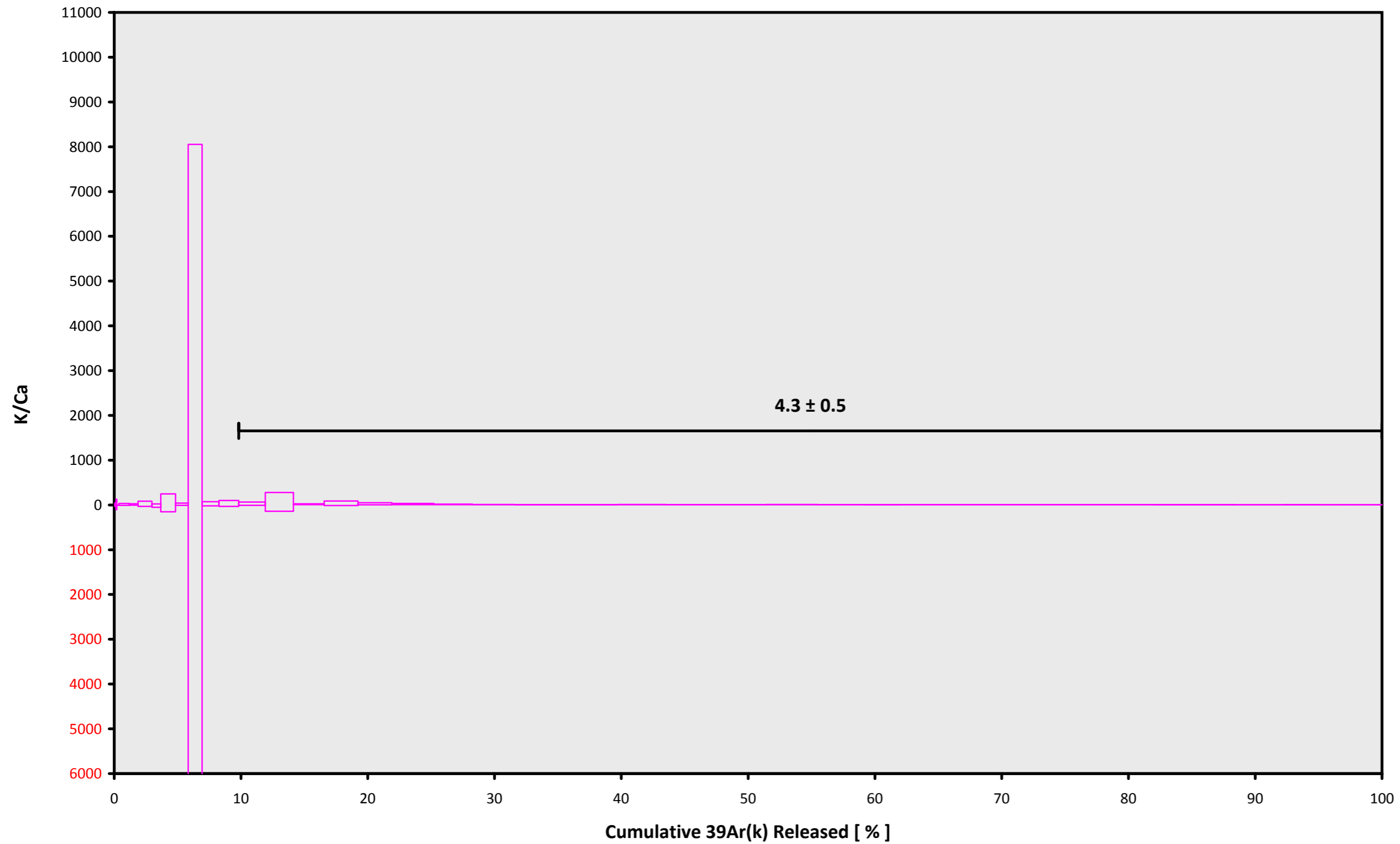
MSWD (PROBABILITY)
1.26 (17%)

Sample Info

Biotite
Dusky Guyot
Susan Schnur

IRR = 13-OSU-05
J = 0.00168216 ± 0.00000209

13D04334.AGE >>> MV1203-D40-25 >>> WALVIS RIDGE | MV1203 (13-INT-04) PROJECT



Ar-Ages in Ma

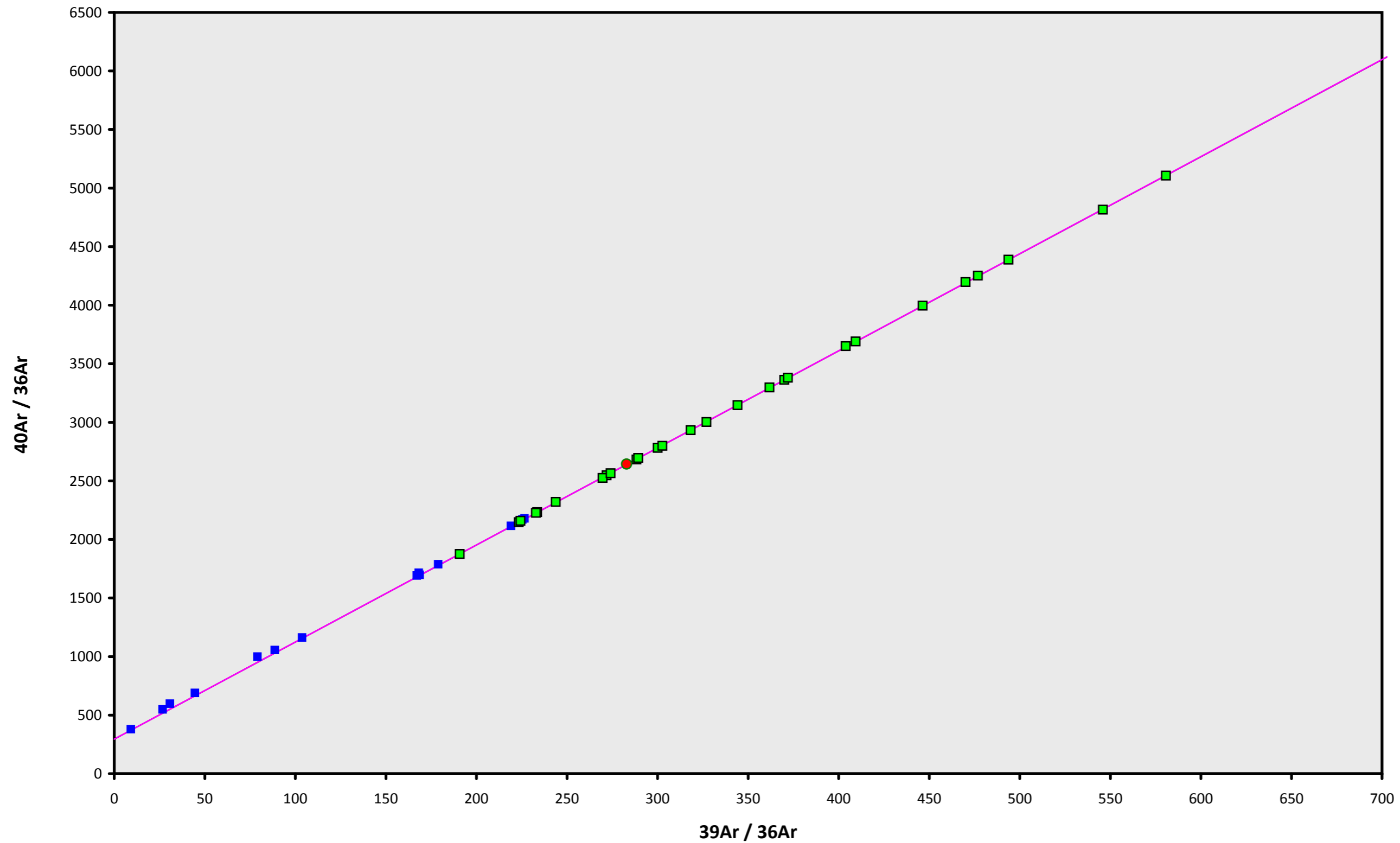
WEIGHTED PLATEAU
 25.04 ± 0.06
TOTAL FUSION
 25.07 ± 0.06
NORMAL ISOCHRON
 25.05 ± 0.08
INVERSE ISOCHRON
 25.05 ± 0.08

Sample Info

Biotite
Dusky Guyot
Susan Schnur

IRR = 13-OSU-05
J = $0.00168216 \pm 0.00000209$

13D04334.AGE >>> MV1203-D40-25 >>> WALVIS RIDGE | MV1203 (13-INT-04) PROJECT



Ar-Ages in Ma

WEIGHTED PLATEAU
25.04 ± 0.06
TOTAL FUSION
25.07 ± 0.06
NORMAL ISOCHRON
25.05 ± 0.08
INVERSE ISOCHRON
25.05 ± 0.08

MSWD (PROBABILITY)
1.29 (15%)

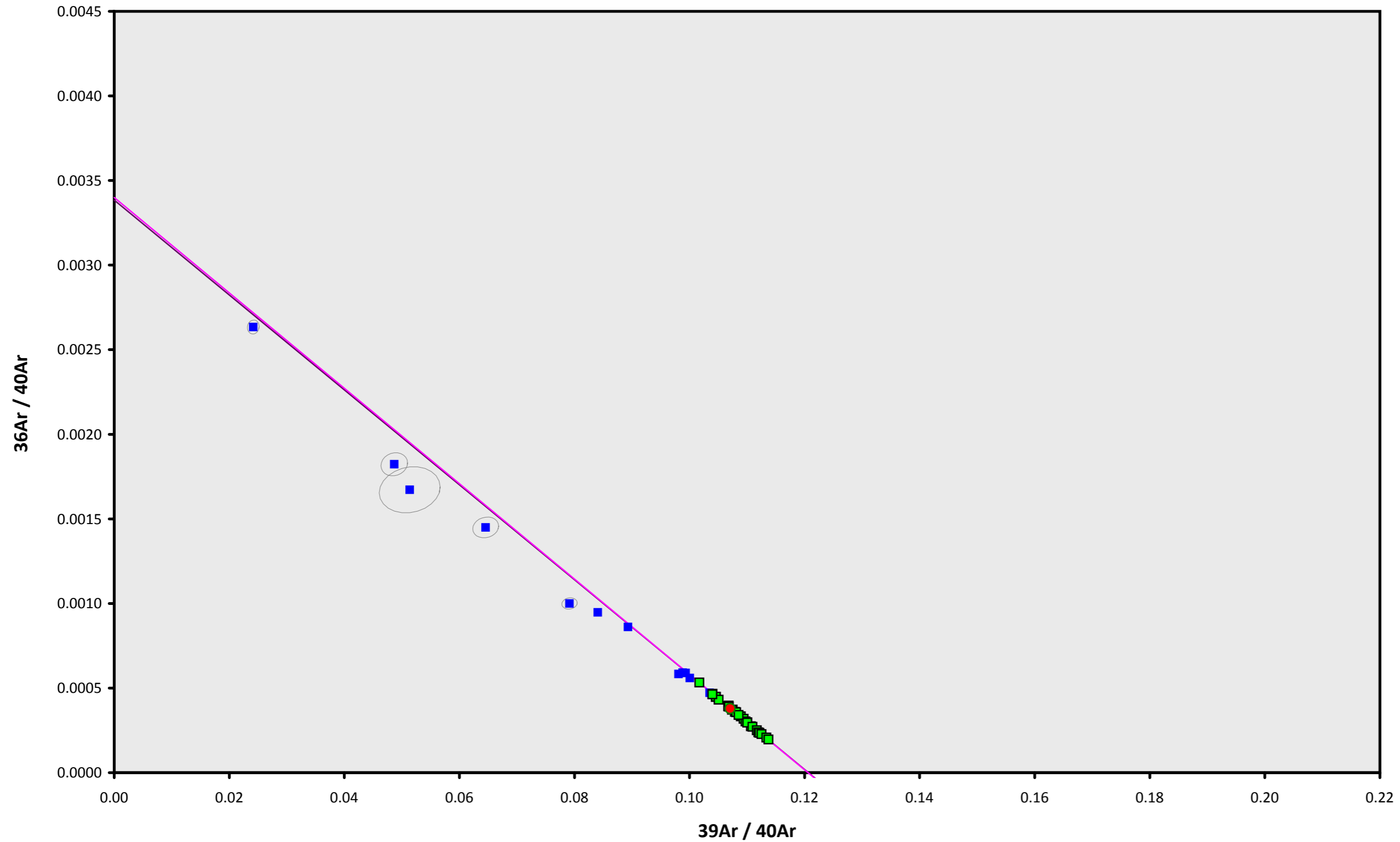
40AR/36AR INTERCEPT
294.5 ± 4.5

Sample Info

Biotite
Dusky Guyot
Susan Schnur

IRR = 13-OSU-05
J = 0.00168216 ± 0.00000209

13D04334.AGE >>> MV1203-D40-25 >>> WALVIS RIDGE | MV1203 (13-INT-04) PROJECT



Ar-Ages in Ma

WEIGHTED PLATEAU
 25.04 ± 0.06
TOTAL FUSION
 25.07 ± 0.06
NORMAL ISOCHRON
 25.05 ± 0.08
INVERSE ISOCHRON
 25.05 ± 0.08

MSWD (PROBABILITY)
1.29 (15%)

SPREADING FACTOR
10.0%

40AR/36AR INTERCEPT
 294.1 ± 4.5

Sample Info

Biotite
Dusky Guyot
Susan Schnur

IRR = 13-OSU-05
J = $0.00168216 \pm 0.00000209$