

Relative Abundances		36Ar [fA]	%1σ	37Ar [fA]	%1σ	38Ar [fA]	%1σ	39Ar [fA]	%1σ	40Ar [fA]	%1σ	40(r)/39(k) ± 2σ	Age ± 2σ (Ma)	40Ar(r) (%)	39Ar(k) (%)	K/Ca ± 2σ
13D04879	1.8 %	0.4492870	0.445	42.2948	2.220	0.411082	9.674	20.0286	0.192	353.876	0.075	11.21843 ± 0.07813	32.63 ± 0.23	63.40	1.12	0.203 ± 0.009
13D04881	2.0 %	0.0895073	1.105	35.4072	2.409	0.239390	17.389	17.3908	0.226	194.280	0.136	9.82054 ± 0.06398	28.59 ± 0.18	87.79	0.97	0.211 ± 0.010
13D04882	2.2 %	0.0595202	1.631	35.1423	2.584	0.219737	17.694	18.3218	0.202	188.205	0.140	9.47162 ± 0.05786	27.59 ± 0.17	92.09	1.02	0.224 ± 0.012
13D04883	2.4 %	0.0548342	1.624	42.1236	2.130	0.272062	15.011	22.3774	0.174	222.502	0.119	9.37526 ± 0.04718	27.31 ± 0.14	94.17	1.25	0.228 ± 0.010
13D04885	2.7 %	0.0497385	1.715	61.3982	1.481	0.393235	10.733	33.2994	0.129	318.862	0.083	9.28707 ± 0.03284	27.05 ± 0.09	96.87	1.86	0.233 ± 0.007
13D04886	3.0 %	0.0500419	1.728	73.5057	1.303	0.464825	8.874	41.3337	0.108	390.603	0.068	9.23947 ± 0.02708	26.91 ± 0.08	97.65	2.31	0.242 ± 0.006
13D04887	3.3 %	0.0486066	1.740	76.6247	1.196	0.476598	8.308	43.8360	0.107	411.220	0.065	9.19781 ± 0.02608	26.79 ± 0.08	97.93	2.44	0.246 ± 0.006
13D04889	3.6 %	0.0485011	1.808	93.9713	1.071	0.648372	5.917	55.7989	0.094	517.802	0.052	9.16207 ± 0.02202	26.69 ± 0.06	98.62	3.11	0.255 ± 0.005
13D04890	3.9 %	0.0474325	1.751	98.0217	1.016	0.746425	5.359	59.9530	0.089	554.260	0.048	9.14609 ± 0.02052	26.64 ± 0.06	98.82	3.34	0.263 ± 0.005
13D04891	4.2 %	0.0532996	1.688	96.8086	1.008	0.751812	5.251	59.7683	0.089	554.734	0.048	9.15157 ± 0.02085	26.66 ± 0.06	98.49	3.33	0.265 ± 0.005
13D04893	4.5 %	0.0464767	2.004	110.2038	0.903	0.865740	4.664	69.2726	0.086	635.696	0.042	9.10965 ± 0.01930	26.54 ± 0.06	99.16	3.86	0.270 ± 0.005
13D04894	4.9 %	0.0590232	1.593	141.5788	0.778	1.157929	3.609	90.9100	0.079	833.908	0.032	9.10940 ± 0.01678	26.54 ± 0.05	99.20	5.07	0.276 ± 0.004
13D04895	5.3 %	✓ 0.0636166	1.501	157.9461	0.717	1.313020	2.838	104.1899	0.074	952.331	0.029	9.08472 ± 0.01559	26.47 ± 0.05	99.29	5.81	0.283 ± 0.004
13D04897	5.7 %	✓ 0.0726369	1.383	189.2404	0.654	1.570406	2.455	128.7996	0.070	1176.293	0.023	9.08692 ± 0.01430	26.47 ± 0.04	99.40	7.18	0.292 ± 0.004
13D04898	6.1 %	✓ 0.1025609	1.082	186.9115	0.661	1.611934	2.587	133.3265	0.072	1224.306	0.022	9.07054 ± 0.01456	26.43 ± 0.04	98.68	7.44	0.306 ± 0.004
13D04899	6.5 %	✓ 0.0569203	1.551	147.1291	0.755	1.316659	3.033	109.1031	0.074	994.883	0.027	9.07514 ± 0.01516	26.44 ± 0.04	99.43	6.09	0.319 ± 0.005
13D04901	6.9 %	✓ 0.0646350	1.457	168.8788	0.719	1.535651	2.529	124.4044	0.071	1131.995	0.024	9.05711 ± 0.01435	26.39 ± 0.04	99.44	6.94	0.316 ± 0.005
13D04902	7.3 %	✓ 0.0547429	1.617	136.0827	0.776	1.216673	3.407	98.8049	0.076	900.392	0.030	9.06211 ± 0.01578	26.40 ± 0.05	99.35	5.51	0.312 ± 0.005
13D04903	7.7 %	0.0467971	1.887	120.5237	0.837	1.108304	3.560	86.3298	0.077	784.308	0.034	9.03945 ± 0.01657	26.34 ± 0.05	99.40	4.82	0.308 ± 0.005
13D04905	8.2 %	0.0506310	1.696	127.4598	0.833	1.027678	4.050	83.5928	0.078	759.385	0.035	9.03084 ± 0.01676	26.31 ± 0.05	99.31	4.66	0.282 ± 0.005
13D04906	8.8 %	0.0530349	1.751	129.0962	0.814	0.929369	4.267	75.5863	0.081	687.050	0.039	9.02328 ± 0.01789	26.29 ± 0.05	99.16	4.22	0.251 ± 0.004
13D04907	9.6 %	0.0608606	1.530	140.7705	0.753	0.996633	4.015	71.7821	0.084	651.775	0.041	8.99191 ± 0.01864	26.20 ± 0.05	98.90	4.00	0.219 ± 0.003
13D04909	10.6 %	0.0762941	1.248	151.5836	0.750	0.888044	4.446	66.4239	0.089	603.818	0.044	8.94058 ± 0.01991	26.05 ± 0.06	98.20	3.70	0.188 ± 0.003
13D04910	12.0 %	0.0821249	1.266	189.7397	0.664	0.897743	4.562	64.5109	0.086	578.596	0.046	8.83809 ± 0.02002	25.75 ± 0.06	98.35	3.60	0.146 ± 0.002
13D04911	13.8 %	0.1115511	0.961	256.5199	0.590	0.874566	4.553	60.3607	0.092	539.506	0.050	8.74781 ± 0.02164	25.49 ± 0.06	97.59	3.36	0.101 ± 0.001
13D04913	16.0 %	0.1280985	0.891	302.1880	0.544	0.810097	4.944	53.6029	0.094	477.777	0.056	8.68015 ± 0.02357	25.30 ± 0.07	97.01	2.98	0.076 ± 0.001
Σ		2.0807738	0.246	3311.1508	0.169	22.743983	0.900	1793.1082	0.018	16638.363	0.008					

Information on Analysis and Constants Used in Calculations

Project = **MV1203 (13-INT-04)**
Sample = **MV1203-D38-02B**
Material = **Groundmass**
Location = **Hector Guyot**
Region = **Walvis Ridge**
Analyst = **Susan Schnur**
Irradiation = **13-OSU-05**
Position = X: | Y: | Z/H: **51.02 mm**
FCT-NM Age = **28.201 ± 0.023 Ma**
FCT-NM Reference = **Kuiper et al (2008)**
FCT-NM 40Ar/39Ar Ratio = **9.68470 ± 0.01152**
FCT-NM J-value = **0.00162291 ± 0.00000193**
Air Shot 40Ar/36Ar = **302.8040 ± 0.2816**
Air Shot MDF = **0.99396190 ± 0.00062193 (LIN)**
Experiment Type = **Incremental Heating**
Extraction Method = **Bulk Laser Heating**
Heating = **77 sec**
Isolation = **5.52 min**
Instrument = **ARGUS-VI-D**
Preferred Age = **Plateau Age**
Age Classification = **Eruption Age**
IGSN = **IESS10022**
Rock Class = **Igneous>Volcanic>Mafic**
Lithology = **Basalt**
Lat-Lon = **37°47.2'S - 8°52.3'W**

Age Equations = **Min et al. (2000)**
Negative Intensities = **Allowed**
Collector Calibrations = **40Ar 36Ar**
Decay 40K = **5.530 ± 0.048 E-10 1/a**
Decay 39Ar = **2.940 ± 0.016 E-07 1/h**
Decay 37Ar = **8.230 ± 0.012 E-04 1/h**
Decay 36Cl = **2.257 ± 0.015 E-06 1/a**
Decay 40K(EC,β⁺) = **0.580 ± 0.009 E-10 1/a**
Decay 40K(β⁻) = **4.950 ± 0.043 E-10 1/a**
Atmospheric 40/36(a) = **295.50**
Atmospheric 38/36(a) = **0.1869**
Production 39/37(ca) = **0.0006756 ± 0.0000089**
Production 38/37(ca) = **0.0000718 ± 0.0000092**
Production 36/37(ca) = **0.0002663 ± 0.0000004**
Production 40/39(k) = **0.003823 ± 0.000102**
Production 38/39(k) = **0.012031 ± 0.000019**
Production 36/38(cl) = **262.80 ± 1.71**
Scaling Ratio K/Ca = **0.430**
Abundance Ratio 40K/K = **1.1700 ± 0.0100 E-04**
Atomic Weight K = **39.0983 ± 0.0001 g**

Results	40(a)/36(a) ± 2σ	40(r)/39(k) ± 2σ	Age ± 2σ (Ma)	MSWD	39Ar(k) (%n)	K/Ca ± 2σ
Age Plateau		9.07274 ± 0.00984	26.43 ± 0.07	2.61	38.97	0.303 ± 0.012
Error Mean		± 0.11%	± 0.26%	2%	6	
			Full External Error ± 0.60	2.26	2σ Confidence Limit	
			Analytical Error ± 0.03	1.6154	Error Magnification	
Total Fusion Age		9.08903 ± 0.00397	26.48 ± 0.06		26	0.233 ± 0.001
		± 0.04%	± 0.24%			
			Full External Error ± 0.60			
			Analytical Error ± 0.01			
Normal Isochron	319.40 ± 130.32	9.06626 ± 0.03023	26.41 ± 0.11	3.27	38.97	
Error Chron	± 40.80%	± 0.33%	± 0.41%	1%	6	
			Full External Error ± 0.60	2.41	2σ Confidence Limit	
			Analytical Error ± 0.09	1.8087	Error Magnification	
				1	Number of Iterations	
				0.0000014222	Convergence	
Inverse Isochron	300.59 ± 121.27	9.07168 ± 0.02997	26.43 ± 0.11	3.26	38.97	
Error Chron	± 40.34%	± 0.33%	± 0.40%	1%	6	
			Full External Error ± 0.60	2.41	2σ Confidence Limit	
			Analytical Error ± 0.09	1.8046	Error Magnification	
				3	Number of Iterations	
				0.0003144306	Convergence	
				1%	Spreading Factor	
Notes						
						Slanting downwards but age probably acceptable.

Incremental Heating		36Ar(a) [fA]	37Ar(ca) [fA]	38Ar(cl) [fA]	39Ar(k) [fA]	40Ar(r) [fA]	Age ± 2σ (Ma)	40Ar(r) (%)	39Ar(k) (%)	K/Ca ± 2σ
13D04879	1.8 %	0.4380032	42.2948	0.0855623	20.0000	224.369	32.63 ± 0.23	63.40	1.12	0.203 ± 0.009
13D04881	2.0 %	0.0800752	35.4072	0.0129412	17.3668	170.552	28.59 ± 0.18	87.79	0.97	0.211 ± 0.010
13D04882	2.2 %	0.0501618	35.1423	0.0000000	18.2981	173.312	27.59 ± 0.17	92.09	1.02	0.224 ± 0.012
13D04883	2.4 %	0.0436167	42.1236	0.0000000	22.3490	209.527	27.31 ± 0.14	94.17	1.25	0.228 ± 0.010
13D04885	2.7 %	0.0333881	61.3982	0.0000000	33.2579	308.868	27.05 ± 0.09	96.87	1.86	0.233 ± 0.007
13D04886	3.0 %	0.0304673	73.5057	0.0000000	41.2840	381.442	26.91 ± 0.08	97.65	2.31	0.242 ± 0.006
13D04887	3.3 %	0.0282015	76.6247	0.0000000	43.7842	402.719	26.79 ± 0.08	97.93	2.44	0.246 ± 0.006
13D04889	3.6 %	0.0234766	93.9713	0.0000000	55.7354	510.651	26.69 ± 0.06	98.62	3.11	0.255 ± 0.005
13D04890	3.9 %	0.0213257	98.0217	0.0149035	59.8868	547.730	26.64 ± 0.06	98.82	3.34	0.263 ± 0.005
13D04891	4.2 %	0.0275143	96.8086	0.0214336	59.7029	546.375	26.66 ± 0.06	98.49	3.33	0.265 ± 0.005
13D04893	4.5 %	0.0171241	110.2038	0.0221036	69.1982	630.371	26.54 ± 0.06	99.16	3.86	0.270 ± 0.005
13D04894	4.9 %	0.0213084	141.5788	0.0511939	90.8143	827.264	26.54 ± 0.05	99.20	5.07	0.276 ± 0.004
13D04895	5.3 %	✓ 0.0215446	157.9461	0.0454284	104.0832	945.566	26.47 ± 0.05	99.29	5.81	0.283 ± 0.004
13D04897	5.7 %	✓ 0.0222411	189.2404	0.0046127	128.6717	1169.229	26.47 ± 0.04	99.40	7.18	0.292 ± 0.004
13D04898	6.1 %	✓ 0.0527864	186.9115	0.0000000	133.2003	1208.199	26.43 ± 0.04	98.68	7.44	0.306 ± 0.004
13D04899	6.5 %	✓ 0.0177398	147.1291	0.0000000	109.0037	989.225	26.44 ± 0.04	99.43	6.09	0.319 ± 0.005
13D04901	6.9 %	✓ 0.0196567	168.8788	0.0245142	124.2903	1125.711	26.39 ± 0.04	99.44	6.94	0.316 ± 0.005
13D04902	7.3 %	✓ 0.0185002	136.0827	0.0158289	98.7129	894.548	26.40 ± 0.05	99.35	5.51	0.312 ± 0.005
13D04903	7.7 %	0.0146873	120.5237	0.0592510	86.2484	779.639	26.34 ± 0.05	99.40	4.82	0.308 ± 0.005
13D04905	8.2 %	0.0166859	127.4598	0.0107388	83.5067	754.135	26.31 ± 0.05	99.31	4.66	0.282 ± 0.005
13D04906	8.8 %	0.0186546	129.0962	0.0082842	75.4990	681.249	26.29 ± 0.05	99.16	4.22	0.251 ± 0.004
13D04907	9.6 %	0.0233445	140.7705	0.1196964	71.6870	644.603	26.20 ± 0.05	98.90	4.00	0.219 ± 0.003
13D04909	10.6 %	0.0359098	151.5836	0.0725340	66.3215	592.953	26.05 ± 0.06	98.20	3.70	0.188 ± 0.003
13D04910	12.0 %	0.0315721	189.7397	0.1036303	64.3827	569.020	25.75 ± 0.06	98.35	3.60	0.146 ± 0.002
13D04911	13.8 %	0.0432098	256.5199	0.1239578	60.1874	526.508	25.49 ± 0.06	97.59	3.36	0.101 ± 0.001
13D04913	16.0 %	0.0475927	302.1880	0.1370647	53.3987	463.509	25.30 ± 0.07	97.01	2.98	0.076 ± 0.001
Σ		1.1987884	3311.1508	0.9336795	1790.8712	16277.274				

Information on Analysis

Project = MV1203 (13-INT-04)
 Sample = MV1203-D38-02B
 Material = Groundmass
 Location = Hector Guyot
 Region = Walvis Ridge
 Analyst = Susan Schnur
 Irradiation = 13-OSU-05
 J = 0.00162291 ± 0.00000193
 FCT-NM = 28.201 ± 0.023 Ma

Results	40(r)/39(k) ± 2σ	Age ± 2σ (Ma)	MSWD	39Ar(k) (%,n)	K/Ca ± 2σ
Age Plateau	9.07274 ± 0.00984	26.43 ± 0.07	2.61	38.97	0.303 ± 0.012
Error Mean	± 0.11%	± 0.26%	2%	6	
		Full External Error ± 0.60	2.26	2σ Confidence Limit	
		Analytical Error ± 0.03	1.6154	Error Magnification	
Total Fusion Age	9.08903 ± 0.00397	26.48 ± 0.06		26	0.233 ± 0.001
	± 0.04%	± 0.24%			
		Full External Error ± 0.60			
		Analytical Error ± 0.01			

Normal Isochron		39(k)/36(a) ± 2σ	40(a+r)/36(a) ± 2σ	r.i.
13D04879	1.8 %	45.66 ± 0.45	807.75 ± 7.52	0.9105
13D04881	2.0 %	216.88 ± 5.58	2425.39 ± 61.83	0.9788
13D04882	2.2 %	364.78 ± 14.63	3750.57 ± 150.01	0.9924
13D04883	2.4 %	512.39 ± 21.73	5099.33 ± 215.91	0.9950
13D04885	2.7 %	996.10 ± 53.00	9546.34 ± 507.55	0.9983
13D04886	3.0 %	1355.03 ± 80.28	12815.22 ± 758.92	0.9991
13D04887	3.3 %	1552.55 ± 97.02	14575.56 ± 910.52	0.9992
13D04889	3.6 %	2374.08 ± 185.71	22047.01 ± 1724.23	0.9996
13D04890	3.9 %	2808.20 ± 229.93	25979.53 ± 2126.80	0.9997
13D04891	4.2 %	2169.89 ± 147.89	20153.36 ± 1373.19	0.9996
13D04893	4.5 %	4040.99 ± 457.59	37107.45 ± 4201.55	0.9999
13D04894	4.9 %	4261.89 ± 394.67	39118.80 ± 3622.11	0.9998
13D04895	5.3 % ✓	4831.06 ± 449.99	44184.32 ± 4115.14	0.9999
13D04897	5.7 % ✓	5785.31 ± 551.48	52866.12 ± 5038.96	0.9999
13D04898	6.1 % ✓	2523.38 ± 110.93	23183.96 ± 1018.73	0.9994
13D04899	6.5 % ✓	6144.59 ± 646.27	56058.54 ± 5895.53	0.9999
13D04901	6.9 % ✓	6323.06 ± 642.02	57564.16 ± 5844.37	0.9999
13D04902	7.3 % ✓	5335.78 ± 536.75	48648.92 ± 4893.37	0.9999
13D04903	7.7 %	5872.33 ± 739.23	53378.16 ± 6719.07	0.9999
13D04905	8.2 %	5004.63 ± 543.43	45491.50 ± 4939.31	0.9999
13D04906	8.8 %	4047.20 ± 421.46	36814.55 ± 3833.38	0.9999
13D04907	9.6 %	3070.83 ± 256.50	27908.15 ± 2330.73	0.9998
13D04909	10.6 %	1846.89 ± 103.00	16807.78 ± 936.98	0.9994
13D04910	12.0 %	2039.23 ± 141.49	18318.36 ± 1270.75	0.9996
13D04911	13.8 %	1392.91 ± 74.19	12480.40 ± 664.47	0.9992
13D04913	16.0 %	1121.99 ± 57.96	10034.58 ± 518.11	0.9991

Results	40(a)/36(a) ± 2σ	40(r)/39(k) ± 2σ	Age ± 2σ (Ma)	MSWD
Normal Isochron	319.40 ± 130.32	9.06626 ± 0.03023	26.41 ± 0.11	3.27
Error Chron	± 40.80%	± 0.33%	± 0.41%	1%
			Full External Error ± 0.60	
			Analytical Error ± 0.09	
Statistics	2σ Confidence Limit	2.41	Convergence	0.000001422229
	Error Magnification	1.8087	Number of Iterations	1
	Number of Data Points	6	Calculated Line	Weighted York-2

Inverse Isochron		39(k)/40(a+r) ± 2σ	36(a)/40(a+r) ± 2σ	r.i.
13D04879	1.8 %	0.0565294 ± 0.0002332	0.00123800 ± 0.00001153	0.0590
13D04881	2.0 %	0.0894212 ± 0.0004721	0.00041230 ± 0.00001051	0.0550
13D04882	2.2 %	0.0972602 ± 0.0004792	0.00026663 ± 0.00001066	0.0400
13D04883	2.4 %	0.1004826 ± 0.0004245	0.00019610 ± 0.00000830	0.0316
13D04885	2.7 %	0.1043435 ± 0.0003206	0.00010475 ± 0.00000557	0.0170
13D04886	3.0 %	0.1057357 ± 0.0002706	0.00007803 ± 0.00000462	0.0123
13D04887	3.3 %	0.1065174 ± 0.0002673	0.00006861 ± 0.00000429	0.0107
13D04889	3.6 %	0.1076828 ± 0.0002315	0.00004536 ± 0.00000355	0.0064
13D04890	3.9 %	0.1080927 ± 0.0002195	0.00003849 ± 0.00000315	0.0055
13D04891	4.2 %	0.1076687 ± 0.0002189	0.00004962 ± 0.00000338	0.0068
13D04893	4.5 %	0.1088996 ± 0.0002081	0.00002695 ± 0.00000305	0.0033
13D04894	4.9 %	0.1089474 ± 0.0001853	0.00002556 ± 0.00000237	0.0027
13D04895	5.3 % ✓	0.1093388 ± 0.0001745	0.00002263 ± 0.00000211	0.0022
13D04897	5.7 % ✓	0.1094332 ± 0.0001618	0.00001892 ± 0.00000180	0.0015
13D04898	6.1 % ✓	0.1088418 ± 0.0001632	0.00004313 ± 0.00000190	0.0030
13D04899	6.5 % ✓	0.1096102 ± 0.0001724	0.00001784 ± 0.00000188	0.0018
13D04901	6.9 % ✓	0.1098437 ± 0.0001641	0.00001737 ± 0.00000176	0.0015
13D04902	7.3 % ✓	0.1096792 ± 0.0001785	0.00002056 ± 0.00000207	0.0022
13D04903	7.7 %	0.1100137 ± 0.0001862	0.00001873 ± 0.00000236	0.0022
13D04905	8.2 %	0.1100124 ± 0.0001884	0.00002198 ± 0.00000239	0.0027
13D04906	8.8 %	0.1099349 ± 0.0001969	0.00002716 ± 0.00000283	0.0033
13D04907	9.6 %	0.1100335 ± 0.0002054	0.00003583 ± 0.00000299	0.0043
13D04909	10.6 %	0.1098832 ± 0.0002180	0.00005950 ± 0.00000332	0.0071
13D04910	12.0 %	0.1113214 ± 0.0002173	0.00005459 ± 0.00000379	0.0064
13D04911	13.8 %	0.1116077 ± 0.0002342	0.00008013 ± 0.00000427	0.0089
13D04913	16.0 %	0.1118128 ± 0.0002461	0.00009966 ± 0.00000515	0.0110

Results	40(a)/36(a) ± 2σ	40(r)/39(k) ± 2σ	Age ± 2σ (Ma)	MSWD
Inverse Isochron	300.59 ± 121.27	9.07168 ± 0.02997	26.43 ± 0.11	3.26
Error Chron	± 40.34%	± 0.33%	± 0.40%	1%
			Full External Error ± 0.60	
			Analytical Error ± 0.09	
Statistics	2σ Confidence Limit	2.41	Convergence	0.0003144306
	Error Magnification	1.8046	Number of Iterations	3
	Number of Data Points	6	Calculated Line	Weighted York-2
	Spreading Factor	0.9%		

Degassing Patterns		36Ar(a) [fA]	%1σ	36Ar(c) [fA]	%1σ	36Ar(ca) [fA]	%1σ	36Ar(cl) [fA]	%1σ	37Ar(ca) [fA]	%1σ	38Ar(a) [fA]	%1σ	38Ar(c) [fA]	%1σ	38Ar(k) [fA]	%1σ	38Ar(ca) [fA]	%1σ	38Ar(cl) [fA]	%1σ	39Ar(k) [fA]	%1σ	39Ar(ca) [fA]	%1σ	40Ar(r) [fA]	%1σ	40Ar(a) [fA]	%1σ	40Ar(c) [fA]	%1σ	40Ar(k) [fA]	%1σ
13D04879	1.8 %	0.4380032	0.46	0.0000000	0.00	0.0112631	2.23	0.0000207	46.50	42.2948	2.22	0.0818628	0.46	0.0000000	0.00	0.240621	0.25	0.0030368	13.01	0.0855623	46.51	20.0000	0.19	0.0285744	2.58	224.369	0.29	129.42996	0.46	0.0000000	0.00	0.0764602	2.67
13D04881	2.0 %	0.0800752	1.27	0.0000000	0.00	0.0094289	2.41	0.0000031	321.73	35.4072	2.41	0.0149661	1.27	0.0000000	0.00	0.208940	0.28	0.0025422	13.04	0.0129412	321.73	17.3668	0.23	0.0239211	2.75	170.552	0.23	23.66223	1.27	0.0000000	0.00	0.0663934	2.67
13D04882	2.2 %	0.0501618	1.99	0.0000000	0.00	0.0093584	2.59	0.0000000	0.00	35.1423	2.58	0.0093752	1.99	0.0000000	0.00	0.220144	0.26	0.0025232	13.08	0.0000000	0.00	18.2981	0.20	0.0237421	2.90	173.312	0.23	14.82281	1.99	0.0000000	0.00	0.0699536	2.67
13D04883	2.4 %	0.0436167	2.11	0.0000000	0.00	0.0112175	2.13	0.0000000	0.00	42.1236	2.13	0.0081520	2.11	0.0000000	0.00	0.268880	0.24	0.0030245	13.00	0.0000000	0.00	22.3490	0.17	0.0284587	2.51	209.527	0.18	12.88874	2.11	0.0000000	0.00	0.0854401	2.67
13D04885	2.7 %	0.0333881	2.66	0.0000000	0.00	0.0163504	1.49	0.0000000	0.00	61.3982	1.48	0.0062402	2.66	0.0000000	0.00	0.400126	0.21	0.0044084	12.91	0.0000000	0.00	33.2579	0.13	0.0414807	1.98	308.868	0.12	9.86620	2.66	0.0000000	0.00	0.1271449	2.66
13D04886	3.0 %	0.0304673	2.96	0.0000000	0.00	0.0195746	1.31	0.0000000	0.00	73.5057	1.30	0.0056943	2.96	0.0000000	0.00	0.496688	0.19	0.0052777	12.89	0.0000000	0.00	41.2840	0.11	0.0496604	1.85	381.442	0.10	9.00309	2.96	0.0000000	0.00	0.1578288	2.66
13D04887	3.3 %	0.0282015	3.12	0.0000000	0.00	0.0204051	1.21	0.0000000	0.00	76.6247	1.20	0.0052709	3.12	0.0000000	0.00	0.526768	0.19	0.0055017	12.88	0.0000000	0.00	43.7842	0.11	0.0517676	1.78	402.719	0.09	8.33354	3.12	0.0000000	0.00	0.1673872	2.66
13D04889	3.6 %	0.0234766	3.91	0.0000000	0.00	0.0250245	1.08	0.0000000	0.00	93.9713	1.07	0.0043878	3.91	0.0000000	0.00	0.670552	0.19	0.0067471	12.86	0.0000000	0.00	55.7354	0.09	0.0634870	1.70	510.651	0.07	6.93733	3.91	0.0000000	0.00	0.2130764	2.66
13D04890	3.9 %	0.0213257	4.09	0.0000000	0.00	0.0261032	1.03	0.0000036	268.65	98.0217	1.02	0.0039858	4.09	0.0000000	0.00	0.720498	0.18	0.0070380	12.86	0.0149035	268.66	59.8868	0.09	0.0662234	1.67	547.730	0.07	6.30174	4.09	0.0000000	0.00	0.2289472	2.66
13D04891	4.2 %	0.0275143	3.41	0.0000000	0.00	0.0257801	1.02	0.0000052	184.34	96.8086	1.01	0.0051424	3.41	0.0000000	0.00	0.718285	0.18	0.0069509	12.86	0.0214336	184.34	59.7029	0.09	0.0654039	1.66	546.375	0.07	8.13047	3.41	0.0000000	0.00	0.2282441	2.66
13D04893	4.5 %	0.0171241	5.66	0.0000000	0.00	0.0293473	0.91	0.0000053	182.88	110.2038	0.90	0.0032005	5.66	0.0000000	0.00	0.832523	0.18	0.0079126	12.85	0.0221036	182.89	69.1982	0.09	0.0744537	1.60	630.371	0.06	5.06017	5.66	0.0000000	0.00	0.2645446	2.66
13D04894	4.9 %	0.0213084	4.63	0.0000000	0.00	0.0377024	0.79	0.0000124	81.78	141.5788	0.78	0.0039825	4.63	0.0000000	0.00	1.092587	0.18	0.0101654	12.84	0.0511939	81.78	90.8143	0.08	0.0956506	1.53	827.264	0.05	6.29664	4.63	0.0000000	0.00	0.3471831	2.66
13D04895	5.3 %	✓ 0.0215446	4.66	0.0000000	0.00	0.0420610	0.73	0.0000110	82.24	157.9461	0.72	0.0040267	4.66	0.0000000	0.00	1.252225	0.18	0.0113405	12.84	0.0454284	82.25	104.0832	0.07	0.1067084	1.50	945.566	0.04	6.36642	4.66	0.0000000	0.00	0.3979100	2.66
13D04897	5.7 %	✓ 0.0222411	4.77	0.0000000	0.00	0.0503947	0.67	0.0000011	838.74	189.2404	0.65	0.0041569	4.77	0.0000000	0.00	1.548049	0.17	0.0135875	12.84	0.0046127	838.74	128.6717	0.07	0.1278508	1.47	1169.229	0.04	6.57225	4.77	0.0000000	0.00	0.4919120	2.66
13D04898	6.1 %	✓ 0.0527864	2.20	0.0000000	0.00	0.0497745	0.68	0.0000000	0.00	186.9115	0.66	0.0098658	2.20	0.0000000	0.00	1.602532	0.18	0.0134202	12.84	0.0000000	0.00	133.2003	0.07	0.1262774	1.48	1208.199	0.04	15.59837	2.20	0.0000000	0.00	0.5092246	2.66
13D04899	6.5 %	✓ 0.0177398	5.26	0.0000000	0.00	0.0391805	0.77	0.0000000	0.00	147.1291	0.75	0.0033156	5.26	0.0000000	0.00	1.311424	0.18	0.0105639	12.84	0.0000000	0.00	109.0037	0.07	0.0994005	1.52	989.225	0.04	5.24211	5.26	0.0000000	0.00	0.4167213	2.66
13D04901	6.9 %	✓ 0.0196567	5.08	0.0000000	0.00	0.0449724	0.73	0.0000059	158.93	168.8788	0.72	0.0036738	5.08	0.0000000	0.00	1.495337	0.17	0.0121255	12.84	0.0245142	158.93	124.2903	0.07	0.1140945	1.50	1125.711	0.04	5.80855	5.08	0.0000000	0.00	0.4751620	2.66
13D04902	7.3 %	✓ 0.0185002	5.03	0.0000000	0.00	0.0362388	0.79	0.0000038	262.32	136.0827	0.78	0.0034577	5.03	0.0000000	0.00	1.187615	0.18	0.0097707	12.84	0.0158289	262.32	98.7129	0.08	0.0919375	1.53	894.548	0.04	5.46681	5.03	0.0000000	0.00	0.3773795	2.66
13D04903	7.7 %	0.0146873	6.29	0.0000000	0.00	0.0320955	0.85	0.0000143	66.71	120.5237	0.84	0.0027450	6.29	0.0000000	0.00	1.037655	0.18	0.0086536	12.85	0.0592510	66.71	86.2484	0.08	0.0814258	1.56	779.639	0.05	4.34008	6.29	0.0000000	0.00	0.3297277	2.66
13D04905	8.2 %	0.0166859	5.43	0.0000000	0.00	0.0339425	0.85	0.0000026	388.07	127.4598	0.83	0.0031186	5.43	0.0000000	0.00	1.004669	0.18	0.0091516	12.85	0.0107388	388.07	83.5067	0.08	0.0861118	1.56	754.135	0.05	4.93068	5.43	0.0000000	0.00	0.3192460	2.66
13D04906	8.8 %	0.0186546	5.21	0.0000000	0.00	0.0343783	0.83	0.0000020	479.38	129.0962	0.81	0.0034865	5.21	0.0000000	0.00	0.908329	0.18	0.0092691	12.85	0.0082842	479.38	75.4990	0.08	0.0872174	1.55	681.249	0.06	5.51244	5.21	0.0000000	0.00	0.2886328	2.66
13D04907	9.6 %	0.0233445	4.18	0.0000000	0.00	0.0374872	0.77	0.0000290	33.49	140.7705	0.75	0.0043631	4.18	0.0000000	0.00	0.862466	0.18	0.0101073	12.84	0.1196964	33.50	71.6870	0.08	0.0951046	1.52	644.603	0.06	6.89829	4.18	0.0000000	0.00	0.2740593	2.66
13D04909	10.6 %	0.0359098	2.79	0.0000000	0.00	0.0403667	0.77	0.0000176	54.52	151.5836	0.75	0.0067115	2.79	0.0000000	0.00	0.797914	0.18	0.0108837	12.84	0.0725340	54.52	66.3215	0.09	0.1024099	1.52	592.953	0.07	10.61135	2.79	0.0000000	0.00	0.2535472	2.66
13D04910	12.0 %	0.0315721	3.47	0.0000000	0.00	0.0505277	0.68	0.0000251	39.60	189.7397	0.66	0.0059008	3.47	0.0000000	0.00	0.774588	0.18	0.0136233	12.84	0.1036303	39.61	64.3827	0.09	0.1281881	1.48	569.020	0.07	9.32956	3.47	0.0000000	0.00	0.2461350	2.66
13D04911	13.8 %	0.0432098	2.66	0.0000000	0.00	0.0683113	0.61	0.0000300	32.21	256.5199	0.59	0.0080759	2.66	0.0000000	0.00	0.724114	0.18	0.0184181	12.83	0.1239578	32.22	60.1874	0.09	0.1733049	1.45	526.508	0.08	12.76851	2.66	0.0000000	0.00	0.2300963	2.66
13D04913	16.0 %	0.0475927	2.58	0.0000000	0.00	0.0804727	0.56	0.0000332	29.32	302.1880	0.54	0.0088951	2.58	0.0000000	0.00	0.642440	0.19	0.0216971	12.83	0.1370647	29.33	53.3987	0.09	0.2041582	1.43	463.509	0.10	14.06364	2.58	0.0000000	0.00	0.2041432	2.66
Σ		1.1987884	0.45	0.0000000	0.00	0.8817595	0.17	0.0002259	18.22	3311.1508	0.17	0.2240536	0.45	0.0000000	0.00	21.545971	0.04	0.2377406	2.82	0.9336795	18.22	1790.8712	0.02	2.2370135	0.34	16277.274	0.01	354.24198	0.45	0.0000000	0.00	6.8465005	0.58
Σ								2.0807738	0.27	3311.1508	0.17									22.941445	0.74			1793.1082	0.02							16638.363	0.02

Additional Parameters		40Ar/39Ar	1σ	37Ar/39Ar	1σ	36Ar/39Ar	1σ	Time (days)	37Ar (decay)	39Ar (decay)	40Ar (moles)
13D04879	1.8 %	17.668495	0.036396	2.111719	0.047054	0.022432	0.000109	148.792	18.942366	1.00105131	1.699E-11
13D04881	2.0 %	11.171467	0.029454	2.035977	0.049255	0.005147	0.000058	148.809	18.948862	1.00105143	9.325E-12
13D04882	2.2 %	10.272188	0.025276	1.918057	0.049708	0.003249	0.000053	148.817	18.951982	1.00105149	9.034E-12
13D04883	2.4 %	9.943130	0.020979	1.882414	0.040223	0.002450	0.000040	148.826	18.955361	1.00105155	1.068E-11
13D04885	2.7 %	9.575608	0.014693	1.843826	0.027406	0.001494	0.000026	148.844	18.961863	1.00105168	1.531E-11
13D04886	3.0 %	9.449998	0.012079	1.778348	0.023249	0.001211	0.000021	148.852	18.964984	1.00105173	1.875E-11
13D04887	3.3 %	9.380872	0.011757	1.747985	0.020997	0.001109	0.000019	148.860	18.968106	1.00105179	1.974E-11
13D04889	3.6 %	9.279788	0.009962	1.684107	0.018114	0.000869	0.000016	148.878	18.974612	1.00105192	2.485E-11
13D04890	3.9 %	9.244915	0.009378	1.634975	0.016680	0.000791	0.000014	148.887	18.977995	1.00105198	2.660E-11
13D04891	4.2 %	9.281406	0.009424	1.619732	0.016390	0.000892	0.000015	148.895	18.981119	1.00105204	2.663E-11
13D04893	4.5 %	9.176722	0.008757	1.590871	0.014423	0.000671	0.000013	148.912	18.987629	1.00105216	3.051E-11
13D04894	4.9 %	9.172899	0.007789	1.557352	0.012182	0.000649	0.000010	148.921	18.990755	1.00105222	4.003E-11
13D04895	5.3 %	✓ 9.140335	0.007284	1.515945	0.010927	0.000611	0.000009	148.930	18.994142	1.00105228	4.571E-11
13D04897	5.7 %	✓ 9.132742	0.006743	1.469263	0.009657	0.000564	0.000008	148.947	19.000656	1.00105241	5.646E-11
13D04898	6.1 %	✓ 9.182764	0.006878	1.401908	0.009321	0.000769	0.000008	148.956	19.003784	1.00105247	5.877E-11
13D04899	6.5 %	✓ 9.118743	0.007165	1.348533	0.010225	0.000522	0.000008	148.965	19.007173	1.00105253	4.775E-11
13D04901	6.9 %	✓ 9.099312	0.006789	1.357498	0.009809	0.000520	0.000008	148.981	19.013431	1.00105265	5.434E-11
13D04902	7.3 %	✓ 9.112831	0.007409	1.377288	0.010739	0.000554	0.000009	148.990	19.016822	1.00105271	4.322E-11
13D04903	7.7 %	9.085020	0.007681	1.396084	0.011735	0.000542	0.000010	148.999	19.019952	1.00105277	3.765E-11
13D04905	8.2 %	9.084341	0.007770	1.524770	0.012764	0.000606	0.000010	149.016	19.026476	1.00105289	3.645E-11
13D04906	8.8 %	9.089615	0.008131	1.707933	0.013969	0.000702	0.000012	149.024	19.029608	1.00105295	3.298E-11
13D04907	9.6 %	9.079918	0.008463	1.961082	0.014858	0.000848	0.000013	149.033	19.033001	1.00105302	3.129E-11
13D04909	10.6 %	9.090362	0.009004	2.282063	0.017244	0.001149	0.000014	149.051	19.039529	1.00105314	2.898E-11
13D04910	12.0 %	8.968964	0.008736	2.941205	0.019685	0.001273	0.000016	149.059	19.042663	1.00105320	2.777E-11
13D04911	13.8 %	8.938042	0.009349	4.249785	0.025379	0.001848	0.000018	149.068	19.046059	1.00105326	2.590E-11
13D04913	16.0 %	8.913267	0.009767	5.637535	0.031135	0.002390	0.000021	149.085	19.052330	1.00105338	2.293E-11

Procedure Blanks		36Ar ± 1σ (SE) [fA]	37Ar ± 1σ (SE) [fA]	38Ar ± 1σ (SE) [fA]	39Ar ± 1σ (SE) [fA]	40Ar ± 1σ (SE) [fA]
13D04879	1.8 %	0.0179226 ± 0.0005397	0.0328124 ± 0.0318561	0.0499413 ± 0.0279730	0.0419777 ± 0.0244330	5.3268039 ± 0.2616312
13D04881	2.0 %	0.0185185 ± 0.0005397	0.0493362 ± 0.0318561	0.0227968 ± 0.0279730	0.0759515 ± 0.0244330	5.7513447 ± 0.2616312
13D04882	2.2 %	0.0186975 ± 0.0005397	0.0539496 ± 0.0318561	0.0151879 ± 0.0279730	0.0855600 ± 0.0244330	5.8679613 ± 0.2616312
13D04883	2.4 %	0.0188248 ± 0.0005397	0.0569456 ± 0.0318561	0.0101475 ± 0.0279730	0.0919907 ± 0.0244330	5.9417215 ± 0.2616312
13D04885	2.7 %	0.0189068 ± 0.0005397	0.0579902 ± 0.0318561	0.0077952 ± 0.0279730	0.0951829 ± 0.0244330	5.9598691 ± 0.2616312
13D04886	3.0 %	0.0188840 ± 0.0005397	0.0567731 ± 0.0318561	0.0092354 ± 0.0279730	0.0934781 ± 0.0244330	5.9236817 ± 0.2616312
13D04887	3.3 %	0.0188291 ± 0.0005397	0.0547224 ± 0.0318561	0.0118474 ± 0.0279730	0.0902806 ± 0.0244330	5.8658834 ± 0.2616312
13D04889	3.6 %	0.0186359 ± 0.0005397	0.0485679 ± 0.0318561	0.0196661 ± 0.0279730	0.0805385 ± 0.0244330	5.6975164 ± 0.2616312
13D04890	3.9 %	0.0185054 ± 0.0005397	0.0447467 ± 0.0318561	0.0243380 ± 0.0279730	0.0746546 ± 0.0244330	5.5948274 ± 0.2616312
13D04891	4.2 %	0.0183734 ± 0.0005397	0.0410462 ± 0.0318561	0.0286720 ± 0.0279730	0.0691637 ± 0.0244330	5.4964628 ± 0.2616312
13D04893	4.5 %	0.0180810 ± 0.0005397	0.0333197 ± 0.0318561	0.0369080 ± 0.0279730	0.0586457 ± 0.0244330	5.2950735 ± 0.2616312
13D04894	4.9 %	0.0179400 ± 0.0005397	0.0298028 ± 0.0318561	0.0401577 ± 0.0279730	0.0544648 ± 0.0244330	5.2058782 ± 0.2616312
13D04895	5.3 %	0.0177917 ± 0.0005397	0.0262507 ± 0.0318561	0.0429830 ± 0.0279730	0.0508181 ± 0.0244330	5.1182286 ± 0.2616312
13D04897	5.7 %	0.0175320 ± 0.0005397	0.0204019 ± 0.0318561	0.0460716 ± 0.0279730	0.0468585 ± 0.0244330	4.9833374 ± 0.2616312
13D04898	6.1 %	0.0174240 ± 0.0005397	0.0181165 ± 0.0318561	0.0463957 ± 0.0279730	0.0465100 ± 0.0244330	4.9366951 ± 0.2616312
13D04899	6.5 %	0.0173218 ± 0.0005397	0.0160361 ± 0.0318561	0.0459147 ± 0.0279730	0.0472884 ± 0.0244330	4.9003386 ± 0.2616312
13D04901	6.9 %	0.0171790 ± 0.0005397	0.0132084 ± 0.0318561	0.0429900 ± 0.0279730	0.0517118 ± 0.0244330	4.8718405 ± 0.2616312
13D04902	7.3 %	0.0171284 ± 0.0005397	0.0121406 ± 0.0318561	0.0405235 ± 0.0279730	0.0555261 ± 0.0244330	4.8760790 ± 0.2616312
13D04903	7.7 %	0.0170987 ± 0.0005397	0.0113632 ± 0.0318561	0.0378865 ± 0.0279730	0.0597458 ± 0.0244330	4.8907754 ± 0.2616312
13D04905	8.2 %	0.0170886 ± 0.0005397	0.0100213 ± 0.0318561	0.0320867 ± 0.0279730	0.0698678 ± 0.0244330	4.9472369 ± 0.2616312
13D04906	8.8 %	0.0171072 ± 0.0005397	0.0092960 ± 0.0318561	0.0296158 ± 0.0279730	0.0748834 ± 0.0244330	4.9821845 ± 0.2616312
13D04907	9.6 %	0.0171429 ± 0.0005397	0.0082582 ± 0.0318561	0.0275723 ± 0.0279730	0.0800015 ± 0.0244330	5.0215797 ± 0.2616312
13D04909	10.6 %	0.0172493 ± 0.0005397	0.0048494 ± 0.0318561	0.0268911 ± 0.0279730	0.0874143 ± 0.0244330	5.0866879 ± 0.2616312
13D04910	12.0 %	0.0173136 ± 0.0005397	0.0021925 ± 0.0318561	0.0288184 ± 0.0279730	0.0890361 ± 0.0244330	5.1047891 ± 0.2616312
13D04911	13.8 %	0.0173889 ± 0.0005397	0.0017294 ± 0.0318561	0.0331567 ± 0.0279730	0.0887178 ± 0.0244330	5.1079747 ± 0.2616312
13D04913	16.0 %	0.0175306 ± 0.0005397	0.0127179 ± 0.0318561	0.0491176 ± 0.0279730	0.0804731 ± 0.0244330	5.0482122 ± 0.2616312

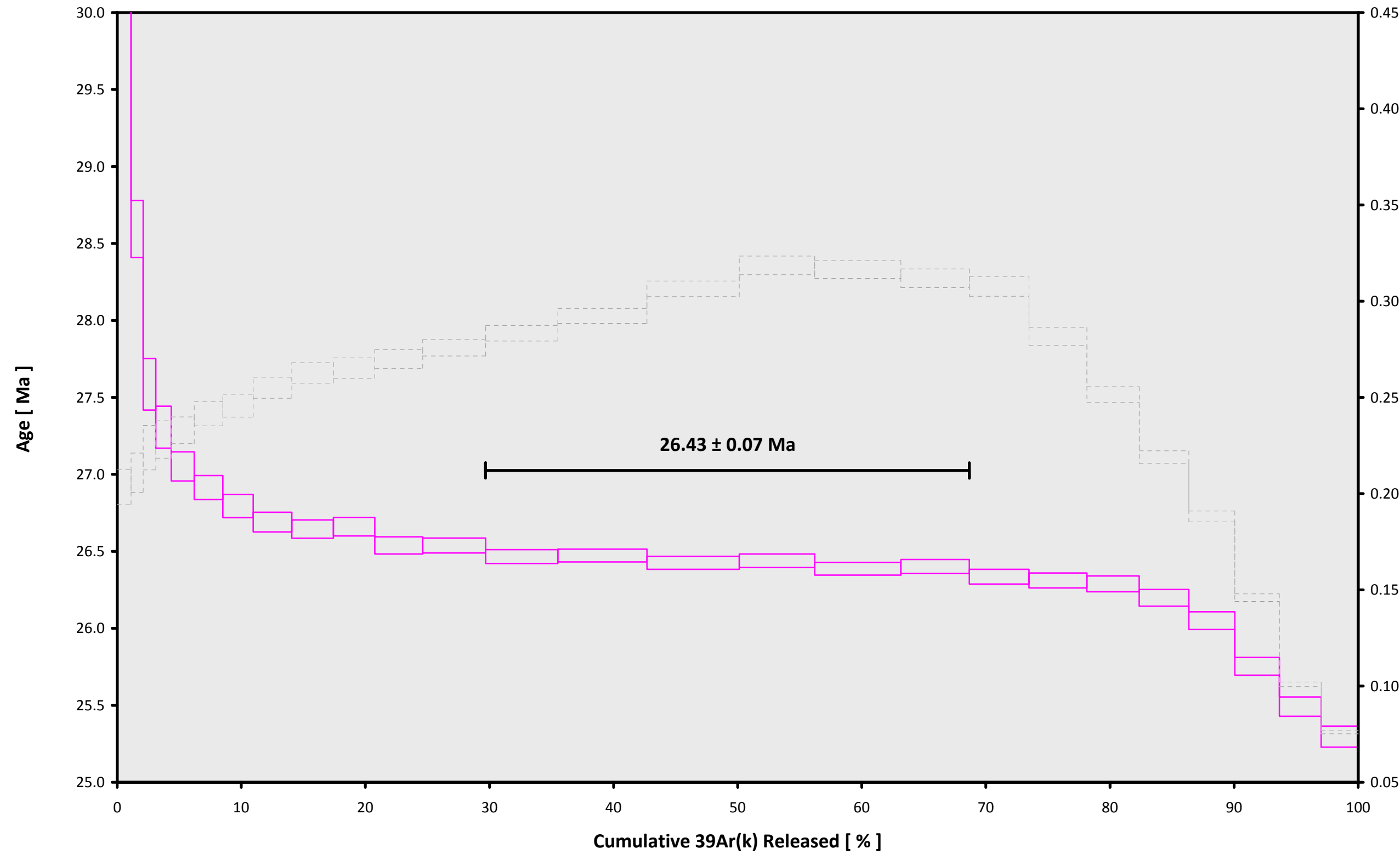
Intercept Values		36Ar ± 1σ (SE) [fA]	r2	Regression (type,n)	37Ar ± 1σ (SE) [fA]	r2	Regression (type,n)	38Ar ± 1σ (SE) [fA]	r2	Regression (type,n)	39Ar ± 1σ (SE) [fA]	r2	Regression (type,n)	40Ar ± 1σ (SE) [fA]	r2	Regression (type,n)
13D04879	1.8 %	0.4538578 ± 0.0014942	0.7651	EXP 150 of 150	2.225242 ± 0.035380	0.1363	EXP 150 of 150	0.3561777 ± 0.0275847	0.0153	EXP 150 of 150	19.928990 ± 0.026509	0.9610	EXP 149 of 150	359.96390 ± 0.05335	0.9994	EXP 150 of 150
13D04881	2.0 %	0.1053658 ± 0.0007620	0.0501	EXP 150 of 150	1.884104 ± 0.029438	0.1478	EXP 150 of 150	0.2137027 ± 0.0301442	0.0118	EXP 150 of 150	17.343754 ± 0.028423	0.9385	EXP 150 of 150	200.44975 ± 0.04095	0.9986	EXP 150 of 150
13D04882	2.2 %	0.0764488 ± 0.0007580	0.0199	EXP 150 of 150	1.874691 ± 0.033579	0.0685	EXP 150 of 150	0.2018958 ± 0.0263228	0.0049	EXP 150 of 150	18.277838 ± 0.025025	0.9604	EXP 150 of 150	194.47817 ± 0.03975	0.9986	EXP 150 of 150
13D04883	2.4 %	0.0720295 ± 0.0006607	0.0755	EXP 150 of 150	2.239002 ± 0.032299	0.1471	EXP 150 of 150	0.2586301 ± 0.0290724	0.0031	EXP 150 of 150	22.311197 ± 0.026650	0.9683	EXP 150 of 150	228.92220 ± 0.04291	0.9989	EXP 150 of 150
13D04885	2.7 %	0.0671672 ± 0.0006155	0.1994	EXP 150 of 150	3.237408 ± 0.031405	0.2649	EXP 150 of 150	0.3806916 ± 0.0309152	0.0066	EXP 150 of 150	33.159101 ± 0.028167	0.9839	EXP 150 of 150	325.50771 ± 0.04775	0.9994	EXP 150 of 150
13D04886	3.0 %	0.0674388 ± 0.0006302	0.1642	EXP 150 of 150	3.862531 ± 0.033693	0.2663	EXP 150 of 150	0.4499773 ± 0.0296274	0.0007	EXP 150 of 150	41.134897 ± 0.026762	0.9906	EXP 150 of 150	397.36738 ± 0.05176	0.9995	EXP 150 of 150
13D04887	3.3 %	0.0659913 ± 0.0006062	0.2428	EXP 150 of 150	4.021312 ± 0.030033	0.4018	EXP 150 of 150	0.4589957 ± 0.0273367	0.0000	EXP 150 of 150	43.616335 ± 0.029071	0.9904	EXP 150 of 150	417.97079 ± 0.05309	0.9996	EXP 150 of 150
13D04889	3.6 %	0.0656957 ± 0.0006470	0.3970	EXP 150 of 150	4.911463 ± 0.034586	0.3445	EXP 150 of 150	0.6208775 ± 0.0255580	0.0038	EXP 150 of 150	55.484863 ± 0.030214	0.9935	EXP 150 of 150	524.61351 ± 0.06616	0.9996	EXP 150 of 150
13D04890	3.9 %	0.0645283 ± 0.0005869	0.3003	EXP 150 of 150	5.116340 ± 0.033067	0.4355	EXP 150 of 150	0.7130747 ± 0.0279030	0.0496	EXP 149 of 150	59.603734 ± 0.029189	0.9947	EXP 150 of 150	561.04797 ± 0.05021	0.9998	EXP 150 of 150
13D04891	4.2 %	0.0700890 ± 0.0006733	0.2203	EXP 150 of 150	5.049052 ± 0.031599	0.4353	EXP 150 of 150	0.7140627 ± 0.0271592	0.0356	EXP 150 of 150	59.414818 ± 0.028917	0.9947	EXP 150 of 150	561.42383 ± 0.06242	0.9997	EXP 150 of 150
13D04893	4.5 %	0.0631765 ± 0.0007158	0.3805	EXP 150 of 150	5.732318 ± 0.030631	0.5316	EXP 150 of 150	0.8183790 ± 0.0284216	0.0625	EXP 150 of 150	68.841442 ± 0.032027	0.9953	EXP 150 of 150	642.35874 ± 0.06005	0.9998	EXP 150 of 150
13D04894	4.9 %	0.0752092 ± 0.0007207	0.4571	EXP 150 of 150	7.350097 ± 0.032993	0.6240	EXP 150 of 150	1.1037900 ± 0.0303349	0.1156	EXP 149 of 150	90.321579 ± 0.035373	0.9966	EXP 150 of 150	840.90821 ± 0.06590	0.9999	EXP 150 of 150
13D04895	5.3 %	0.0795178 ± 0.0007363	0.4630	EXP 149 of 150	8.191358 ± 0.031469	0.6770	EXP 150 of 150	1.2541839 ± 0.0238768	0.1236	EXP 150 of 150	103.503952 ± 0.033891	0.9976	EXP 150 of 150	959.49807 ± 0.07832	0.9998	EXP 150 of 150
13D04897	5.7 %	0.0880104 ± 0.0007916	0.5190	EXP 150 of 150	9.799930 ± 0.032095	0.7814	EXP 150 of 150	1.5053735 ± 0.0257739	0.1283	EXP 150 of 150	127.935630 ± 0.032600	0.9985	EXP 150 of 150	1183.80784 ± 0.07850	0.9999	EXP 150 of 150
13D04898	6.1 %	0.1169370 ± 0.0008964	0.3432	EXP 150 of 150	9.675704 ± 0.032727	0.7658	EXP 149 of 150	1.5460755 ± 0.0301783	0.0694	EXP 150 of 150	132.430238 ± 0.039104	0.9981	EXP 150 of 150	1231.87747 ± 0.07951	0.9999	EXP 150 of 150
13D04899	6.5 %	0.0725505 ± 0.0006501	0.6264	EXP 150 of 150	7.616741 ± 0.032294	0.6859	EXP 150 of 150	1.2548472 ± 0.0277636	0.0565	EXP 150 of 150	108.378905 ± 0.034613	0.9977	EXP 150 of 150	1001.92470 ± 0.07434	0.9999	EXP 150 of 150
13D04901	6.9 %	0.0798933 ± 0.0007196	0.5895	EXP 150 of 150	8.734631 ± 0.035995	0.6669	EXP 150 of 150	1.4741190 ± 0.0261921	0.1155	EXP 150 of 150	123.576398 ± 0.032774	0.9984	EXP 150 of 150	1139.30252 ± 0.07161	0.9999	EXP 150 of 150
13D04902	7.3 %	0.0702444 ± 0.0006543	0.5506	EXP 150 of 150	7.038620 ± 0.030089	0.6928	EXP 150 of 150	1.1614589 ± 0.0298649	0.0568	EXP 150 of 150	98.161673 ± 0.033786	0.9974	EXP 150 of 150	907.20569 ± 0.07136	0.9999	EXP 150 of 150
13D04903	7.7 %	0.0625050 ± 0.0006554	0.5311	EXP 150 of 150	6.233445 ± 0.029518	0.5623	EXP 150 of 150	1.0570361 ± 0.0271178	0.0897	EXP 150 of 150	85.779083 ± 0.030349	0.9972	EXP 150 of 150	790.88688 ± 0.06778	0.9998	EXP 150 of 150
13D04905	8.2 %	0.0662150 ± 0.0006226	0.5412	EXP 150 of 150	6.587925 ± 0.032668	0.5701	EXP 150 of 150	0.9831827 ± 0.0301039	0.0243	EXP 150 of 150	83.071484 ± 0.029846	0.9971	EXP 150 of 150	765.96659 ± 0.06521	0.9998	EXP 150 of 150
13D04906	8.8 %	0.0685661 ± 0.0007094	0.4701	EXP 150 of 150	6.670556 ± 0.031262	0.5742	EXP 149 of 150	0.8885317 ± 0.0274094	0.0310	EXP 150 of 150	75.126594 ± 0.029315	0.9966	EXP 150 of 150	693.51054 ± 0.05886	0.9998	EXP 150 of 150
13D04907	9.6 %	0.0761949 ± 0.0007089	0.2624	EXP 149 of 150	7.270609 ± 0.029148	0.6864	EXP 150 of 150	0.9570269 ± 0.0279112	0.1587	EXP 150 of 150	71.354425 ± 0.031287	0.9957	EXP 150 of 150	658.19938 ± 0.05891	0.9998	EXP 150 of 150
13D04909	10.6 %	0.0912761 ± 0.0007254	0.1680	EXP 150 of 150	7.822363 ± 0.033491	0.6350	EXP 150 of 150	0.8504301 ± 0.0271631	0.0296	EXP 150 of 150	66.041597 ± 0.033480	0.9942	EXP 150 of 150	610.20372 ± 0.05818	0.9998	EXP 150 of 150
13D04910	12.0 %	0.0969979 ± 0.0008276	0.0840	EXP 150 of 150	9.785894 ± 0.034036	0.7470	EXP 149 of 150	0.8580849 ± 0.0292152	0.0461	EXP 150 of 150	64.143687 ± 0.028515	0.9956	EXP 150 of 150	584.94567 ± 0.06222	0.9997	EXP 150 of 150
13D04911	13.8 %	0.1256250 ± 0.0008456	0.0050	EXP 150 of 150	13.223056 ± 0.036592	0.7851	EXP 150 of 150	0.8308498 ± 0.0276342	0.0388	EXP 149 of 150	60.022508 ± 0.032315	0.9935	EXP 150 of 150	545.77522 ± 0.06166	0.9997	EXP 150 of 150
13D04913	16.0 %	0.1418223 ± 0.0009137	0.0776	EXP 150 of 150	15.561340 ± 0.031416	0.8880	EXP 149 of 150	0.7511980 ± 0.0279634	0.0292	EXP 150 of 150	53.304237 ± 0.028485	0.9936	EXP 150 of 150	483.85295 ± 0.05846	0.9996	EXP 150 of 150

Project Info		Analyst	Irradiation	X-pos	Y-pos	Z/H-pos	Project	Experiment	Nmb
13D04879	1.8 %	Susan Schnur	13-OSU-05			51.02	Walvis Ridge\MV1203 (13-INT-04)	13D04878	01
13D04881	2.0 %	Susan Schnur	13-OSU-05			51.02	Walvis Ridge\MV1203 (13-INT-04)	13D04878	01
13D04882	2.2 %	Susan Schnur	13-OSU-05			51.02	Walvis Ridge\MV1203 (13-INT-04)	13D04878	01
13D04883	2.4 %	Susan Schnur	13-OSU-05			51.02	Walvis Ridge\MV1203 (13-INT-04)	13D04878	01
13D04885	2.7 %	Susan Schnur	13-OSU-05			51.02	Walvis Ridge\MV1203 (13-INT-04)	13D04878	01
13D04886	3.0 %	Susan Schnur	13-OSU-05			51.02	Walvis Ridge\MV1203 (13-INT-04)	13D04878	01
13D04887	3.3 %	Susan Schnur	13-OSU-05			51.02	Walvis Ridge\MV1203 (13-INT-04)	13D04878	01
13D04889	3.6 %	Susan Schnur	13-OSU-05			51.02	Walvis Ridge\MV1203 (13-INT-04)	13D04878	01
13D04890	3.9 %	Susan Schnur	13-OSU-05			51.02	Walvis Ridge\MV1203 (13-INT-04)	13D04878	01
13D04891	4.2 %	Susan Schnur	13-OSU-05			51.02	Walvis Ridge\MV1203 (13-INT-04)	13D04878	01
13D04893	4.5 %	Susan Schnur	13-OSU-05			51.02	Walvis Ridge\MV1203 (13-INT-04)	13D04878	01
13D04894	4.9 %	Susan Schnur	13-OSU-05			51.02	Walvis Ridge\MV1203 (13-INT-04)	13D04878	01
13D04895	5.3 %	Susan Schnur	13-OSU-05			51.02	Walvis Ridge\MV1203 (13-INT-04)	13D04878	01
13D04897	5.7 %	Susan Schnur	13-OSU-05			51.02	Walvis Ridge\MV1203 (13-INT-04)	13D04878	01
13D04898	6.1 %	Susan Schnur	13-OSU-05			51.02	Walvis Ridge\MV1203 (13-INT-04)	13D04878	01
13D04899	6.5 %	Susan Schnur	13-OSU-05			51.02	Walvis Ridge\MV1203 (13-INT-04)	13D04878	01
13D04901	6.9 %	Susan Schnur	13-OSU-05			51.02	Walvis Ridge\MV1203 (13-INT-04)	13D04878	01
13D04902	7.3 %	Susan Schnur	13-OSU-05			51.02	Walvis Ridge\MV1203 (13-INT-04)	13D04878	01
13D04903	7.7 %	Susan Schnur	13-OSU-05			51.02	Walvis Ridge\MV1203 (13-INT-04)	13D04878	01
13D04905	8.2 %	Susan Schnur	13-OSU-05			51.02	Walvis Ridge\MV1203 (13-INT-04)	13D04878	01
13D04906	8.8 %	Susan Schnur	13-OSU-05			51.02	Walvis Ridge\MV1203 (13-INT-04)	13D04878	01
13D04907	9.6 %	Susan Schnur	13-OSU-05			51.02	Walvis Ridge\MV1203 (13-INT-04)	13D04878	01
13D04909	10.6 %	Susan Schnur	13-OSU-05			51.02	Walvis Ridge\MV1203 (13-INT-04)	13D04878	01
13D04910	12.0 %	Susan Schnur	13-OSU-05			51.02	Walvis Ridge\MV1203 (13-INT-04)	13D04878	01
13D04911	13.8 %	Susan Schnur	13-OSU-05			51.02	Walvis Ridge\MV1203 (13-INT-04)	13D04878	01
13D04913	16.0 %	Susan Schnur	13-OSU-05			51.02	Walvis Ridge\MV1203 (13-INT-04)	13D04878	01

Sample Parameters	Sample	Material	Location	Standard Name	Standard (in Ma)	%1σ	Standard Reference	Standard 40Ar/39Ar	%1σ	J	%1σ	Air 40Ar/36Ar	%1σ	MDF (lin)	%1σ	Volume Ratio	Sensitivity (mol/volt)	Day	Month	Year	Hour	Min	Resist	
13D04879	1.8 %	MV1203-D38-02B	Groundmass	Hector Guyot	FCT-NM	28.201	0.082	Kuiper et al (2008)	9.6847	0.119	0.00162291	0.119	302.804	0.093	0.9939619	0.063	1	4.8E-14	17	NOV	2013	16	36	1
13D04881	2.0 %	MV1203-D38-02B	Groundmass	Hector Guyot	FCT-NM	28.201	0.082	Kuiper et al (2008)	9.6847	0.119	0.00162291	0.119	302.804	0.093	0.9939619	0.063	1	4.8E-14	17	NOV	2013	17	1	1
13D04882	2.2 %	MV1203-D38-02B	Groundmass	Hector Guyot	FCT-NM	28.201	0.082	Kuiper et al (2008)	9.6847	0.119	0.00162291	0.119	302.804	0.093	0.9939619	0.063	1	4.8E-14	17	NOV	2013	17	13	1
13D04883	2.4 %	MV1203-D38-02B	Groundmass	Hector Guyot	FCT-NM	28.201	0.082	Kuiper et al (2008)	9.6847	0.119	0.00162291	0.119	302.804	0.093	0.9939619	0.063	1	4.8E-14	17	NOV	2013	17	26	1
13D04885	2.7 %	MV1203-D38-02B	Groundmass	Hector Guyot	FCT-NM	28.201	0.082	Kuiper et al (2008)	9.6847	0.119	0.00162291	0.119	302.804	0.093	0.9939619	0.063	1	4.8E-14	17	NOV	2013	17	51	1
13D04886	3.0 %	MV1203-D38-02B	Groundmass	Hector Guyot	FCT-NM	28.201	0.082	Kuiper et al (2008)	9.6847	0.119	0.00162291	0.119	302.804	0.093	0.9939619	0.063	1	4.8E-14	17	NOV	2013	18	3	1
13D04887	3.3 %	MV1203-D38-02B	Groundmass	Hector Guyot	FCT-NM	28.201	0.082	Kuiper et al (2008)	9.6847	0.119	0.00162291	0.119	302.804	0.093	0.9939619	0.063	1	4.8E-14	17	NOV	2013	18	15	1
13D04889	3.6 %	MV1203-D38-02B	Groundmass	Hector Guyot	FCT-NM	28.201	0.082	Kuiper et al (2008)	9.6847	0.119	0.00162291	0.119	302.804	0.093	0.9939619	0.063	1	4.8E-14	17	NOV	2013	18	40	1
13D04890	3.9 %	MV1203-D38-02B	Groundmass	Hector Guyot	FCT-NM	28.201	0.082	Kuiper et al (2008)	9.6847	0.119	0.00162291	0.119	302.804	0.093	0.9939619	0.063	1	4.8E-14	17	NOV	2013	18	53	1
13D04891	4.2 %	MV1203-D38-02B	Groundmass	Hector Guyot	FCT-NM	28.201	0.082	Kuiper et al (2008)	9.6847	0.119	0.00162291	0.119	302.804	0.093	0.9939619	0.063	1	4.8E-14	17	NOV	2013	19	5	1
13D04893	4.5 %	MV1203-D38-02B	Groundmass	Hector Guyot	FCT-NM	28.201	0.082	Kuiper et al (2008)	9.6847	0.119	0.00162291	0.119	302.804	0.093	0.9939619	0.063	1	4.8E-14	17	NOV	2013	19	30	1
13D04894	4.9 %	MV1203-D38-02B	Groundmass	Hector Guyot	FCT-NM	28.201	0.082	Kuiper et al (2008)	9.6847	0.119	0.00162291	0.119	302.804	0.093	0.9939619	0.063	1	4.8E-14	17	NOV	2013	19	42	1
13D04895	5.3 %	MV1203-D38-02B	Groundmass	Hector Guyot	FCT-NM	28.201	0.082	Kuiper et al (2008)	9.6847	0.119	0.00162291	0.119	302.804	0.093	0.9939619	0.063	1	4.8E-14	17	NOV	2013	19	55	1
13D04897	5.7 %	MV1203-D38-02B	Groundmass	Hector Guyot	FCT-NM	28.201	0.082	Kuiper et al (2008)	9.6847	0.119	0.00162291	0.119	302.804	0.093	0.9939619	0.063	1	4.8E-14	17	NOV	2013	20	20	1
13D04898	6.1 %	MV1203-D38-02B	Groundmass	Hector Guyot	FCT-NM	28.201	0.082	Kuiper et al (2008)	9.6847	0.119	0.00162291	0.119	302.804	0.093	0.9939619	0.063	1	4.8E-14	17	NOV	2013	20	32	1
13D04899	6.5 %	MV1203-D38-02B	Groundmass	Hector Guyot	FCT-NM	28.201	0.082	Kuiper et al (2008)	9.6847	0.119	0.00162291	0.119	302.804	0.093	0.9939619	0.063	1	4.8E-14	17	NOV	2013	20	45	1
13D04901	6.9 %	MV1203-D38-02B	Groundmass	Hector Guyot	FCT-NM	28.201	0.082	Kuiper et al (2008)	9.6847	0.119	0.00162291	0.119	302.804	0.093	0.9939619	0.063	1	4.8E-14	17	NOV	2013	21	9	1
13D04902	7.3 %	MV1203-D38-02B	Groundmass	Hector Guyot	FCT-NM	28.201	0.082	Kuiper et al (2008)	9.6847	0.119	0.00162291	0.119	302.804	0.093	0.9939619	0.063	1	4.8E-14	17	NOV	2013	21	22	1
13D04903	7.7 %	MV1203-D38-02B	Groundmass	Hector Guyot	FCT-NM	28.201	0.082	Kuiper et al (2008)	9.6847	0.119	0.00162291	0.119	302.804	0.093	0.9939619	0.063	1	4.8E-14	17	NOV	2013	21	34	1
13D04905	8.2 %	MV1203-D38-02B	Groundmass	Hector Guyot	FCT-NM	28.201	0.082	Kuiper et al (2008)	9.6847	0.119	0.00162291	0.119	302.804	0.093	0.9939619	0.063	1	4.8E-14	17	NOV	2013	21	59	1
13D04906	8.8 %	MV1203-D38-02B	Groundmass	Hector Guyot	FCT-NM	28.201	0.082	Kuiper et al (2008)	9.6847	0.119	0.00162291	0.119	302.804	0.093	0.9939619	0.063	1	4.8E-14	17	NOV	2013	22	11	1
13D04907	9.6 %	MV1203-D38-02B	Groundmass	Hector Guyot	FCT-NM	28.201	0.082	Kuiper et al (2008)	9.6847	0.119	0.00162291	0.119	302.804	0.093	0.9939619	0.063	1	4.8E-14	17	NOV	2013	22	24	1
13D04909	10.6 %	MV1203-D38-02B	Groundmass	Hector Guyot	FCT-NM	28.201	0.082	Kuiper et al (2008)	9.6847	0.119	0.00162291	0.119	302.804	0.093	0.9939619	0.063	1	4.8E-14	17	NOV	2013	22	49	1
13D04910	12.0 %	MV1203-D38-02B	Groundmass	Hector Guyot	FCT-NM	28.201	0.082	Kuiper et al (2008)	9.6847	0.119	0.00162291	0.119	302.804	0.093	0.9939619	0.063	1	4.8E-14	17	NOV	2013	23	1	1
13D04911	13.8 %	MV1203-D38-02B	Groundmass	Hector Guyot	FCT-NM	28.201	0.082	Kuiper et al (2008)	9.6847	0.119	0.00162291	0.119	302.804	0.093	0.9939619	0.063	1	4.8E-14	17	NOV	2013	23	14	1
13D04913	16.0 %	MV1203-D38-02B	Groundmass	Hector Guyot	FCT-NM	28.201	0.082	Kuiper et al (2008)	9.6847	0.119	0.00162291	0.119	302.804	0.093	0.9939619	0.063	1	4.8E-14	17	NOV	2013	23	38	1

Irradiation Constants		40/36(a)	%1σ	40/36(c)	%1σ	38/36(a)	%1σ	38/36(c)	%1σ	39/37(ca)	%1σ	38/37(ca)	%1σ	36/37(ca)	%1σ	40/39(k)	%1σ	38/39(k)	%1σ	36/38(cl)	%1σ	K/Ca	%1σ	K/Cl	%1σ	Ca/Cl	%1σ
13D04879	1.8 %	295.5	0	0.018	35	0.1869	0	1.493	3	0.0006756	1.32	0.0000718	12.82	0.0002663	0.15	0.003823	2.66	0.012031	0.16	0	0	0.43	0	0	0	0	0
13D04881	2.0 %	295.5	0	0.018	35	0.1869	0	1.493	3	0.0006756	1.32	0.0000718	12.82	0.0002663	0.15	0.003823	2.66	0.012031	0.16	0	0	0.43	0	0	0	0	0
13D04882	2.2 %	295.5	0	0.018	35	0.1869	0	1.493	3	0.0006756	1.32	0.0000718	12.82	0.0002663	0.15	0.003823	2.66	0.012031	0.16	0	0	0.43	0	0	0	0	0
13D04883	2.4 %	295.5	0	0.018	35	0.1869	0	1.493	3	0.0006756	1.32	0.0000718	12.82	0.0002663	0.15	0.003823	2.66	0.012031	0.16	0	0	0.43	0	0	0	0	0
13D04885	2.7 %	295.5	0	0.018	35	0.1869	0	1.493	3	0.0006756	1.32	0.0000718	12.82	0.0002663	0.15	0.003823	2.66	0.012031	0.16	0	0	0.43	0	0	0	0	0
13D04886	3.0 %	295.5	0	0.018	35	0.1869	0	1.493	3	0.0006756	1.32	0.0000718	12.82	0.0002663	0.15	0.003823	2.66	0.012031	0.16	0	0	0.43	0	0	0	0	0
13D04887	3.3 %	295.5	0	0.018	35	0.1869	0	1.493	3	0.0006756	1.32	0.0000718	12.82	0.0002663	0.15	0.003823	2.66	0.012031	0.16	0	0	0.43	0	0	0	0	0
13D04889	3.6 %	295.5	0	0.018	35	0.1869	0	1.493	3	0.0006756	1.32	0.0000718	12.82	0.0002663	0.15	0.003823	2.66	0.012031	0.16	0	0	0.43	0	0	0	0	0
13D04890	3.9 %	295.5	0	0.018	35	0.1869	0	1.493	3	0.0006756	1.32	0.0000718	12.82	0.0002663	0.15	0.003823	2.66	0.012031	0.16	0	0	0.43	0	0	0	0	0
13D04891	4.2 %	295.5	0	0.018	35	0.1869	0	1.493	3	0.0006756	1.32	0.0000718	12.82	0.0002663	0.15	0.003823	2.66	0.012031	0.16	0	0	0.43	0	0	0	0	0
13D04893	4.5 %	295.5	0	0.018	35	0.1869	0	1.493	3	0.0006756	1.32	0.0000718	12.82	0.0002663	0.15	0.003823	2.66	0.012031	0.16	0	0	0.43	0	0	0	0	0
13D04894	4.9 %	295.5	0	0.018	35	0.1869	0	1.493	3	0.0006756	1.32	0.0000718	12.82	0.0002663	0.15	0.003823	2.66	0.012031	0.16	0	0	0.43	0	0	0	0	0
13D04895	5.3 %	295.5	0	0.018	35	0.1869	0	1.493	3	0.0006756	1.32	0.0000718	12.82	0.0002663	0.15	0.003823	2.66	0.012031	0.16	0	0	0.43	0	0	0	0	0
13D04897	5.7 %	295.5	0	0.018	35	0.1869	0	1.493	3	0.0006756	1.32	0.0000718	12.82	0.0002663	0.15	0.003823	2.66	0.012031	0.16	0	0	0.43	0	0	0	0	0
13D04898	6.1 %	295.5	0	0.018	35	0.1869	0	1.493	3	0.0006756	1.32	0.0000718	12.82	0.0002663	0.15	0.003823	2.66	0.012031	0.16	0	0	0.43	0	0	0	0	0
13D04899	6.5 %	295.5	0	0.018	35	0.1869	0	1.493	3	0.0006756	1.32	0.0000718	12.82	0.0002663	0.15	0.003823	2.66	0.012031	0.16	0	0	0.43	0	0	0	0	0
13D04901	6.9 %	295.5	0	0.018	35	0.1869	0	1.493	3	0.0006756	1.32	0.0000718	12.82	0.0002663	0.15	0.003823	2.66	0.012031	0.16	0	0	0.43	0	0	0	0	0
13D04902	7.3 %	295.5	0	0.018	35	0.1869	0	1.493	3	0.0006756	1.32	0.0000718	12.82	0.0002663	0.15	0.003823	2.66	0.012031	0.16	0	0	0.43	0	0	0	0	0
13D04903	7.7 %	295.5	0	0.018	35	0.1869	0	1.493	3	0.0006756	1.32	0.0000718	12.82	0.0002663	0.15	0.003823	2.66	0.012031	0.16	0	0	0.43	0	0	0	0	0
13D04905	8.2 %	295.5	0	0.018	35	0.1869	0	1.493	3	0.0006756	1.32	0.0000718	12.82	0.0002663	0.15	0.003823	2.66	0.012031	0.16	0	0	0.43	0	0	0	0	0
13D04906	8.8 %	295.5	0	0.018	35	0.1869	0	1.493	3	0.0006756	1.32	0.0000718	12.82	0.0002663	0.15	0.003823	2.66	0.012031	0.16	0	0	0.43	0	0	0	0	0
13D04907	9.6 %	295.5	0	0.018	35	0.1869	0	1.493	3	0.0006756	1.32	0.0000718	12.82	0.0002663	0.15	0.003823	2.66	0.012031	0.16	0	0	0.43	0	0	0	0	0
13D04909	10.6 %	295.5	0	0.018	35	0.1869	0	1.493	3	0.0006756	1.32	0.0000718	12.82	0.0002663	0.15	0.003823	2.66	0.012031	0.16	0	0	0.43	0	0	0	0	0
13D04910	12.0 %	295.5	0	0.018	35	0.1869	0	1.493	3	0.0006756	1.32	0.0000718	12.82	0.0002663	0.15	0.003823	2.66	0.012031	0.16	0	0	0.43	0	0	0	0	0
13D04911	13.8 %	295.5	0	0.018	35	0.1869	0	1.493	3	0.0006756	1.32	0.0000718	12.82	0.0002663	0.15	0.003823	2.66	0.012031	0.16	0	0	0.43	0	0	0	0	0
13D04913	16.0 %	295.5	0	0.018	35	0.1869	0	1.493	3	0.0006756	1.32	0.0000718	12.82	0.0002663	0.15	0.003823	2.66	0.012031	0.16	0	0	0.43	0	0	0	0	0

13D04878.AGE >>> MV1203-D38-02B >>> WALVIS RIDGE | MV1203 (13-INT-04) PROJECT



Ar-Ages in Ma

WEIGHTED PLATEAU
 26.43 ± 0.07

TOTAL FUSION
 26.48 ± 0.06

NORMAL ISOCHRON
 26.41 ± 0.11

INVERSE ISOCHRON
 26.43 ± 0.11

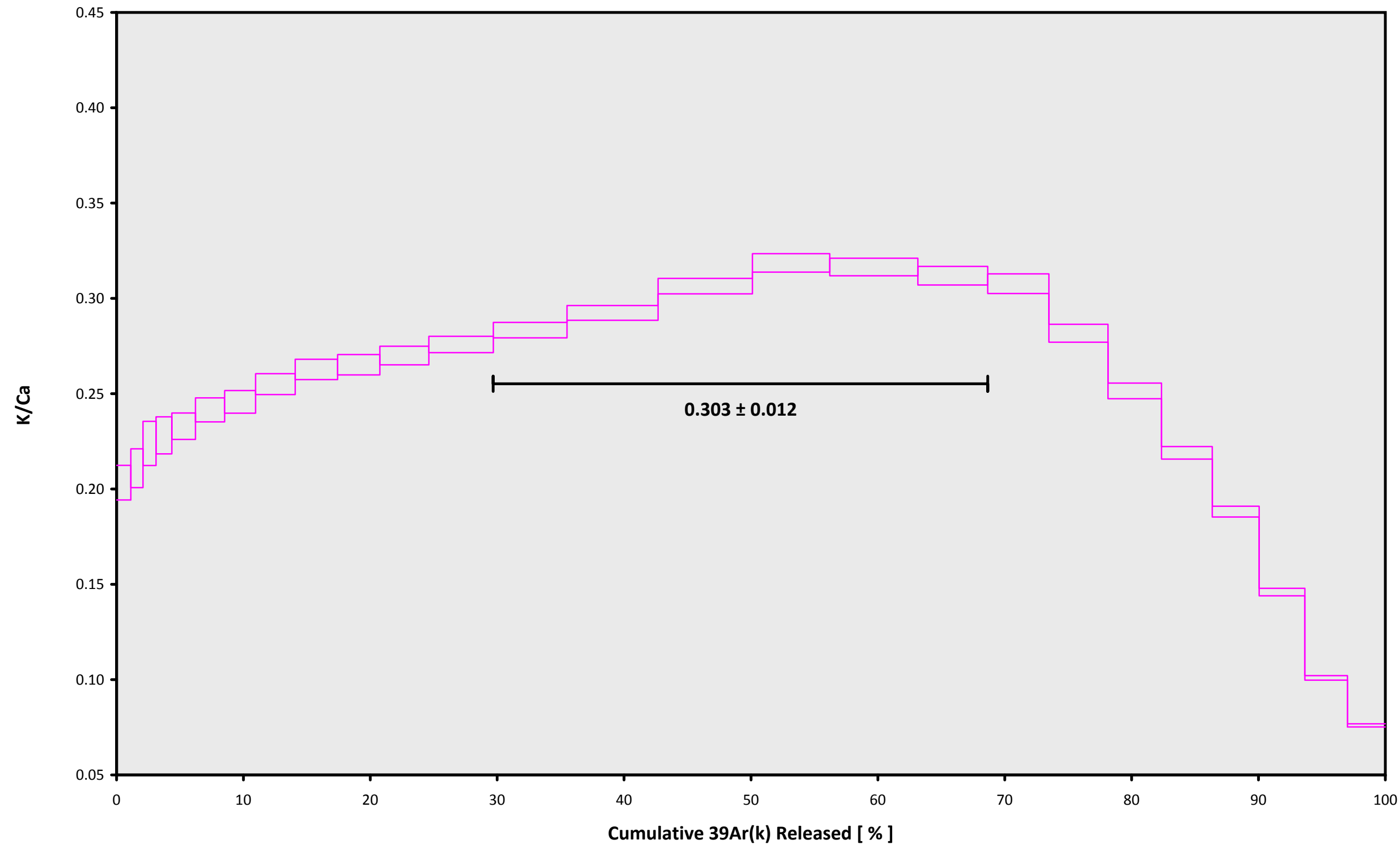
MSWD (PROBABILITY)
 2.61 (2%)

Sample Info

Groundmass
Hector Guyot
Susan Schnur

IRR = 13-OSU-05
J = $0.00162291 \pm 0.00000193$

13D04878.AGE >>> MV1203-D38-02B >>> WALVIS RIDGE | MV1203 (13-INT-04) PROJECT



Ar-Ages in Ma

WEIGHTED PLATEAU

26.43 ± 0.07

TOTAL FUSION

26.48 ± 0.06

NORMAL ISOCHRON

26.41 ± 0.11

INVERSE ISOCHRON

26.43 ± 0.11

Sample Info

Groundmass

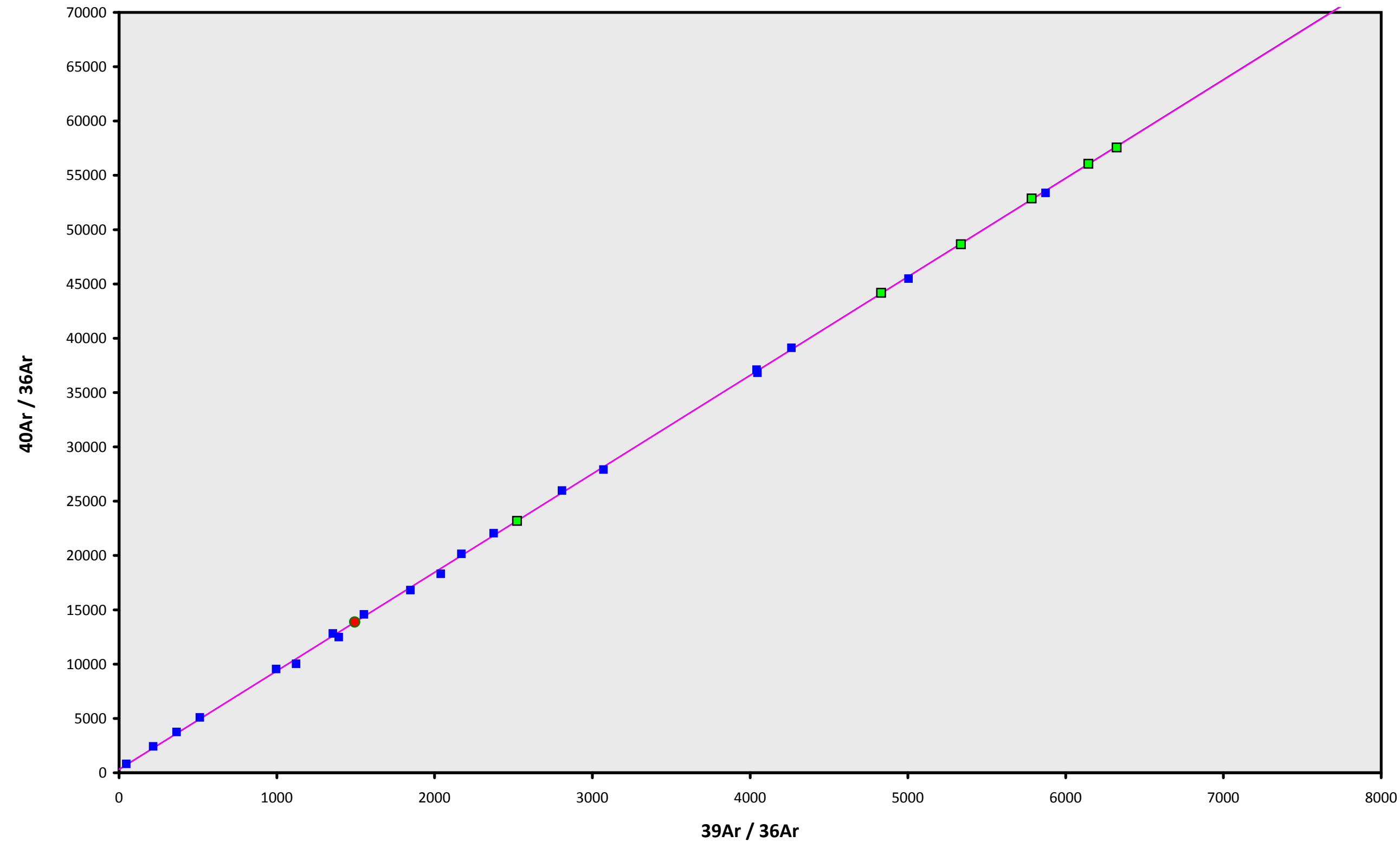
Hector Guyot

Susan Schnur

IRR = 13-OSU-05

J = 0.00162291 ± 0.00000193

13D04878.AGE >>> MV1203-D38-02B >>> WALVIS RIDGE | MV1203 (13-INT-04) PROJECT



Ar-Ages in Ma

WEIGHTED PLATEAU

26.43 ± 0.07

TOTAL FUSION

26.48 ± 0.06

NORMAL ISOCHRON

26.41 ± 0.11

INVERSE ISOCHRON

26.43 ± 0.11

MSWD (PROBABILITY)

3.27 (1%)

40AR/36AR INTERCEPT

319.4 ± 130.3

Sample Info

Groundmass

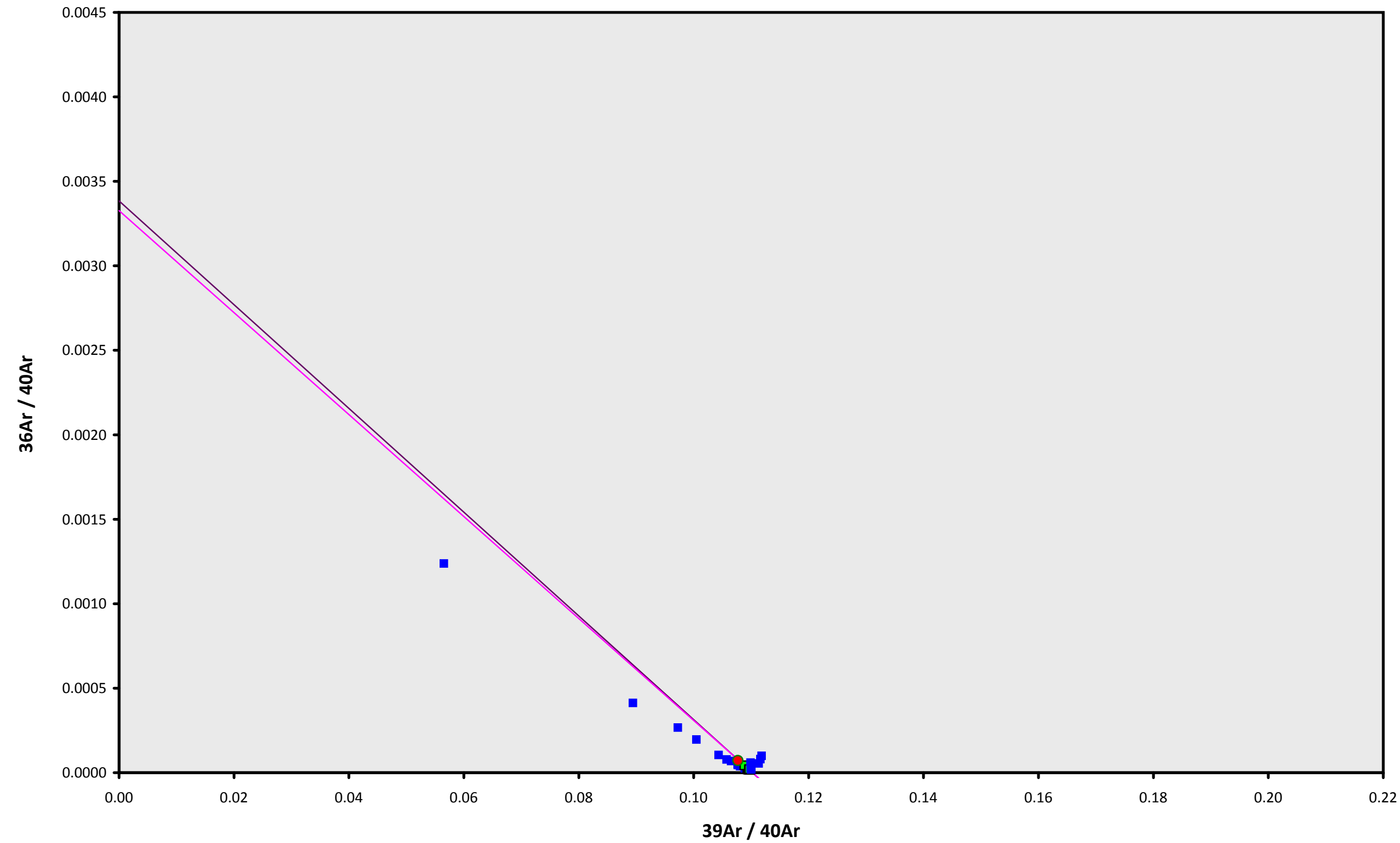
Hector Guyot

Susan Schnur

IRR = 13-OSU-05

J = 0.00162291 ± 0.00000193

13D04878.AGE >>> MV1203-D38-02B >>> WALVIS RIDGE | MV1203 (13-INT-04) PROJECT



Ar-Ages in Ma

WEIGHTED PLATEAU

26.43 ± 0.07

TOTAL FUSION

26.48 ± 0.06

NORMAL ISOCHRON

26.41 ± 0.11

INVERSE ISOCHRON

26.43 ± 0.11

MSWD (PROBABILITY)

3.26 (1%)

SPREADING FACTOR

0.9%

40AR/36AR INTERCEPT

300.6 ± 121.3

Sample Info

Groundmass

Hector Guyot

Susan Schnur

IRR = 13-OSU-05

J = 0.00162291 ± 0.00000193