

Relative Abundances		36Ar [fA]	%1σ	37Ar [fA]	%1σ	38Ar [fA]	%1σ	39Ar [fA]	%1σ	40Ar [fA]	%1σ	40(r)/39(k) ± 2σ	Age ± 2σ (Ma)	40Ar(r) (%)	39Ar(k) (%)	K/Ca ± 2σ
13D05211	1.8 %	0.0497110	2.202	5.64302	16.045	0.723022	5.255	58.5701	0.091	207.416	0.056	3.29451 ± 0.01340	10.22 ± 0.04	93.02	0.93	4.46 ± 1.43
13D05213	2.0 %	0.0170324	5.795	7.93678	11.541	1.113717	3.526	90.7097	0.078	289.959	0.041	3.14433 ± 0.00864	9.75 ± 0.03	98.36	1.44	4.91 ± 1.13
13D05214	2.2 %	0.0115173	8.477	7.17611	12.021	1.106285	3.367	88.6029	0.078	277.211	0.043	3.09303 ± 0.00868	9.59 ± 0.03	98.85	1.41	5.31 ± 1.28
13D05215	2.4 %	0.0146169	7.081	14.11353	6.250	2.207187	1.808	185.9419	0.068	574.591	0.022	3.06924 ± 0.00552	9.52 ± 0.02	99.32	2.95	5.66 ± 0.71
13D05217	2.7 %	0.0129114	7.895	14.01858	6.299	2.352724	1.638	194.4636	0.067	597.010	0.021	3.05242 ± 0.00536	9.47 ± 0.02	99.42	3.09	5.96 ± 0.75
13D05218	3.0 %	0.0154442	6.445	18.23608	4.963	3.145919	1.254	268.5480	0.065	820.642	0.016	3.04051 ± 0.00465	9.43 ± 0.01	99.49	4.26	6.33 ± 0.63
13D05219	3.3 %	0.0143840	7.136	22.39197	4.019	3.645726	1.119	310.2519	0.065	944.552	0.014	3.03277 ± 0.00450	9.41 ± 0.01	99.61	4.92	5.96 ± 0.48
13D05221	3.6 %	0.0217581	4.915	36.73342	2.601	5.984621	0.630	507.4856	0.064	1540.269	0.009	3.02445 ± 0.00411	9.38 ± 0.01	99.64	8.05	5.94 ± 0.31
13D05222	3.9 %	0.0143600	7.326	25.86384	3.419	4.270486	0.921	359.3726	0.065	1087.966	0.012	3.01758 ± 0.00435	9.36 ± 0.01	99.67	5.70	5.97 ± 0.41
13D05223	4.2 %	✓ 0.0141415	7.360	25.90223	3.404	4.320110	0.902	363.3132	0.064	1096.432	0.012	3.00830 ± 0.00430	9.33 ± 0.01	99.68	5.76	6.03 ± 0.41
13D05225	4.5 %	✓ 0.0147660	7.107	26.01349	3.356	4.079752	1.004	347.1020	0.064	1048.009	0.013	3.00897 ± 0.00435	9.33 ± 0.01	99.65	5.51	5.74 ± 0.39
13D05226	4.9 %	✓ 0.0167549	6.134	31.91085	2.762	5.100779	0.734	430.3624	0.064	1298.524	0.011	3.00794 ± 0.00416	9.33 ± 0.01	99.69	6.83	5.80 ± 0.32
13D05227	5.3 %	✓ 0.0219762	5.151	49.73485	1.865	7.562849	0.530	636.2851	0.063	1918.362	0.008	3.00722 ± 0.00399	9.33 ± 0.01	99.74	10.10	5.50 ± 0.21
13D05229	5.7 %	✓ 0.0194147	5.236	36.44896	2.447	5.388593	0.749	457.8551	0.064	1380.631	0.010	3.00550 ± 0.00411	9.32 ± 0.01	99.67	7.26	5.40 ± 0.26
13D05230	6.1 %	✓ 0.0176072	5.855	31.20173	2.955	4.620964	0.811	389.8110	0.064	1176.703	0.011	3.00794 ± 0.00422	9.33 ± 0.01	99.64	6.19	5.37 ± 0.32
13D05231	6.5 %	✓ 0.0207885	5.162	30.36896	2.942	4.201468	0.977	353.3123	0.064	1067.688	0.014	3.00767 ± 0.00437	9.33 ± 0.01	99.52	5.61	5.00 ± 0.29
13D05233	6.9 %	✓ 0.0206224	4.959	19.80509	4.489	2.741579	1.434	230.6633	0.066	699.503	0.018	3.00926 ± 0.00491	9.33 ± 0.02	99.23	3.66	5.01 ± 0.45
13D05234	7.3 %	✓ 0.0309686	3.389	21.64474	4.123	2.927780	1.247	240.4406	0.066	731.013	0.017	3.00570 ± 0.00487	9.32 ± 0.02	98.86	3.82	4.78 ± 0.39
13D05235	7.8 %	✓ 0.0425768	2.484	20.59029	4.340	2.558507	1.505	210.2519	0.066	644.237	0.020	3.00837 ± 0.00516	9.33 ± 0.02	98.17	3.34	4.39 ± 0.38
13D05237	8.4 %	✓ 0.0420314	2.596	18.17029	4.951	2.192008	1.674	181.6259	0.067	558.227	0.022	3.00937 ± 0.00562	9.34 ± 0.02	97.91	2.88	4.30 ± 0.43
13D05238	9.2 %	✓ 0.0551841	2.022	22.48239	4.131	2.764969	1.448	226.3213	0.066	696.223	0.018	3.00841 ± 0.00508	9.33 ± 0.02	97.79	3.59	4.33 ± 0.36
13D05239	10.2 %	✓ 0.0363505	2.974	11.17726	7.701	1.254119	3.043	103.1268	0.074	320.282	0.037	3.00649 ± 0.00810	9.33 ± 0.03	96.80	1.64	3.97 ± 0.61
13D05241	11.7 %	✓ 0.0142934	7.065	4.46556	19.393	0.373618	10.381	32.2686	0.131	101.117	0.114	3.01007 ± 0.02176	9.34 ± 0.07	96.05	0.51	3.11 ± 1.21
13D05242	13.7 %	✓ 0.0046139	20.840	1.56765	52.740	0.222474	17.650	14.5791	0.253	45.818	0.250	3.05429 ± 0.04567	9.47 ± 0.14	97.18	0.23	4.00 ± 4.22
13D05243	16.2 %	✓ 0.0051000	18.880	1.57955	54.419	0.136150	27.925	11.8072	0.309	37.045	0.308	3.01681 ± 0.05634	9.36 ± 0.17	96.15	0.19	3.21 ± 3.50
13D05245	19.0 %	✓ 0.0050844	18.903	0.76386	113.675	0.056934	67.743	5.8696	0.612	19.295	0.588	3.01705 ± 0.11296	9.36 ± 0.35	91.79	0.09	3.30 ± 7.51
13D05246	21.0 %	✓ 0.0042703	22.250	0.59528	145.008	0.051214	71.751	3.2774	1.107	11.274	1.007	3.03632 ± 0.20095	9.42 ± 0.62	88.28	0.05	2.37 ± 6.87
Σ		0.5582800	0.962	503.81807	0.918	75.001125	0.269	6302.2194	0.015	19189.999	0.003					

Information on Analysis and Constants Used in Calculations

Project = **MV1203 (13-INT-04)**
Sample = **MV1203-D42-08 2X LCH**
Material = **Groundmass**
Location = **Esk Guyot**
Region = **Walvis Ridge**
Analyst = **Susan Schnur**
Irradiation = **13-OSU-05**
Position = X: | Y: | Z/H: **28.96 mm**
FCT-NM Age = **28.201 ± 0.023 Ma**
FCT-NM Reference = **Kuiper et al (2008)**
FCT-NM 40Ar/39Ar Ratio = **9.13867 ± 0.01151**
FCT-NM J-value = **0.00171988 ± 0.00000217**
Air Shot 40Ar/36Ar = **302.7700 ± 0.2846**
Air Shot MDF = **0.99398934 ± 0.00062290 (LIN)**
Experiment Type = **Incremental Heating**
Extraction Method = **Bulk Laser Heating**
Heating = **77 sec**
Isolation = **5.52 min**
Instrument = **ARGUS-VI-D**
Preferred Age = **Plateau Age**
Age Classification = **Eruption Age**
IGSN = **IESS10027**
Rock Class = **Igneous>Volcanic>Mafic**
Lithology = **Trachyte**
Lat-Lon = **38°41.2'S - 11°48.1'W**

Age Equations = **Min et al. (2000)**
Negative Intensities = **Allowed**
Collector Calibrations = **40Ar 36Ar**
Decay 40K = **5.530 ± 0.048 E-10 1/a**
Decay 39Ar = **2.940 ± 0.016 E-07 1/h**
Decay 37Ar = **8.230 ± 0.012 E-04 1/h**
Decay 36Cl = **2.257 ± 0.015 E-06 1/a**
Decay 40K(EC,β⁺) = **0.580 ± 0.009 E-10 1/a**
Decay 40K(β⁻) = **4.950 ± 0.043 E-10 1/a**
Atmospheric 40/36(a) = **295.50**
Atmospheric 38/36(a) = **0.1869**
Production 39/37(ca) = **0.0006756 ± 0.0000089**
Production 38/37(ca) = **0.0000718 ± 0.0000092**
Production 36/37(ca) = **0.0002663 ± 0.0000004**
Production 40/39(k) = **0.003823 ± 0.000102**
Production 38/39(k) = **0.012031 ± 0.000019**
Production 36/38(cl) = **262.80 ± 1.71**
Scaling Ratio K/Ca = **0.430**
Abundance Ratio 40K/K = **1.1700 ± 0.0100 E-04**
Atomic Weight K = **39.0983 ± 0.0001 g**

Results

	40(a)/36(a) ± 2σ	40(r)/39(k) ± 2σ	Age ± 2σ (Ma)	MSWD	39Ar(k) (%n)	K/Ca ± 2σ
Age Plateau		3.00781 ± 0.00129 ± 0.04%	9.33 ± 0.02 ± 0.25% Full External Error ± 0.21 Analytical Error ± 0.00	0.45 97%	67.25 18	5.18 ± 0.28
Total Fusion Age		3.02142 ± 0.00108 ± 0.04%	9.37 ± 0.02 ± 0.25% Full External Error ± 0.21 Analytical Error ± 0.00	1.69 1.0000	27	2σ Confidence Limit Error Magnification
Normal Isochron	301.60 ± 15.62 ± 5.18%	3.00705 ± 0.00173 ± 0.06%	9.33 ± 0.02 ± 0.26% Full External Error ± 0.21 Analytical Error ± 0.01	0.35 99%	67.25 18	2σ Confidence Limit Error Magnification Number of Iterations Convergence
Inverse Isochron	300.32 ± 15.56 ± 5.18%	3.00746 ± 0.00171 ± 0.06%	9.33 ± 0.02 ± 0.26% Full External Error ± 0.21 Analytical Error ± 0.01	0.46 97%	67.25 18	2σ Confidence Limit Error Magnification Number of Iterations Convergence Spreading Factor
Notes	Low-T recoil, but Good plateau plateau at mid to higher T. Don't need 2x LCH experiment.			0.000000141	3	

Incremental Heating		36Ar(a) [fA]	37Ar(ca) [fA]	38Ar(cl) [fA]	39Ar(k) [fA]	40Ar(r) [fA]	Age ± 2σ (Ma)	40Ar(r) (%)	39Ar(k) (%)	K/Ca ± 2σ
13D05211	1.8 %	0.0482060	5.64302	0.0089958	58.5663	192.947	10.22 ± 0.04	93.02	0.93	4.46 ± 1.43
13D05213	2.0 %	0.0149141	7.93678	0.0190950	90.7044	285.205	9.75 ± 0.03	98.36	1.44	4.91 ± 1.13
13D05214	2.2 %	0.0095968	7.17611	0.0380523	88.5981	274.036	9.59 ± 0.03	98.85	1.41	5.31 ± 1.28
13D05215	2.4 %	0.0108585	14.11353	0.0000000	185.9324	570.671	9.52 ± 0.02	99.32	2.95	5.66 ± 0.71
13D05217	2.7 %	0.0091756	14.01858	0.0105252	194.4541	593.556	9.47 ± 0.02	99.42	3.09	5.96 ± 0.75
13D05218	3.0 %	0.0105879	18.23608	0.0000000	268.5357	816.487	9.43 ± 0.01	99.49	4.26	6.33 ± 0.63
13D05219	3.3 %	0.0084210	22.39197	0.0000000	310.2368	940.877	9.41 ± 0.01	99.61	4.92	5.96 ± 0.48
13D05221	3.6 %	0.0119760	36.73342	0.0000000	507.4608	1534.790	9.38 ± 0.01	99.64	8.05	5.94 ± 0.31
13D05222	3.9 %	0.0074724	25.86384	0.0000000	359.3552	1084.384	9.36 ± 0.01	99.67	5.70	5.97 ± 0.41
13D05223	4.2 %	✓ 0.0072437	25.90223	0.0000000	363.2957	1092.903	9.33 ± 0.01	99.68	5.76	6.03 ± 0.41
13D05225	4.5 %	✓ 0.0078387	26.01349	0.0000000	347.0844	1044.366	9.33 ± 0.01	99.65	5.51	5.74 ± 0.39
13D05226	4.9 %	✓ 0.0082570	31.91085	0.0000000	430.3408	1294.439	9.33 ± 0.01	99.69	6.83	5.80 ± 0.32
13D05227	5.3 %	✓ 0.0087319	49.73485	0.0000000	636.2515	1913.350	9.33 ± 0.01	99.74	10.10	5.50 ± 0.21
13D05229	5.7 %	✓ 0.0097084	36.44896	0.0000000	457.8305	1376.012	9.32 ± 0.01	99.67	7.26	5.40 ± 0.26
13D05230	6.1 %	✓ 0.0092982	31.20173	0.0000000	389.7900	1172.466	9.33 ± 0.01	99.64	6.19	5.37 ± 0.32
13D05231	6.5 %	✓ 0.0127013	30.36896	0.0000000	353.2918	1062.584	9.33 ± 0.01	99.52	5.61	5.00 ± 0.29
13D05233	6.9 %	✓ 0.0153483	19.80509	0.0000000	230.6499	694.086	9.33 ± 0.02	99.23	3.66	5.01 ± 0.45
13D05234	7.3 %	✓ 0.0251973	21.64474	0.0289512	240.4260	722.648	9.32 ± 0.02	98.86	3.82	4.78 ± 0.39
13D05235	7.8 %	✓ 0.0370884	20.59029	0.0207234	210.2380	632.473	9.33 ± 0.02	98.17	3.34	4.39 ± 0.38
13D05237	8.4 %	✓ 0.0371926	18.17029	0.0000000	181.6136	546.542	9.34 ± 0.02	97.91	2.88	4.30 ± 0.43
13D05238	9.2 %	✓ 0.0491892	22.48239	0.0314720	226.3061	680.822	9.33 ± 0.02	97.79	3.59	4.33 ± 0.36
13D05239	10.2 %	✓ 0.0333724	11.17726	0.0064509	103.1193	310.027	9.33 ± 0.03	96.80	1.64	3.97 ± 0.61
13D05241	11.7 %	✓ 0.0131042	4.46556	0.0000000	32.2656	97.122	9.34 ± 0.07	96.05	0.51	3.11 ± 1.21
13D05242	13.7 %	✓ 0.0041848	1.56765	0.0461914	14.5780	44.525	9.47 ± 0.14	97.18	0.23	4.00 ± 4.22
13D05243	16.2 %	✓ 0.0046794	1.57955	0.0000000	11.8062	35.617	9.36 ± 0.17	96.15	0.19	3.21 ± 3.50
13D05245	19.0 %	✓ 0.0052878	0.76386	0.0000000	5.8701	17.710	9.36 ± 0.35	91.79	0.09	3.30 ± 7.51
13D05246	21.0 %	✓ 0.0044288	0.59528	0.0000000	3.2778	9.953	9.42 ± 0.62	88.28	0.05	2.37 ± 6.87
Σ		0.4240607	503.81807	0.2104571	6301.8790	19040.597				

Information on Analysis	Results	40(r)/39(k) ± 2σ	Age ± 2σ (Ma)	MSWD	39Ar(k) (%n)	K/Ca ± 2σ
Project = MV1203 (13-INT-04) Sample = MV1203-D42-08 2X LCH Material = Groundmass Location = Esk Guyot Region = Walvis Ridge Analyst = Susan Schnur Irradiation = 13-OSU-05 J = 0.00171988 ± 0.00000217 FCT-NM = 28.201 ± 0.023 Ma	Age Plateau	3.00781 ± 0.00129 ± 0.04%	9.33 ± 0.02 ± 0.25%	0.45 97%	67.25 18	5.18 ± 0.28
			Full External Error ± 0.21 Analytical Error ± 0.00	1.69 1.0000	2σ Confidence Limit Error Magnification	
	Total Fusion Age	3.02142 ± 0.00108 ± 0.04%	9.37 ± 0.02 ± 0.25%		27	5.38 ± 0.10
			Full External Error ± 0.21 Analytical Error ± 0.00			

Normal Isochron		39(k)/36(a) ± 2σ	40(a+r)/36(a) ± 2σ	r.i.
13D05211	1.8 %	1214.92 ± 56.54	4298.06 ± 199.94	0.9989
13D05213	2.0 %	6081.79 ± 829.28	19418.69 ± 2647.69	0.9999
13D05214	2.2 %	9232.06 ± 1929.92	28850.51 ± 6030.94	1.0000
13D05215	2.4 %	17123.19 ± 3347.59	52850.70 ± 10332.11	1.0000
13D05217	2.7 %	21192.53 ± 4832.66	64983.98 ± 14818.45	1.0000
13D05218	3.0 %	25362.54 ± 4906.86	77410.68 ± 14976.22	1.0000
13D05219	3.3 %	36840.96 ± 9223.03	112025.72 ± 28044.95	1.0000
13D05221	3.6 %	42373.11 ± 7780.19	128450.85 ± 23584.51	1.0000
13D05222	3.9 %	48090.83 ± 13877.19	145413.53 ± 41960.41	1.0000
13D05223	4.2 % ✓	50153.25 ± 14776.43	151171.59 ± 44538.59	1.0000
13D05225	4.5 % ✓	44278.57 ± 12144.22	133528.31 ± 36622.23	1.0000
13D05226	4.9 % ✓	52118.32 ± 13309.50	157064.27 ± 40109.16	1.0000
13D05227	5.3 % ✓	72865.55 ± 19340.90	219418.42 ± 58240.16	1.0000
13D05229	5.7 % ✓	47158.28 ± 10142.96	142029.91 ± 30547.73	1.0000
13D05230	6.1 % ✓	41921.06 ± 9556.22	126391.62 ± 28811.47	1.0000
13D05231	6.5 % ✓	27815.46 ± 4814.38	83955.15 ± 14530.82	1.0000
13D05233	6.9 % ✓	15027.68 ± 2055.61	45517.72 ± 6226.02	1.0000
13D05234	7.3 % ✓	9541.72 ± 815.23	28975.03 ± 2475.31	0.9999
13D05235	7.8 % ✓	5668.57 ± 331.47	17348.63 ± 1014.24	0.9997
13D05237	8.4 % ✓	4883.05 ± 293.45	14990.41 ± 900.66	0.9997
13D05238	9.2 % ✓	4600.73 ± 213.85	14136.38 ± 656.85	0.9996
13D05239	10.2 % ✓	3089.96 ± 204.67	9585.42 ± 634.80	0.9997
13D05241	11.7 % ✓	2462.23 ± 389.31	7706.98 ± 1218.52	0.9998
13D05242	13.7 % ✓	3483.53 ± 1642.38	10935.20 ± 5155.60	0.9999
13D05243	16.2 % ✓	2523.02 ± 1067.40	7906.99 ± 3345.17	0.9998
13D05245	19.0 % ✓	1110.12 ± 415.29	3644.79 ± 1363.44	0.9990
13D05246	21.0 % ✓	740.12 ± 327.14	2542.73 ± 1123.66	0.9977

Results	40(a)/36(a) ± 2σ	40(r)/39(k) ± 2σ	Age ± 2σ (Ma)	MSWD
Normal Isochron	301.60 ± 15.62 ± 5.18%	3.00705 ± 0.00173 ± 0.06%	9.33 ± 0.02 ± 0.26%	0.35 99%
			Full External Error ± 0.21 Analytical Error ± 0.01	
Statistics	2σ Confidence Limit Error Magnification Number of Data Points	1.71 1.0000 18	Convergence Number of Iterations Calculated Line	0.00000014147 1 Weighted York-2

Inverse Isochron		39(k)/40(a+r) ± 2σ	36(a)/40(a+r) ± 2σ	r.i.
13D05211	1.8 %	0.2826665 ± 0.0006037	0.00023266 ± 0.00001082	0.0125
13D05213	2.0 %	0.3131927 ± 0.0005514	0.00005150 ± 0.00000702	0.0028
13D05214	2.2 %	0.3199963 ± 0.0005700	0.00003466 ± 0.00000725	0.0020
13D05215	2.4 %	0.3239918 ± 0.0004604	0.00001892 ± 0.00000370	0.0007
13D05217	2.7 %	0.3261193 ± 0.0004602	0.00001539 ± 0.00000351	0.0006
13D05218	3.0 %	0.3276362 ± 0.0004382	0.00001292 ± 0.00000250	0.0004
13D05219	3.3 %	0.3288616 ± 0.0004368	0.00000893 ± 0.00000223	0.0002
13D05221	3.6 %	0.3298780 ± 0.0004254	0.00000779 ± 0.00000143	0.0002
13D05222	3.9 %	0.3307177 ± 0.0004351	0.00000688 ± 0.00000198	0.0002
13D05223	4.2 % ✓	0.3317638 ± 0.0004338	0.00000661 ± 0.00000195	0.0002
13D05225	4.5 % ✓	0.3316043 ± 0.0004345	0.00000749 ± 0.00000205	0.0002
13D05226	4.9 % ✓	0.3318280 ± 0.0004298	0.00000637 ± 0.00000163	0.0001
13D05227	5.3 % ✓	0.3320849 ± 0.0004246	0.00000456 ± 0.00000121	0.0001
13D05229	5.7 % ✓	0.3320306 ± 0.0004293	0.00000704 ± 0.00000151	0.0002
13D05230	6.1 % ✓	0.3316760 ± 0.0004305	0.00000791 ± 0.00000180	0.0002
13D05231	6.5 % ✓	0.3313133 ± 0.0004371	0.00001191 ± 0.00000206	0.0003
13D05233	6.9 % ✓	0.3301502 ± 0.0004509	0.00002197 ± 0.00000301	0.0007
13D05234	7.3 % ✓	0.3293086 ± 0.0004473	0.00003451 ± 0.00000295	0.0011
13D05235	7.8 % ✓	0.3267443 ± 0.0004517	0.00005764 ± 0.00000337	0.0020
13D05237	8.4 % ✓	0.3257451 ± 0.0004628	0.00006671 ± 0.00000401	0.0024
13D05238	9.2 % ✓	0.3254529 ± 0.0004438	0.00007074 ± 0.00000329	0.0021
13D05239	10.2 % ✓	0.3223602 ± 0.0005374	0.00010433 ± 0.00000691	0.0051
13D05241	11.7 % ✓	0.3194805 ± 0.0011115	0.00012975 ± 0.00002051	0.0094
13D05242	13.7 % ✓	0.3185608 ± 0.0022698	0.00009145 ± 0.00004311	0.0075
13D05243	16.2 % ✓	0.3190877 ± 0.0027830	0.00012647 ± 0.00005351	0.0103
13D05245	19.0 % ✓	0.3045775 ± 0.0051699	0.00027436 ± 0.00010263	0.0218
13D05246	21.0 % ✓	0.2910718 ± 0.0087159	0.00039328 ± 0.00017379	0.0307

Results	40(a)/36(a) ± 2σ	40(r)/39(k) ± 2σ	Age ± 2σ (Ma)	MSWD
Inverse Isochron	300.32 ± 15.56 ± 5.18%	3.00746 ± 0.00171 ± 0.06%	9.33 ± 0.02 ± 0.26%	0.46 97%
			Full External Error ± 0.21 Analytical Error ± 0.01	
Statistics	2σ Confidence Limit Error Magnification Number of Data Points Spreading Factor	1.71 1.0000 18 12.3%	Convergence Number of Iterations Calculated Line	0.0000954868 3 Weighted York-2

Degassing Patterns		36Ar(a) [fA]	%1σ	36Ar(c) [fA]	%1σ	36Ar(ca) [fA]	%1σ	36Ar(cl) [fA]	%1σ	37Ar(ca) [fA]	%1σ	38Ar(a) [fA]	%1σ	38Ar(c) [fA]	%1σ	38Ar(k) [fA]	%1σ	38Ar(ca) [fA]	%1σ	38Ar(cl) [fA]	%1σ	39Ar(k) [fA]	%1σ	39Ar(ca) [fA]	%1σ	40Ar(r) [fA]	%1σ	40Ar(a) [fA]	%1σ	40Ar(c) [fA]	%1σ	40Ar(k) [fA]	%1σ	
13D05211	1.8 %	0.0482060	2.33	0.0000000	0.00	0.0015027	16.05	0.0000022	422.67	5.64302	16.05	0.0090097	2.33	0.0000000	0.00	0.704611	0.18	0.0004052	20.54	0.0089958	422.67	58.5663	0.09	0.0038124	16.10	192.947	0.18	14.24488	2.33	0.0000000	0.00	0.223899	2.66	
13D05213	2.0 %	0.0149141	6.82	0.0000000	0.00	0.0021136	11.54	0.0000048	205.91	7.93678	11.54	0.0027874	6.82	0.0000000	0.00	1.091264	0.18	0.0005699	17.25	0.0190950	205.92	90.7044	0.08	0.0053621	11.62	285.205	0.11	4.40711	6.82	0.0000000	0.00	0.346763	2.66	
13D05214	2.2 %	0.0095968	10.45	0.0000000	0.00	0.0019110	12.02	0.0000095	98.03	7.17611	12.02	0.0017936	10.45	0.0000000	0.00	1.065924	0.18	0.0005152	17.57	0.0380523	98.03	88.5981	0.08	0.0048482	12.09	274.036	0.12	2.83585	10.45	0.0000000	0.00	0.338711	2.66	
13D05215	2.4 %	0.0108585	9.77	0.0000000	0.00	0.0037584	6.25	0.0000000	0.00	14.11353	6.25	0.0020295	9.77	0.0000000	0.00	2.236953	0.17	0.0010134	14.26	0.0000000	0.00	185.9324	0.07	0.0095351	6.39	570.671	0.06	3.20869	9.77	0.0000000	0.00	0.710820	2.66	
13D05217	2.7 %	0.0091756	11.40	0.0000000	0.00	0.0037331	6.30	0.0000026	368.29	14.01858	6.30	0.0017149	11.40	0.0000000	0.00	2.339478	0.17	0.0010065	14.28	0.0105252	368.29	194.4541	0.07	0.0094709	6.44	593.556	0.06	2.71139	11.40	0.0000000	0.00	0.743398	2.66	
13D05218	3.0 %	0.0105879	9.67	0.0000000	0.00	0.0048563	4.97	0.0000000	0.00	18.23608	4.96	0.0019789	9.67	0.0000000	0.00	3.230753	0.17	0.0013094	13.75	0.0000000	0.00	268.5357	0.06	0.0123203	5.14	816.487	0.04	3.12872	9.67	0.0000000	0.00	1.026612	2.66	
13D05219	3.3 %	0.0084210	12.52	0.0000000	0.00	0.0059630	4.02	0.0000000	0.00	22.39197	4.02	0.0015739	12.52	0.0000000	0.00	3.732459	0.17	0.0016077	13.44	0.0000000	0.00	310.2368	0.06	0.0151280	4.23	940.877	0.04	2.48840	12.52	0.0000000	0.00	1.186035	2.66	
13D05221	3.6 %	0.0119760	9.18	0.0000000	0.00	0.0097821	2.61	0.0000000	0.00	36.73342	2.60	0.0022383	9.18	0.0000000	0.00	6.105261	0.17	0.0026375	13.08	0.0000000	0.00	507.4608	0.06	0.0248171	2.92	1534.790	0.02	3.53891	9.18	0.0000000	0.00	1.940023	2.66	
13D05222	3.9 %	0.0074724	14.43	0.0000000	0.00	0.0068875	3.42	0.0000000	0.00	25.86384	3.42	0.0013966	14.43	0.0000000	0.00	4.323402	0.17	0.0018570	13.27	0.0000000	0.00	359.3552	0.06	0.0174736	3.67	1084.384	0.03	2.20810	14.43	0.0000000	0.00	1.373815	2.66	
13D05223	4.2 %	✓ 0.0072437	14.73	0.0000000	0.00	0.0068978	3.41	0.0000000	0.00	25.90223	3.40	0.0013538	14.73	0.0000000	0.00	4.370810	0.17	0.0018598	13.26	0.0000000	0.00	363.2957	0.06	0.0174995	3.65	1092.903	0.03	2.14052	14.73	0.0000000	0.00	1.388879	2.66	
13D05225	4.5 %	✓ 0.0078387	13.71	0.0000000	0.00	0.0069274	3.36	0.0000000	0.00	26.01349	3.36	0.0014650	13.71	0.0000000	0.00	4.175772	0.17	0.0018678	13.25	0.0000000	0.00	347.0844	0.06	0.0175747	3.61	1044.366	0.03	2.31632	13.71	0.0000000	0.00	1.326904	2.66	
13D05226	4.9 %	✓ 0.0082570	12.77	0.0000000	0.00	0.0084979	2.77	0.0000000	0.00	31.91085	2.76	0.0015432	12.77	0.0000000	0.00	5.177430	0.17	0.0022912	13.11	0.0000000	0.00	430.3408	0.06	0.0215590	3.06	1294.439	0.03	2.43994	12.77	0.0000000	0.00	1.645193	2.66	
13D05227	5.3 %	✓ 0.0087319	13.27	0.0000000	0.00	0.0132444	1.87	0.0000000	0.00	49.73485	1.87	0.0016320	13.27	0.0000000	0.00	7.654742	0.17	0.0035710	12.95	0.0000000	0.00	636.2515	0.06	0.0336009	2.29	1913.350	0.02	2.58026	13.27	0.0000000	0.00	2.432390	2.66	
13D05229	5.7 %	✓ 0.0097084	10.75	0.0000000	0.00	0.0097064	2.45	0.0000000	0.00	36.44896	2.45	0.0018145	10.75	0.0000000	0.00	5.508159	0.17	0.0026170	13.05	0.0000000	0.00	457.8305	0.06	0.0246249	2.78	1376.012	0.02	2.86883	10.75	0.0000000	0.00	1.750286	2.66	
13D05230	6.1 %	✓ 0.0092982	11.40	0.0000000	0.00	0.0083090	2.96	0.0000000	0.00	31.20173	2.96	0.0017378	11.40	0.0000000	0.00	4.689563	0.17	0.0022403	13.16	0.0000000	0.00	389.7900	0.06	0.0210799	3.24	1172.466	0.03	2.74761	11.40	0.0000000	0.00	1.490167	2.66	
13D05231	6.5 %	✓ 0.0127013	8.65	0.0000000	0.00	0.0080873	2.95	0.0000000	0.00	30.36896	2.94	0.0023739	8.65	0.0000000	0.00	4.250453	0.17	0.0021805	13.15	0.0000000	0.00	353.2918	0.06	0.0205173	3.22	1062.584	0.03	3.75323	8.65	0.0000000	0.00	1.350634	2.66	
13D05233	6.9 %	✓ 0.0153483	6.84	0.0000000	0.00	0.0052741	4.49	0.0000000	0.00	19.80509	4.49	0.0028686	6.84	0.0000000	0.00	2.774949	0.17	0.0014220	13.58	0.0000000	0.00	230.6499	0.07	0.0133803	4.68	694.086	0.05	4.53543	6.84	0.0000000	0.00	0.881775	2.66	
13D05234	7.3 %	✓ 0.0251973	4.27	0.0000000	0.00	0.0057640	4.13	0.0000072	127.27	21.64474	4.12	0.0047094	4.27	0.0000000	0.00	2.892565	0.17	0.0015541	13.47	0.0289512	127.27	240.4260	0.07	0.0146232	4.33	722.648	0.05	7.44581	4.27	0.0000000	0.00	0.919149	2.66	
13D05235	7.8 %	✓ 0.0370884	2.92	0.0000000	0.00	0.0054832	4.34	0.0000052	186.97	20.59029	4.34	0.0069318	2.92	0.0000000	0.00	2.529373	0.17	0.0014784	13.53	0.0207234	186.97	210.2380	0.07	0.0139108	4.54	632.473	0.05	10.95962	2.92	0.0000000	0.00	0.803740	2.66	
13D05237	8.4 %	✓ 0.0371926	3.00	0.0000000	0.00	0.0048387	4.95	0.0000000	0.00	18.17029	4.95	0.0069513	3.00	0.0000000	0.00	2.184993	0.17	0.0013046	13.74	0.0000000	0.00	181.6136	0.07	0.0122758	5.12	546.542	0.06	10.99042	3.00	0.0000000	0.00	0.694309	2.66	
13D05238	9.2 %	✓ 0.0491892	2.32	0.0000000	0.00	0.0059871	4.13	0.0000079	128.11	22.48239	4.13	0.0091935	2.32	0.0000000	0.00	2.722689	0.17	0.0016142	13.47	0.0314720	128.11	226.3061	0.07	0.0151891	4.34	680.822	0.05	14.53541	2.32	0.0000000	0.00	0.865168	2.66	
13D05239	10.2 %	✓ 0.0333724	3.31	0.0000000	0.00	0.0029765	7.70	0.0000016	592.69	11.17726	7.70	0.0062373	3.31	0.0000000	0.00	1.240628	0.18	0.0008025	14.95	0.0064509	592.70	103.1193	0.07	0.0075514	7.81	310.027	0.11	9.86153	3.31	0.0000000	0.00	0.394225	2.66	
13D05241	11.7 %	✓ 0.0131042	7.90	0.0000000	0.00	0.0011892	19.39	0.0000000	0.00	4.46556	19.39	0.0024492	7.90	0.0000000	0.00	0.388187	0.21	0.0003206	23.25	0.0000000	0.00	32.2656	0.13	0.0030169	19.44	97.122	0.34	3.87229	7.90	0.0000000	0.00	0.123351	2.66	
13D05242	13.7 %	✓ 0.0041848	23.57	0.0000000	0.00	0.0004175	52.74	0.0000115	85.02	1.56765	52.74	0.0007821	23.57	0.0000000	0.00	0.175388	0.30	0.0001126	54.28	0.0461914	85.03	14.5780	0.25	0.0010591	52.76	44.525	0.70	1.23662	23.57	0.0000000	0.00	0.055732	2.67	
13D05243	16.2 %	✓ 0.0046794	21.15	0.0000000	0.00	0.0004206	54.42	0.0000000	0.00	1.57955	54.42	0.0008746	21.15	0.0000000	0.00	0.142040	0.35	0.0001134	55.91	0.0000000	0.00	11.8062	0.31	0.0010671	54.43	35.617	0.88	1.38276	21.15	0.0000000	0.00	0.045135	2.68	
13D05245	19.0 %	✓ 0.0052878	18.69	0.0000000	0.00	0.0002034	113.68	0.0000000	0.00	0.76386	113.68	0.0009883	18.69	0.0000000	0.00	0.070623	0.63	0.0000548	114.40	0.0000000	0.00	5.8701	0.61	0.0005161	113.68	17.710	1.77	1.56255	18.69	0.0000000	0.00	0.022441	2.73	
13D05246	21.0 %	✓ 0.0044288	22.07	0.0000000	0.00	0.0001585	145.01	0.0000000	0.00	0.59528	145.01	0.0008277	22.07	0.0000000	0.00	0.039436	1.12	0.0000427	145.57	0.0000000	0.00	3.2778	1.11	0.0004022	145.01	9.953	3.12	1.30872	22.07	0.0000000	0.00	0.012531	2.88	
Σ		0.4240607	1.30	0.0000000	0.00	0.1341668	0.92	0.0000526	54.94	503.81807	0.92	0.0792569	1.30	0.0000000	0.00	75.817906	0.04	0.0361741	3.12	0.2104571	54.95	6301.8790	0.02	0.3403795	0.97	19040.597	0.01	125.30994	1.30	0.0000000	0.00	24.092083	0.63	
Σ							0.5582800	1.01	503.81807	0.92										76.143795	0.16			6302.2194	0.02						19189.999	0.01		

Additional Parameters		40Ar/39Ar	1σ	37Ar/39Ar	1σ	36Ar/39Ar	1σ	Time (days)	37Ar (decay)	39Ar (decay)	40Ar (moles)
13D05211	1.8 %	3.541330	0.003779	0.096346	0.015459	0.000849	0.000019	153.699	20.870213	1.00108597	9.956E-12
13D05213	2.0 %	3.196556	0.002811	0.087496	0.010098	0.000188	0.000011	153.716	20.877371	1.00108609	1.392E-11
13D05214	2.2 %	3.128688	0.002784	0.080992	0.009736	0.000130	0.000011	153.724	20.880808	1.00108615	1.331E-11
13D05215	2.4 %	3.090163	0.002193	0.075903	0.004745	0.000079	0.000006	153.733	20.884532	1.00108621	2.758E-11
13D05217	2.7 %	3.070036	0.002164	0.072088	0.004541	0.000066	0.000005	153.751	20.891695	1.00108634	2.866E-11
13D05218	3.0 %	3.055848	0.002041	0.067906	0.003371	0.000058	0.000004	153.759	20.895134	1.00108640	3.939E-11
13D05219	3.3 %	3.044468	0.002019	0.072173	0.002901	0.000046	0.000003	153.767	20.898573	1.00108645	4.534E-11
13D05221	3.6 %	3.035099	0.001954	0.072383	0.001883	0.000043	0.000002	153.785	20.905741	1.00108658	7.393E-11
13D05222	3.9 %	3.027402	0.001989	0.071969	0.002461	0.000040	0.000003	153.794	20.909469	1.00108664	5.222E-11
13D05223	4.2 %	✓ 3.017871	0.001970	0.071294	0.002428	0.000039	0.000003	153.802	20.912911	1.00108670	5.263E-11
13D05225	4.5 %	✓ 3.019312	0.001975	0.074945	0.002516	0.000043	0.000003	153.819	20.920084	1.00108682	5.030E-11
13D05226	4.9 %	✓ 3.017281	0.001951	0.074149	0.002048	0.000039	0.000002	153.828	20.923528	1.00108688	6.233E-11
13D05227	5.3 %	✓ 3.014942	0.001925	0.078164	0.001459	0.000035	0.000002	153.837	20.927259	1.00108694	9.208E-11
13D05229	5.7 %	✓ 3.015431	0.001946	0.079608	0.001949	0.000042	0.000002	153.854	20.934437	1.00108707	6.627E-11
13D05230	6.1 %	✓ 3.018651	0.001956	0.080043	0.002366	0.000045	0.000003	153.862	20.937883	1.00108713	5.648E-11
13D05231	6.5 %	✓ 3.021938	0.001990	0.085955	0.002529	0.000059	0.000003	153.871	20.941329	1.00108719	5.125E-11
13D05233	6.9 %	✓ 3.032572	0.002068	0.085861	0.003855	0.000089	0.000004	153.888	20.948512	1.00108731	3.358E-11
13D05234	7.3 %	✓ 3.040304	0.002062	0.090021	0.003712	0.000129	0.000004	153.897	20.952247	1.00108737	3.509E-11
13D05235	7.8 %	✓ 3.064117	0.002115	0.097932	0.004251	0.000203	0.000005	153.906	20.955696	1.00108743	3.092E-11
13D05237	8.4 %	✓ 3.073500	0.002181	0.100042	0.004954	0.000231	0.000006	153.923	20.962884	1.00108755	2.679E-11
13D05238	9.2 %	✓ 3.076257	0.002095	0.099338	0.004104	0.000244	0.000005	153.931	20.966335	1.00108761	3.342E-11
13D05239	10.2 %	✓ 3.105715	0.002586	0.108384	0.008347	0.000352	0.000010	153.940	20.970074	1.00108768	1.537E-11
13D05241	11.7 %	✓ 3.133612	0.005447	0.138387	0.026838	0.000443	0.000031	153.958	20.977266	1.00108780	4.854E-12
13D05242	13.7 %	✓ 3.142713	0.011188	0.107528	0.056710	0.000316	0.000066	153.966	20.980719	1.00108786	2.199E-12
13D05243	16.2 %	✓ 3.137474	0.013672	0.133778	0.072802	0.000432	0.000082	153.975	20.984460	1.00108792	1.778E-12
13D05245	19.0 %	✓ 3.287348	0.027883	0.130138	0.147937	0.000866	0.000164	153.992	20.991370	1.00108804	9.262E-13
13D05246	21.0 %	✓ 3.439824	0.051475	0.181629	0.263384	0.001303	0.000290	154.001	20.995113	1.00108810	5.411E-13

Procedure Blanks		36Ar ± 1σ (SE) [fA]	37Ar ± 1σ (SE) [fA]	38Ar ± 1σ (SE) [fA]	39Ar ± 1σ (SE) [fA]	40Ar ± 1σ (SE) [fA]
13D05211	1.8 %	0.0142354 ± 0.0008606	0.0093427 ± 0.0290528	0.0421266 ± 0.0263557	0.0412260 ± 0.0241355	3.9403383 ± 0.1101991
13D05213	2.0 %	0.0136774 ± 0.0008606	0.0160664 ± 0.0290528	0.0404582 ± 0.0263557	0.0456258 ± 0.0241355	3.9110363 ± 0.1101991
13D05214	2.2 %	0.0134927 ± 0.0008606	0.0162868 ± 0.0290528	0.0383054 ± 0.0263557	0.0462371 ± 0.0241355	3.8960316 ± 0.1101991
13D05215	2.4 %	0.0133447 ± 0.0008606	0.0149304 ± 0.0290528	0.0352991 ± 0.0263557	0.0461056 ± 0.0241355	3.8796014 ± 0.1101991
13D05217	2.7 %	0.0131884 ± 0.0008606	0.0092183 ± 0.0290528	0.0283548 ± 0.0263557	0.0443198 ± 0.0241355	3.8488146 ± 0.1101991
13D05218	3.0 %	0.0131628 ± 0.0008606	0.0056724 ± 0.0290528	0.0248110 ± 0.0263557	0.0430738 ± 0.0241355	3.8349644 ± 0.1101991
13D05219	3.3 %	0.0131632 ± 0.0008606	0.0019637 ± 0.0290528	0.0213140 ± 0.0263557	0.0417582 ± 0.0241355	3.8220212 ± 0.1101991
13D05221	3.6 %	0.0132289 ± 0.0008606	0.0053327 ± 0.0290528	0.0146603 ± 0.0263557	0.0392833 ± 0.0241355	3.7987834 ± 0.1101991
13D05222	3.9 %	0.0132886 ± 0.0008606	0.0084694 ± 0.0290528	0.0117505 ± 0.0263557	0.0383603 ± 0.0241355	3.7890576 ± 0.1101991
13D05223	4.2 %	0.0133542 ± 0.0008606	0.0107611 ± 0.0290528	0.0094980 ± 0.0263557	0.0378369 ± 0.0241355	3.7816885 ± 0.1101991
13D05225	4.5 %	0.0135091 ± 0.0008606	0.0132509 ± 0.0290528	0.0063357 ± 0.0263557	0.0379903 ± 0.0241355	3.7716682 ± 0.1101991
13D05226	4.9 %	0.0135865 ± 0.0008606	0.0132305 ± 0.0290528	0.0056004 ± 0.0263557	0.0387302 ± 0.0241355	3.7695257 ± 0.1101991
13D05227	5.3 %	0.0136686 ± 0.0008606	0.0122900 ± 0.0290528	0.0053800 ± 0.0263557	0.0400418 ± 0.0241355	3.7691873 ± 0.1101991
13D05229	5.7 %	0.0138122 ± 0.0008606	0.0079253 ± 0.0290528	0.0065352 ± 0.0263557	0.0440159 ± 0.0241355	3.7742436 ± 0.1101991
13D05230	6.1 %	0.0138707 ± 0.0008606	0.0047777 ± 0.0290528	0.0077341 ± 0.0263557	0.0465438 ± 0.0241355	3.7792279 ± 0.1101991
13D05231	6.5 %	0.0139207 ± 0.0008606	0.0010899 ± 0.0290528	0.0092635 ± 0.0263557	0.0494115 ± 0.0241355	3.7857575 ± 0.1101991
13D05233	6.9 %	0.0139927 ± 0.0008606	0.0076708 ± 0.0290528	0.0131212 ± 0.0263557	0.0561786 ± 0.0241355	3.8037923 ± 0.1101991
13D05234	7.3 %	0.0140115 ± 0.0008606	0.0123524 ± 0.0290528	0.0152242 ± 0.0263557	0.0599134 ± 0.0241355	3.8151711 ± 0.1101991
13D05235	7.8 %	0.0140169 ± 0.0008606	0.0164219 ± 0.0290528	0.0170355 ± 0.0263557	0.0633389 ± 0.0241355	3.8266210 ± 0.1101991
13D05237	8.4 %	0.0139921 ± 0.0008606	0.0229038 ± 0.0290528	0.0197140 ± 0.0263557	0.0698344 ± 0.0241355	3.8523922 ± 0.1101991
13D05238	9.2 %	0.0139635 ± 0.0008606	0.0244028 ± 0.0290528	0.0201040 ± 0.0263557	0.0723355 ± 0.0241355	3.8651447 ± 0.1101991
13D05239	10.2 %	0.0139216 ± 0.0008606	0.0242981 ± 0.0290528	0.0195621 ± 0.0263557	0.0743335 ± 0.0241355	3.8787876 ± 0.1101991
13D05241	11.7 %	0.0138138 ± 0.0008606	0.0172278 ± 0.0290528	0.0146832 ± 0.0263557	0.0752313 ± 0.0241355	3.9030217 ± 0.1101991
13D05242	13.7 %	0.0137526 ± 0.0008606	0.0096930 ± 0.0290528	0.0100281 ± 0.0263557	0.0738419 ± 0.0241355	3.9129493 ± 0.1101991
13D05243	16.2 %	0.0136820 ± 0.0008606	0.0022430 ± 0.0290528	0.0028783 ± 0.0263557	0.0706495 ± 0.0241355	3.9218423 ± 0.1101991
13D05245	19.0 %	0.0135493 ± 0.0008606	0.0367684 ± 0.0290528	0.0172892 ± 0.0263557	0.0591009 ± 0.0241355	3.9313690 ± 0.1101991
13D05246	21.0 %	0.0134819 ± 0.0008606	0.0635284 ± 0.0290528	0.0327050 ± 0.0263557	0.0491617 ± 0.0241355	3.9317249 ± 0.1101991

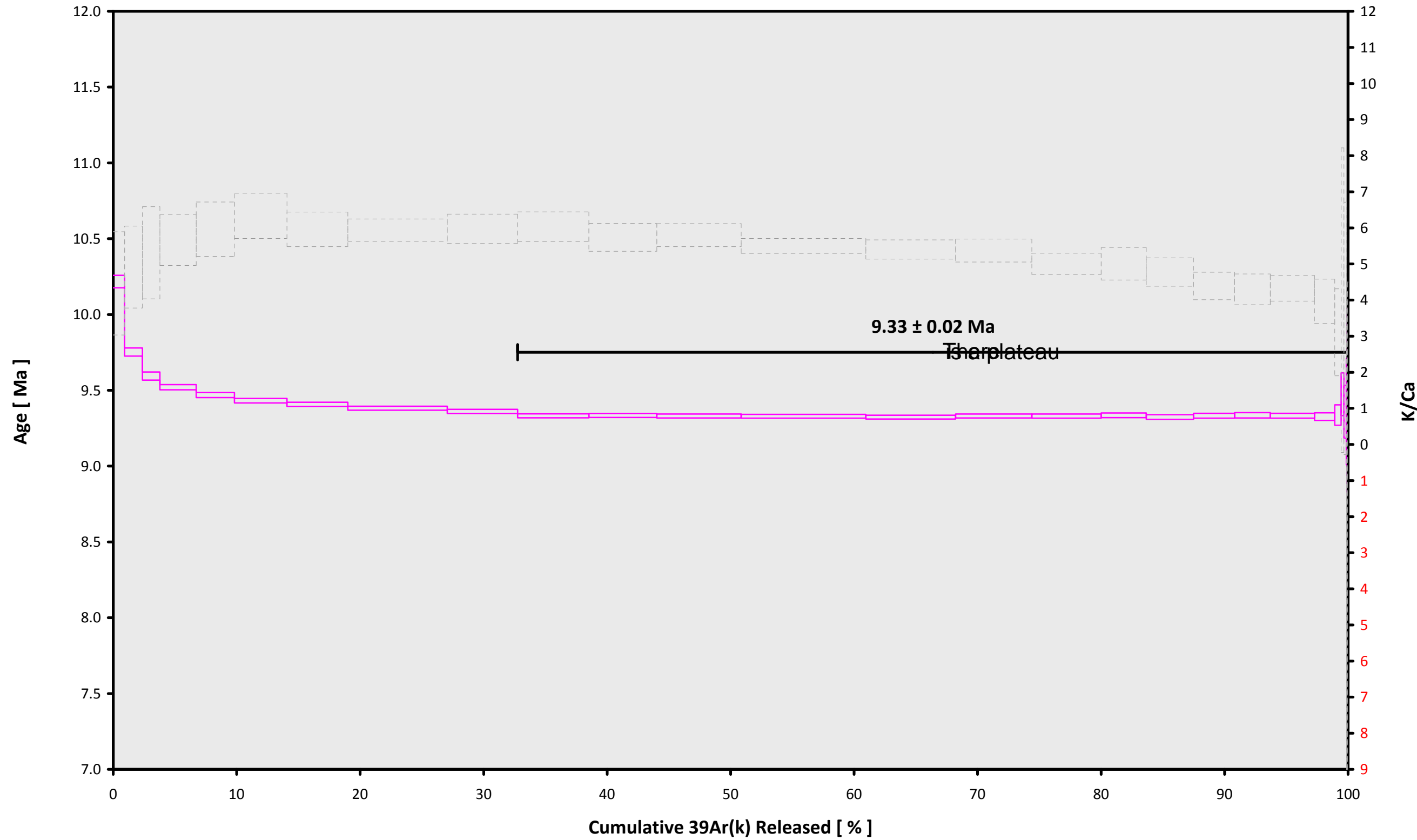
Intercept Values		36Ar ± 1σ (SE) [fA]	r2	Regression (type,n)	37Ar ± 1σ (SE) [fA]	r2	Regression (type,n)	38Ar ± 1σ (SE) [fA]	r2	Regression (type,n)	39Ar ± 1σ (SE) [fA]	r2	Regression (type,n)	40Ar ± 1σ (SE) [fA]	r2	Regression (type,n)
13D05211	1.8 %	0.0623128 ± 0.0006043	0.1852	EXP 150 of 150	0.2561751 ± 0.0311340	0.0490	EXP 150 of 150	0.6722051 ± 0.0267192	0.0362	EXP 150 of 150	58.1968245 ± 0.0299364	0.9941	EXP 150 of 150	211.792115 ± 0.035461	0.9990	EXP 150 of 150
13D05213	2.0 %	0.0301501 ± 0.0004109	0.6603	EXP 150 of 150	0.3572502 ± 0.0317637	0.0214	EXP 150 of 150	1.0598724 ± 0.0284361	0.0467	EXP 150 of 150	90.1133604 ± 0.0342936	0.9968	EXP 150 of 150	294.478849 ± 0.042576	0.9994	EXP 150 of 150
13D05214	2.2 %	0.0246315 ± 0.0003876	0.7278	EXP 150 of 150	0.3211954 ± 0.0282701	0.0072	EXP 150 of 150	1.0546828 ± 0.0256501	0.0931	EXP 150 of 150	88.0220926 ± 0.0326423	0.9970	EXP 150 of 150	281.689306 ± 0.048125	0.9991	EXP 150 of 150
13D05215	2.4 %	0.0274813 ± 0.0005101	0.7560	EXP 150 of 150	0.6486903 ± 0.0294376	0.0269	EXP 150 of 150	2.1453593 ± 0.0291893	0.1352	EXP 150 of 150	184.6720110 ± 0.0405603	0.9989	EXP 150 of 150	579.677281 ± 0.058720	0.9997	EXP 150 of 150
13D05217	2.7 %	0.0256755 ± 0.0004799	0.7983	EXP 150 of 150	0.6497116 ± 0.0294778	0.0131	EXP 150 of 150	2.2960915 ± 0.0273347	0.2564	EXP 150 of 150	193.1315679 ± 0.0414539	0.9990	EXP 150 of 150	602.113143 ± 0.059217	0.9998	EXP 150 of 150
13D05218	3.0 %	0.0280995 ± 0.0004298	0.8856	EXP 150 of 150	0.8513563 ± 0.0308037	0.0005	EXP 150 of 150	3.0832962 ± 0.0284482	0.2031	EXP 150 of 150	266.6903490 ± 0.0394334	0.9995	EXP 150 of 150	826.200652 ± 0.067610	0.9998	EXP 150 of 150
13D05219	3.3 %	0.0270745 ± 0.0004936	0.8850	EXP 150 of 150	1.0502031 ± 0.0303121	0.0273	EXP 150 of 150	3.5805931 ± 0.0301587	0.3413	EXP 150 of 150	308.0977632 ± 0.0473565	0.9995	EXP 150 of 150	950.357885 ± 0.068897	0.9999	EXP 150 of 150
13D05221	3.6 %	0.0342720 ± 0.0005713	0.9087	EXP 150 of 150	1.7307922 ± 0.0332073	0.0571	EXP 150 of 150	5.8980300 ± 0.0252804	0.6465	EXP 150 of 150	503.9329711 ± 0.0554977	0.9997	EXP 150 of 150	1547.302987 ± 0.096438	0.9999	EXP 150 of 150
13D05222	3.9 %	0.0271767 ± 0.0005416	0.8867	EXP 150 of 150	1.2231412 ± 0.0291146	0.0230	EXP 150 of 150	4.2074080 ± 0.0280349	0.3684	EXP 150 of 150	356.8673554 ± 0.0511085	0.9995	EXP 150 of 150	1094.039815 ± 0.076362	0.9999	EXP 150 of 150
13D05223	4.2 %	0.0270310 ± 0.0005211	0.8924	EXP 150 of 150	1.2270359 ± 0.0289337	0.0127	EXP 150 of 150	4.2586875 ± 0.0275366	0.4116	EXP 150 of 150	360.7794701 ± 0.0450746	0.9997	EXP 150 of 150	1102.516905 ± 0.076933	0.9999	EXP 150 of 150
13D05225	4.5 %	0.0277899 ± 0.0005369	0.8801	EXP 150 of 150	1.2343313 ± 0.0283183	0.0387	EXP 149 of 150	4.0243812 ± 0.0302669	0.3322	EXP 150 of 150	344.6831013 ± 0.0416024	0.9997	EXP 150 of 150	1053.982158 ± 0.083798	0.9998	EXP 150 of 150
13D05226	4.9 %	0.0297907 ± 0.0004957	0.9197	EXP 150 of 150	1.5108879 ± 0.0285652	0.0120	EXP 150 of 150	5.0338707 ± 0.0251648	0.5938	EXP 150 of 150	427.3548945 ± 0.0481183	0.9997	EXP 150 of 150	1305.021333 ± 0.081927	0.9999	EXP 150 of 150
13D05227	5.3 %	0.0349226 ± 0.0006746	0.9201	EXP 150 of 150	2.3460567 ± 0.0304696	0.1355	EXP 150 of 150	7.4665692 ± 0.0280262	0.6957	EXP 150 of 150	631.8213377 ± 0.0593345	0.9998	EXP 150 of 150	1926.161042 ± 0.099992	0.9999	EXP 150 of 150
13D05229	5.7 %	0.0325889 ± 0.0004730	0.9312	EXP 149 of 150	1.7176764 ± 0.0289885	0.0839	EXP 150 of 150	5.3172910 ± 0.0291432	0.5186	EXP 150 of 150	454.6582664 ± 0.0500620	0.9997	EXP 150 of 150	1387.304887 ± 0.089114	0.9999	EXP 150 of 150
13D05230	6.1 %	0.0308993 ± 0.0005015	0.9207	EXP 150 of 150	1.4681504 ± 0.0312691	0.0182	EXP 150 of 150	4.5576891 ± 0.0253425	0.5095	EXP 150 of 150	387.0983052 ± 0.0417781	0.9997	EXP 150 of 150	1182.954133 ± 0.078696	0.9999	EXP 150 of 150
13D05231	6.5 %	0.0340261 ± 0.0005777	0.8674	EXP 150 of 150	1.4251707 ± 0.0294135	0.1217	EXP 150 of 150	4.1417063 ± 0.0303950	0.4090	EXP 150 of 150	350.8607474 ± 0.0490561	0.9996	EXP 150 of 150	1073.716260 ± 0.093911	0.9998	EXP 150 of 150
13D05233	6.9 %	0.0339375 ± 0.0004847	0.8185	EXP 150 of 150	0.9207237 ± 0.0295552	0.0066	EXP 150 of 150	2.6955059 ± 0.0283248	0.1967	EXP 149 of 150	229.0866892 ± 0.0403189	0.9993	EXP 150 of 150	704.776022 ± 0.058959	0.9998	EXP 150 of 150
13D05234	7.3 %	0.0439623 ± 0.0005330	0.7797	EXP 150 of 150	1.0020979 ± 0.0297079	0.0054	EXP 150 of 150	2.8773660 ± 0.0243420	0.3135	EXP 150 of 150	238.7985173 ± 0.0408011	0.9994	EXP 150 of 150	736.363166 ± 0.060353	0.9998	EXP 150 of 150
13D05235	7.8 %	0.0551945 ± 0.0005427	0.6928	EXP 150 of 150	0.9484494 ± 0.0298094	0.0252	EXP 150 of 150	2.5107202 ± 0.0272339	0.2568	EXP 150 of 150	208.8269185 ± 0.0382501	0.9993	EXP 150 of 150	649.416348 ± 0.061957	0.9998	EXP 150 of 150
13D05237	8.4 %	0.0546422 ± 0.0006021	0.6289	EXP 150 of 150	0.8282733 ± 0.0302617	0.0106	EXP 150 of 150	2.1459477 ± 0.0247462	0.1271	EXP 149 of 150	180.4099727 ± 0.0379651	0.9990	EXP 150 of 150	563.251992 ± 0.058950	0.9997	EXP 150 of 150
13D05238	9.2 %	0.0673342 ± 0.0006364	0.6472	EXP 150 of 150	1.0285988 ± 0.0319813	0.0088	EXP 150 of 150	2.7116321 ± 0.0292969	0.2659	EXP 150 of 150	224.7915392 ± 0.0381257	0.9994	EXP 150 of 150	701.550193 ± 0.058966	0.9998	EXP 150 of 150
13D05239	10.2 %	0.0490775 ± 0.0005867	0.4341	EXP 150 of 150	0.4991147 ± 0.0278269	0.0092	EXP 150 of 150	1.2194829 ± 0.0269254	0.0644	EXP 150 of 150	102.4711059 ± 0.0335950	0.9976	EXP 150 of 150	324.834018 ± 0.046540	0.9994	EXP 150 of 150
13D05241	11.7 %	0.0276375 ± 0.0004604	0.4422	EXP 150 of 150	0.1918155 ± 0.0282559	0.0096	EXP 150 of 150	0.3544445 ± 0.0278135	0.0013	EXP 150 of 150	32.1153798 ± 0.0280703	0.9829	EXP 150 of 150	105.232622 ± 0.033927	0.9942	EXP 150 of 150
13D05242	13.7 %	0.0182148 ± 0.0003522	0.6228	EXP 150 of 150	0.0636805 ± 0.0255590	0.0277	EXP 149 of 150	0.2097719 ± 0.0284651	0.0072	EXP 150 of 150	14.5496898 ± 0.0261072	0.9240	EXP 150 of 150	49.826976 ± 0.032112	0.8509	EXP 150 of 150
13D05243	16.2 %	0.0186144 ± 0.0003557	0.5825	EXP 150 of 150	0.0761601 ± 0.0278182	0.0020	EXP 150 of 150	0.1316357 ± 0.0267642	0.0002	EXP 150 of 150	11.7943087 ± 0.0259423	0.8856	EXP 150 of 150	41.044580 ± 0.029956	0.2704	EXP 149 of 150
13D05245	19.0 %	0.0184666 ± 0.0003511	0.5240	EXP 150 of 150	0.0010345 ± 0.0283892	0.0236	EXP 149 of 150	0.0735391 ± 0.0275206	0.0015	EXP 150 of 150	5.8871428 ± 0.0259702	0.6113	EXP 150 of 150	23.267302 ± 0.027792	0.9175	EXP 150 of 150
13D05246	21.0 %	0.0176119 ± 0.0003220	0.5677	EXP 150 of 150	0.0356857 ± 0.0280353	0.0038	EXP 150 of 150	0.0178935 ± 0.0249683	0.0479	EXP 150 of 150	3.3033934 ± 0.0266754	0.2526	EXP 150 of 150	15.229201 ± 0.028129	0.9604	EXP 150 of 150

Project Info		Analyst	Irradiation	X-pos	Y-pos	Z/H-pos	Project	Experiment	Nmb
13D05211	1.8 %	Susan Schnur	13-OSU-05			28.96	Walvis Ridge\MV1203 (13-INT-04)	13D05210	01
13D05213	2.0 %	Susan Schnur	13-OSU-05			28.96	Walvis Ridge\MV1203 (13-INT-04)	13D05210	01
13D05214	2.2 %	Susan Schnur	13-OSU-05			28.96	Walvis Ridge\MV1203 (13-INT-04)	13D05210	01
13D05215	2.4 %	Susan Schnur	13-OSU-05			28.96	Walvis Ridge\MV1203 (13-INT-04)	13D05210	01
13D05217	2.7 %	Susan Schnur	13-OSU-05			28.96	Walvis Ridge\MV1203 (13-INT-04)	13D05210	01
13D05218	3.0 %	Susan Schnur	13-OSU-05			28.96	Walvis Ridge\MV1203 (13-INT-04)	13D05210	01
13D05219	3.3 %	Susan Schnur	13-OSU-05			28.96	Walvis Ridge\MV1203 (13-INT-04)	13D05210	01
13D05221	3.6 %	Susan Schnur	13-OSU-05			28.96	Walvis Ridge\MV1203 (13-INT-04)	13D05210	01
13D05222	3.9 %	Susan Schnur	13-OSU-05			28.96	Walvis Ridge\MV1203 (13-INT-04)	13D05210	01
13D05223	4.2 %	Susan Schnur	13-OSU-05			28.96	Walvis Ridge\MV1203 (13-INT-04)	13D05210	01
13D05225	4.5 %	Susan Schnur	13-OSU-05			28.96	Walvis Ridge\MV1203 (13-INT-04)	13D05210	01
13D05226	4.9 %	Susan Schnur	13-OSU-05			28.96	Walvis Ridge\MV1203 (13-INT-04)	13D05210	01
13D05227	5.3 %	Susan Schnur	13-OSU-05			28.96	Walvis Ridge\MV1203 (13-INT-04)	13D05210	01
13D05229	5.7 %	Susan Schnur	13-OSU-05			28.96	Walvis Ridge\MV1203 (13-INT-04)	13D05210	01
13D05230	6.1 %	Susan Schnur	13-OSU-05			28.96	Walvis Ridge\MV1203 (13-INT-04)	13D05210	01
13D05231	6.5 %	Susan Schnur	13-OSU-05			28.96	Walvis Ridge\MV1203 (13-INT-04)	13D05210	01
13D05233	6.9 %	Susan Schnur	13-OSU-05			28.96	Walvis Ridge\MV1203 (13-INT-04)	13D05210	01
13D05234	7.3 %	Susan Schnur	13-OSU-05			28.96	Walvis Ridge\MV1203 (13-INT-04)	13D05210	01
13D05235	7.8 %	Susan Schnur	13-OSU-05			28.96	Walvis Ridge\MV1203 (13-INT-04)	13D05210	01
13D05237	8.4 %	Susan Schnur	13-OSU-05			28.96	Walvis Ridge\MV1203 (13-INT-04)	13D05210	01
13D05238	9.2 %	Susan Schnur	13-OSU-05			28.96	Walvis Ridge\MV1203 (13-INT-04)	13D05210	01
13D05239	10.2 %	Susan Schnur	13-OSU-05			28.96	Walvis Ridge\MV1203 (13-INT-04)	13D05210	01
13D05241	11.7 %	Susan Schnur	13-OSU-05			28.96	Walvis Ridge\MV1203 (13-INT-04)	13D05210	01
13D05242	13.7 %	Susan Schnur	13-OSU-05			28.96	Walvis Ridge\MV1203 (13-INT-04)	13D05210	01
13D05243	16.2 %	Susan Schnur	13-OSU-05			28.96	Walvis Ridge\MV1203 (13-INT-04)	13D05210	01
13D05245	19.0 %	Susan Schnur	13-OSU-05			28.96	Walvis Ridge\MV1203 (13-INT-04)	13D05210	01
13D05246	21.0 %	Susan Schnur	13-OSU-05			28.96	Walvis Ridge\MV1203 (13-INT-04)	13D05210	01

Sample Parameters		Sample	Material	Location	Standard Name	Standard (in Ma)	%1σ	Standard Reference	Standard 40Ar/39Ar	%1σ	J	%1σ	Air 40Ar/36Ar	%1σ	MDF (lin)	%1σ	Volume Ratio	Sensitivity (mol/volt)	Day	Month	Year	Hour	Min	Resist
13D05211	1.8 %	MV1203-D42-08 2x Lch	Groundmass	Esk Guyot	FCT-NM	28.201	0.082	Kuiper et al (2008)	9.13867	0.126	0.00171988	0.126	302.77	0.094	0.9939893	0.063	1	4.8E-14	22	NOV	2013	14	22	1
13D05213	2.0 %	MV1203-D42-08 2x Lch	Groundmass	Esk Guyot	FCT-NM	28.201	0.082	Kuiper et al (2008)	9.13867	0.126	0.00171988	0.126	302.77	0.094	0.9939893	0.063	1	4.8E-14	22	NOV	2013	14	47	1
13D05214	2.2 %	MV1203-D42-08 2x Lch	Groundmass	Esk Guyot	FCT-NM	28.201	0.082	Kuiper et al (2008)	9.13867	0.126	0.00171988	0.126	302.77	0.094	0.9939893	0.063	1	4.8E-14	22	NOV	2013	14	59	1
13D05215	2.4 %	MV1203-D42-08 2x Lch	Groundmass	Esk Guyot	FCT-NM	28.201	0.082	Kuiper et al (2008)	9.13867	0.126	0.00171988	0.126	302.77	0.094	0.9939893	0.063	1	4.8E-14	22	NOV	2013	15	12	1
13D05217	2.7 %	MV1203-D42-08 2x Lch	Groundmass	Esk Guyot	FCT-NM	28.201	0.082	Kuiper et al (2008)	9.13867	0.126	0.00171988	0.126	302.77	0.094	0.9939893	0.063	1	4.8E-14	22	NOV	2013	15	37	1
13D05218	3.0 %	MV1203-D42-08 2x Lch	Groundmass	Esk Guyot	FCT-NM	28.201	0.082	Kuiper et al (2008)	9.13867	0.126	0.00171988	0.126	302.77	0.094	0.9939893	0.063	1	4.8E-14	22	NOV	2013	15	49	1
13D05219	3.3 %	MV1203-D42-08 2x Lch	Groundmass	Esk Guyot	FCT-NM	28.201	0.082	Kuiper et al (2008)	9.13867	0.126	0.00171988	0.126	302.77	0.094	0.9939893	0.063	1	4.8E-14	22	NOV	2013	16	1	1
13D05221	3.6 %	MV1203-D42-08 2x Lch	Groundmass	Esk Guyot	FCT-NM	28.201	0.082	Kuiper et al (2008)	9.13867	0.126	0.00171988	0.126	302.77	0.094	0.9939893	0.063	1	4.8E-14	22	NOV	2013	16	26	1
13D05222	3.9 %	MV1203-D42-08 2x Lch	Groundmass	Esk Guyot	FCT-NM	28.201	0.082	Kuiper et al (2008)	9.13867	0.126	0.00171988	0.126	302.77	0.094	0.9939893	0.063	1	4.8E-14	22	NOV	2013	16	39	1
13D05223	4.2 %	MV1203-D42-08 2x Lch	Groundmass	Esk Guyot	FCT-NM	28.201	0.082	Kuiper et al (2008)	9.13867	0.126	0.00171988	0.126	302.77	0.094	0.9939893	0.063	1	4.8E-14	22	NOV	2013	16	51	1
13D05225	4.5 %	MV1203-D42-08 2x Lch	Groundmass	Esk Guyot	FCT-NM	28.201	0.082	Kuiper et al (2008)	9.13867	0.126	0.00171988	0.126	302.77	0.094	0.9939893	0.063	1	4.8E-14	22	NOV	2013	17	16	1
13D05226	4.9 %	MV1203-D42-08 2x Lch	Groundmass	Esk Guyot	FCT-NM	28.201	0.082	Kuiper et al (2008)	9.13867	0.126	0.00171988	0.126	302.77	0.094	0.9939893	0.063	1	4.8E-14	22	NOV	2013	17	28	1
13D05227	5.3 %	MV1203-D42-08 2x Lch	Groundmass	Esk Guyot	FCT-NM	28.201	0.082	Kuiper et al (2008)	9.13867	0.126	0.00171988	0.126	302.77	0.094	0.9939893	0.063	1	4.8E-14	22	NOV	2013	17	41	1
13D05229	5.7 %	MV1203-D42-08 2x Lch	Groundmass	Esk Guyot	FCT-NM	28.201	0.082	Kuiper et al (2008)	9.13867	0.126	0.00171988	0.126	302.77	0.094	0.9939893	0.063	1	4.8E-14	22	NOV	2013	18	6	1
13D05230	6.1 %	MV1203-D42-08 2x Lch	Groundmass	Esk Guyot	FCT-NM	28.201	0.082	Kuiper et al (2008)	9.13867	0.126	0.00171988	0.126	302.77	0.094	0.9939893	0.063	1	4.8E-14	22	NOV	2013	18	18	1
13D05231	6.5 %	MV1203-D42-08 2x Lch	Groundmass	Esk Guyot	FCT-NM	28.201	0.082	Kuiper et al (2008)	9.13867	0.126	0.00171988	0.126	302.77	0.094	0.9939893	0.063	1	4.8E-14	22	NOV	2013	18	30	1
13D05233	6.9 %	MV1203-D42-08 2x Lch	Groundmass	Esk Guyot	FCT-NM	28.201	0.082	Kuiper et al (2008)	9.13867	0.126	0.00171988	0.126	302.77	0.094	0.9939893	0.063	1	4.8E-14	22	NOV	2013	18	55	1
13D05234	7.3 %	MV1203-D42-08 2x Lch	Groundmass	Esk Guyot	FCT-NM	28.201	0.082	Kuiper et al (2008)	9.13867	0.126	0.00171988	0.126	302.77	0.094	0.9939893	0.063	1	4.8E-14	22	NOV	2013	19	8	1
13D05235	7.8 %	MV1203-D42-08 2x Lch	Groundmass	Esk Guyot	FCT-NM	28.201	0.082	Kuiper et al (2008)	9.13867	0.126	0.00171988	0.126	302.77	0.094	0.9939893	0.063	1	4.8E-14	22	NOV	2013	19	20	1
13D05237	8.4 %	MV1203-D42-08 2x Lch	Groundmass	Esk Guyot	FCT-NM	28.201	0.082	Kuiper et al (2008)	9.13867	0.126	0.00171988	0.126	302.77	0.094	0.9939893	0.063	1	4.8E-14	22	NOV	2013	19	45	1
13D05238	9.2 %	MV1203-D42-08 2x Lch	Groundmass	Esk Guyot	FCT-NM	28.201	0.082	Kuiper et al (2008)	9.13867	0.126	0.00171988	0.126	302.77	0.094	0.9939893	0.063	1	4.8E-14	22	NOV	2013	19	57	1
13D05239	10.2 %	MV1203-D42-08 2x Lch	Groundmass	Esk Guyot	FCT-NM	28.201	0.082	Kuiper et al (2008)	9.13867	0.126	0.00171988	0.126	302.77	0.094	0.9939893	0.063	1	4.8E-14	22	NOV	2013	20	10	1
13D05241	11.7 %	MV1203-D42-08 2x Lch	Groundmass	Esk Guyot	FCT-NM	28.201	0.082	Kuiper et al (2008)	9.13867	0.126	0.00171988	0.126	302.77	0.094	0.9939893	0.063	1	4.8E-14	22	NOV	2013	20	35	1
13D05242	13.7 %	MV1203-D42-08 2x Lch	Groundmass	Esk Guyot	FCT-NM	28.201	0.082	Kuiper et al (2008)	9.13867	0.126	0.00171988	0.126	302.77	0.094	0.9939893	0.063	1	4.8E-14	22	NOV	2013	20	47	1
13D05243	16.2 %	MV1203-D42-08 2x Lch	Groundmass	Esk Guyot	FCT-NM	28.201	0.082	Kuiper et al (2008)	9.13867	0.126	0.00171988	0.126	302.77	0.094	0.9939893	0.063	1	4.8E-14	22	NOV	2013	21	0	1
13D05245	19.0 %	MV1203-D42-08 2x Lch	Groundmass	Esk Guyot	FCT-NM	28.201	0.082	Kuiper et al (2008)	9.13867	0.126	0.00171988	0.126	302.77	0.094	0.9939893	0.063	1	4.8E-14	22	NOV	2013	21	24	1
13D05246	21.0 %	MV1203-D42-08 2x Lch	Groundmass	Esk Guyot	FCT-NM	28.201	0.082	Kuiper et al (2008)	9.13867	0.126	0.00171988	0.126	302.77	0.094	0.9939893	0.063	1	4.8E-14	22	NOV	2013	21	37	1

Irradiation Constants		40/36(a)	%1σ	40/36(c)	%1σ	38/36(a)	%1σ	38/36(c)	%1σ	39/37(ca)	%1σ	38/37(ca)	%1σ	36/37(ca)	%1σ	40/39(k)	%1σ	38/39(k)	%1σ	36/38(cl)	%1σ	K/Ca	%1σ	K/Cl	%1σ	Ca/Cl	%1σ
13D05211	1.8 %	295.5	0	0.018	35	0.1869	0	1.493	3	0.000676	1.32	7.18E-05	12.82	0.000266	0.15	0.003823	2.66	0.012031	0.16	0	0	0.43	0	0	0	0	0
13D05213	2.0 %	295.5	0	0.018	35	0.1869	0	1.493	3	0.000676	1.32	7.18E-05	12.82	0.000266	0.15	0.003823	2.66	0.012031	0.16	0	0	0.43	0	0	0	0	0
13D05214	2.2 %	295.5	0	0.018	35	0.1869	0	1.493	3	0.000676	1.32	7.18E-05	12.82	0.000266	0.15	0.003823	2.66	0.012031	0.16	0	0	0.43	0	0	0	0	0
13D05215	2.4 %	295.5	0	0.018	35	0.1869	0	1.493	3	0.000676	1.32	7.18E-05	12.82	0.000266	0.15	0.003823	2.66	0.012031	0.16	0	0	0.43	0	0	0	0	0
13D05217	2.7 %	295.5	0	0.018	35	0.1869	0	1.493	3	0.000676	1.32	7.18E-05	12.82	0.000266	0.15	0.003823	2.66	0.012031	0.16	0	0	0.43	0	0	0	0	0
13D05218	3.0 %	295.5	0	0.018	35	0.1869	0	1.493	3	0.000676	1.32	7.18E-05	12.82	0.000266	0.15	0.003823	2.66	0.012031	0.16	0	0	0.43	0	0	0	0	0
13D05219	3.3 %	295.5	0	0.018	35	0.1869	0	1.493	3	0.000676	1.32	7.18E-05	12.82	0.000266	0.15	0.003823	2.66	0.012031	0.16	0	0	0.43	0	0	0	0	0
13D05221	3.6 %	295.5	0	0.018	35	0.1869	0	1.493	3	0.000676	1.32	7.18E-05	12.82	0.000266	0.15	0.003823	2.66	0.012031	0.16	0	0	0.43	0	0	0	0	0
13D05222	3.9 %	295.5	0	0.018	35	0.1869	0	1.493	3	0.000676	1.32	7.18E-05	12.82	0.000266	0.15	0.003823	2.66	0.012031	0.16	0	0	0.43	0	0	0	0	0
13D05223	4.2 %	295.5	0	0.018	35	0.1869	0	1.493	3	0.000676	1.32	7.18E-05	12.82	0.000266	0.15	0.003823	2.66	0.012031	0.16	0	0	0.43	0	0	0	0	0
13D05225	4.5 %	295.5	0	0.018	35	0.1869	0	1.493	3	0.000676	1.32	7.18E-05	12.82	0.000266	0.15	0.003823	2.66	0.012031	0.16	0	0	0.43	0	0	0	0	0
13D05226	4.9 %	295.5	0	0.018	35	0.1869	0	1.493	3	0.000676	1.32	7.18E-05	12.82	0.000266	0.15	0.003823	2.66	0.012031	0.16	0	0	0.43	0	0	0	0	0
13D05227	5.3 %	295.5	0	0.018	35	0.1869	0	1.493	3	0.000676	1.32	7.18E-05	12.82	0.000266	0.15	0.003823	2.66	0.012031	0.16	0	0	0.43	0	0	0	0	0
13D05229	5.7 %	295.5	0	0.018	35	0.1869	0	1.493	3	0.000676	1.32	7.18E-05	12.82	0.000266	0.15	0.003823	2.66	0.012031	0.16	0	0	0.43	0	0	0	0	0
13D05230	6.1 %	295.5	0	0.018	35	0.1869	0	1.493	3	0.000676	1.32	7.18E-05	12.82	0.000266	0.15	0.003823	2.66	0.012031	0.16	0	0	0.43	0	0	0	0	0
13D05231	6.5 %	295.5	0	0.018	35	0.1869	0	1.493	3	0.000676	1.32	7.18E-05	12.82	0.000266	0.15	0.003823	2.66	0.012031	0.16	0	0	0.43	0	0	0	0	0
13D05233	6.9 %	295.5	0	0.018	35	0.1869	0	1.493	3	0.000676	1.32	7.18E-05	12.82	0.000266	0.15	0.003823	2.66	0.012031	0.16	0	0	0.43	0	0	0	0	0
13D05234	7.3 %	295.5	0	0.018	35	0.1869	0	1.493	3	0.000676	1.32	7.18E-05	12.82	0.000266	0.15	0.003823	2.66	0.012031	0.16	0	0	0.43	0	0	0	0	0
13D05235	7.8 %	295.5	0	0.018	35	0.1869	0	1.493	3	0.000676	1.32	7.18E-05	12.82	0.000266	0.15	0.003823	2.66	0.012031	0.16	0	0	0.43	0	0	0	0	0
13D05237	8.4 %	295.5	0	0.018	35	0.1869	0	1.493	3	0.000676	1.32	7.18E-05	12.82	0.000266	0.15	0.003823	2.66	0.012031	0.16	0	0	0.43	0	0	0	0	0
13D05238	9.2 %	295.5	0	0.018	35	0.1869	0	1.493	3	0.000676	1.32	7.18E-05	12.82	0.000266	0.15	0.003823	2.66	0.012031	0.16	0	0	0.43	0	0	0	0	0
13D05239	10.2 %	295.5	0	0.018	35	0.1869	0	1.493	3	0.000676	1.32	7.18E-05	12.82	0.000266	0.15	0.003823	2.66	0.012031	0.16	0	0	0.43	0	0	0	0	0
13D05241	11.7 %	295.5	0	0.018	35	0.1869	0	1.493	3	0.000676	1.32	7.18E-05	12.82	0.000266	0.15	0.003823	2.66	0.012031	0.16	0	0	0.43	0	0	0	0	0
13D05242	13.7 %	295.5	0	0.018	35	0.1869	0	1.493	3	0.000676	1.32	7.18E-05	12.82	0.000266	0.15	0.003823	2.66	0.012031	0.16	0	0	0.43	0	0	0	0	0
13D05243	16.2 %	295.5	0	0.018	35	0.1869	0	1.493	3	0.000676	1.32	7.18E-05	12.82	0.000266	0.15	0.003823	2.66	0.012031	0.16	0	0	0.43	0	0	0	0	0
13D05245	19.0 %	295.5	0	0.018	35	0.1869	0	1.493	3	0.000676	1.32	7.18E-05	12.82	0.000266	0.15	0.003823	2.66	0.012031	0.16	0	0	0.43	0	0	0	0	0
13D05246	21.0 %	295.5	0	0.018	35	0.1869	0	1.493	3	0.000676	1.32	7.18E-05	12.82	0.000266	0.15	0.003823	2.66	0.012031	0.16	0	0	0.43	0	0	0	0	0

13D05210.AGE >>> MV1203-D42-08 2X LCH >>> WALVIS RIDGE | MV1203 (13-INT-04) PROJECT



Ar-Ages in Ma

WEIGHTED PLATEAU
 9.33 ± 0.02

TOTAL FUSION
 9.37 ± 0.02

NORMAL ISOCHRON
 9.33 ± 0.02

INVERSE ISOCHRON
 9.33 ± 0.02

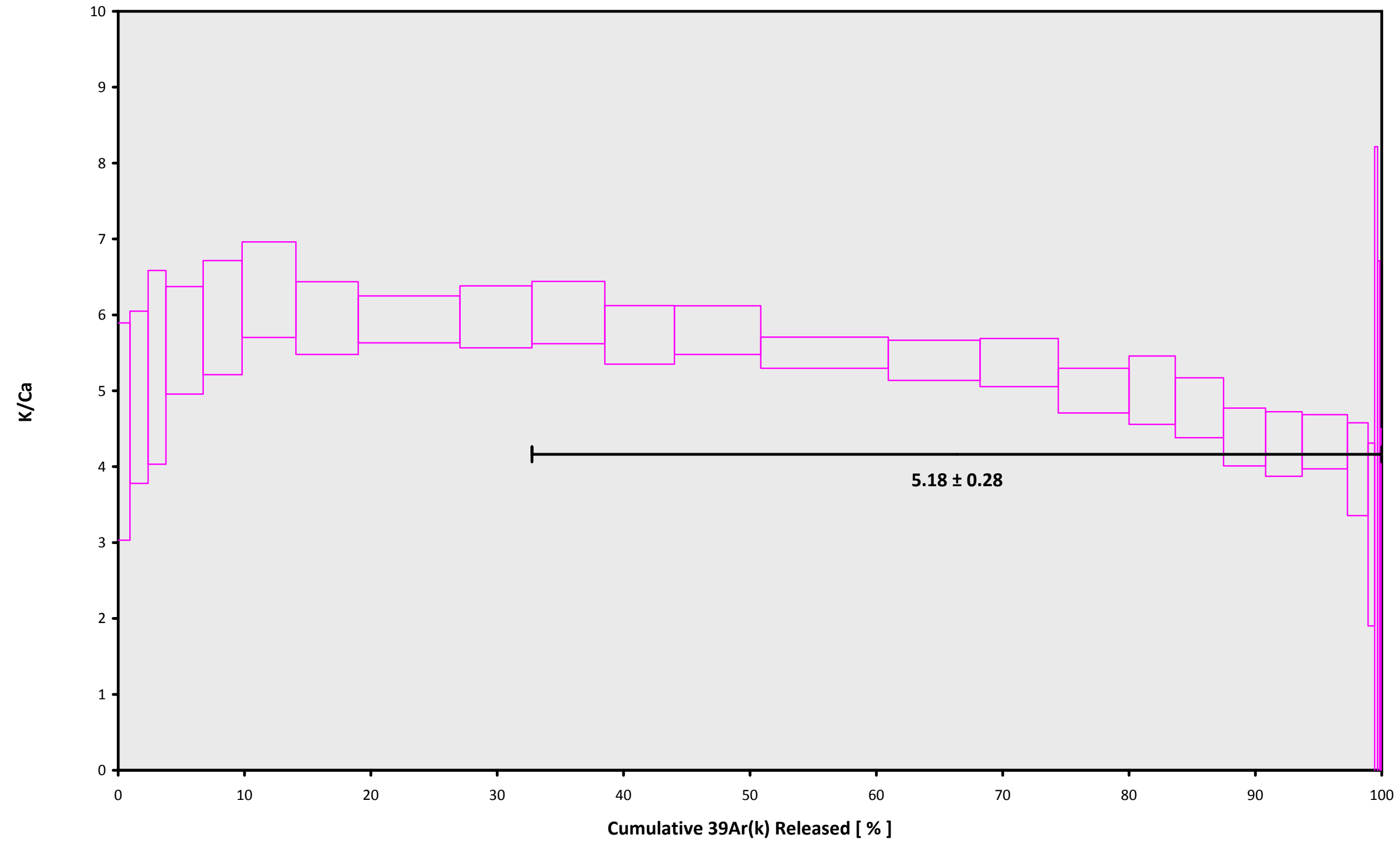
MSWD (PROBABILITY)
 $0.45 (97\%)$

Sample Info

Groundmass
Esk Guyot
Susan Schnur

IRR = 13-OSU-05
 $J = 0.00171988 \pm 0.00000217$

13D05210.AGE >>> MV1203-D42-08 2X LCH >>> WALVIS RIDGE | MV1203 (13-INT-04) PROJECT



Ar-Ages in Ma

WEIGHTED PLATEAU
 9.33 ± 0.02

TOTAL FUSION
 9.37 ± 0.02

NORMAL ISOCHRON
 9.33 ± 0.02

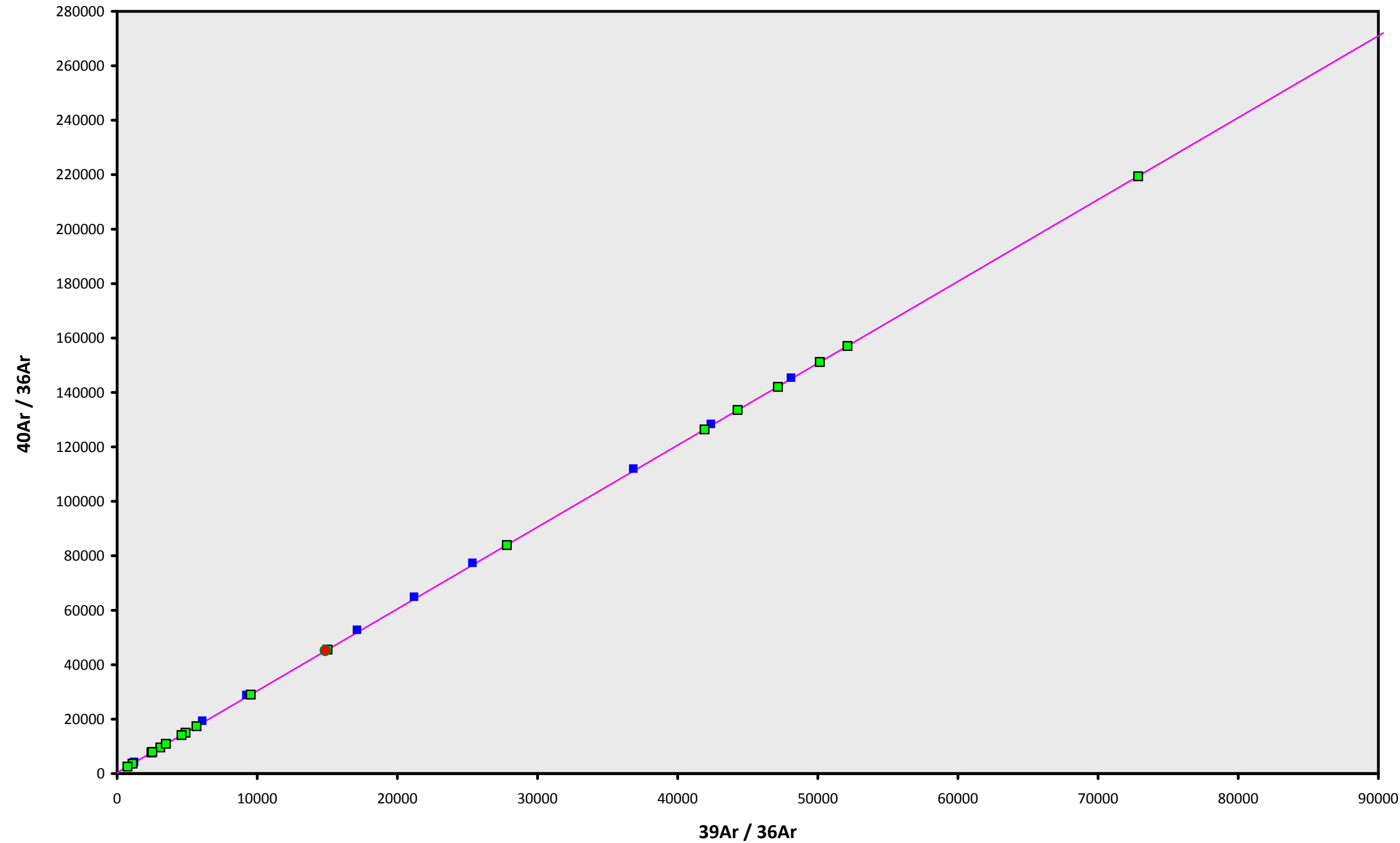
INVERSE ISOCHRON
 9.33 ± 0.02

Sample Info

Groundmass
Esk Guyot
Susan Schnur

IRR = 13-OSU-05
 $J = 0.00171988 \pm 0.00000217$

13D05210.AGE >>> MV1203-D42-08 2X LCH >>> WALVIS RIDGE | MV1203 (13-INT-04) PROJECT



Ar-Ages in Ma

WEIGHTED PLATEAU

9.33 ± 0.02

TOTAL FUSION

9.37 ± 0.02

NORMAL ISOCHRON

9.33 ± 0.02

INVERSE ISOCHRON

9.33 ± 0.02

MSWD (PROBABILITY)

0.35 (99%)

40AR/36AR INTERCEPT

301.6 ± 15.6

Sample Info

Groundmass

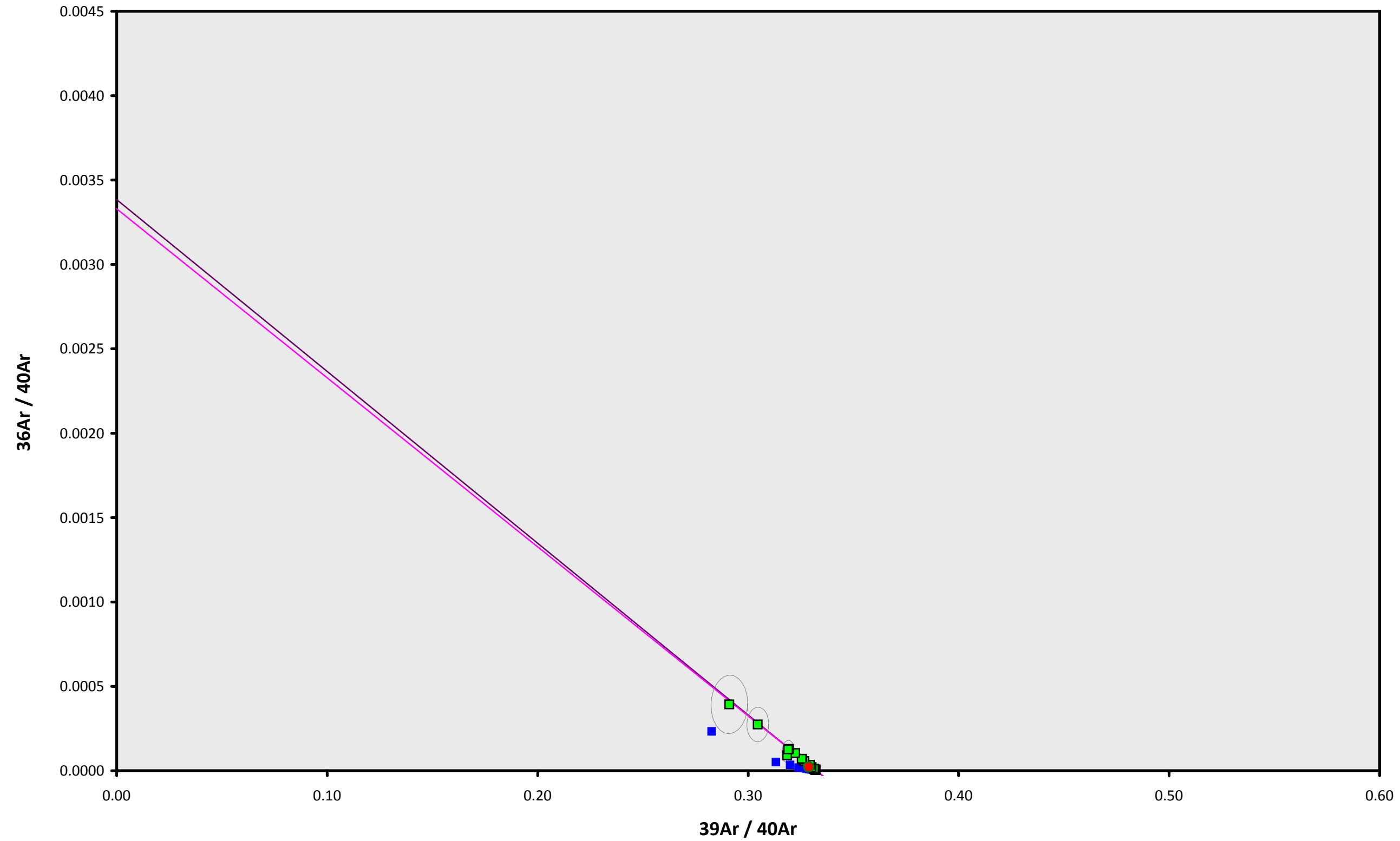
Esk Guyot

Susan Schnur

IRR = 13-OSU-05

J = 0.00171988 ± 0.00000217

13D05210.AGE >>> MV1203-D42-08 2X LCH >>> WALVIS RIDGE | MV1203 (13-INT-04) PROJECT



Ar-Ages in Ma

WEIGHTED PLATEAU
 9.33 ± 0.02

TOTAL FUSION
 9.37 ± 0.02

NORMAL ISOCHRON
 9.33 ± 0.02

INVERSE ISOCHRON
 9.33 ± 0.02

MSWD (PROBABILITY)
0.46 (97%)

SPREADING FACTOR
12.3%

40AR/36AR INTERCEPT
 300.3 ± 15.6

Sample Info

Groundmass
Esk Guyot
Susan Schnur

IRR = 13-OSU-05
 $J = 0.00171988 \pm 0.00000217$