

Relative Abundances		36Ar [fA]	%1σ	37Ar [fA]	%1σ	38Ar [fA]	%1σ	39Ar [fA]	%1σ	40Ar [fA]	%1σ	40(r)/39(k) ± 2σ	Age ± 2σ (Ma)	40Ar(r) (%)	39Ar(k) (%)	K/Ca ± 2σ
14D30533	2.8 %	0.188705	1.023	0.0483293	545.432	0.086352	44.445	1.5197	2.340	76.429	0.201	13.59920 ± 1.00506	38.04 ± 2.78	27.04	0.09	14 ± 147
14D30535	3.4 %	0.074026	2.115	0.3147317	87.015	0.008548	419.867	1.1556	3.230	39.053	0.391	14.88488 ± 1.27976	41.59 ± 3.54	44.04	0.07	2 ± 3
14D30536	4.0 %	0.152982	1.182	0.2944743	89.766	0.075770	50.630	3.0145	1.183	91.629	0.168	15.38739 ± 0.51852	42.98 ± 1.43	50.63	0.17	4 ± 8
14D30537	4.6 %	0.123845	1.318	0.1574382	171.093	0.078820	45.366	3.9640	0.909	96.284	0.160	15.05725 ± 0.37473	42.07 ± 1.03	61.99	0.23	11 ± 37
14D30539	5.2 %	0.070436	2.226	0.1582327	167.857	0.127736	28.840	3.3884	0.991	73.328	0.209	15.49927 ± 0.42128	43.29 ± 1.16	71.62	0.19	9 ± 31
14D30540	6.0 %	0.076862	2.003	0.1025258	264.833	0.087550	44.562	4.4188	0.830	90.350	0.171	15.30517 ± 0.33455	42.75 ± 0.92	74.85	0.25	19 ± 98
14D30541	6.8 %	0.155469	1.135	0.4694902	60.360	0.213222	17.340	8.8055	0.401	181.491	0.085	15.39507 ± 0.17483	43.00 ± 0.48	74.69	0.51	8 ± 10
14D30543	7.6 %	0.228168	0.810	0.1992092	133.134	0.355886	10.738	19.5534	0.196	369.128	0.043	15.42705 ± 0.08396	43.09 ± 0.23	81.72	1.12	42 ± 112
14D30544	8.4 %	0.188125	0.984	0.3231286	80.987	0.345194	10.330	19.0219	0.209	347.181	0.046	15.32707 ± 0.08770	42.81 ± 0.24	83.98	1.09	25 ± 41
14D30545	9.2 %	0.278608	0.718	0.1325427	212.248	0.479904	7.557	28.2641	0.144	515.710	0.031	15.33004 ± 0.06179	42.82 ± 0.17	84.02	1.62	92 ± 389
14D30547	10.0 %	0.388364	0.596	0.1930683	144.315	0.749079	5.055	42.0074	0.118	758.661	0.022	15.32499 ± 0.04925	42.81 ± 0.14	84.85	2.41	94 ± 270
14D30548	10.8 %	0.405531	0.612	0.2830100	95.922	0.926552	3.992	52.3662	0.105	919.481	0.018	15.26714 ± 0.04308	42.65 ± 0.12	86.95	3.01	80 ± 153
14D30549	11.6 %	0.638392	0.485	0.2853291	89.914	1.288664	2.927	72.5208	0.089	1294.906	0.013	15.25111 ± 0.03739	42.60 ± 0.10	85.41	4.17	109 ± 197
14D30551	12.4 %	✓ 0.711134	0.454	0.8947162	31.171	1.456364	2.709	85.7822	0.085	1516.707	0.012	15.22848 ± 0.03439	42.54 ± 0.09	86.13	4.93	41 ± 26
14D30552	13.2 %	✓ 0.717628	0.468	0.3081811	89.951	1.794260	2.121	105.4670	0.081	1818.527	0.010	15.22855 ± 0.03131	42.54 ± 0.09	88.32	6.06	147 ± 265
14D30553	14.0 %	✓ 0.726160	0.426	0.3868784	70.867	1.920721	1.860	114.0512	0.080	1952.418	0.010	15.23399 ± 0.02941	42.56 ± 0.08	88.99	6.55	127 ± 180
14D30555	14.8 %	✓ 0.665703	0.496	0.0877575	315.581	1.934522	1.952	112.5415	0.081	1908.027	0.010	15.20248 ± 0.03045	42.47 ± 0.08	89.67	6.47	551 ± 3480
14D30556	15.6 %	✓ 0.495347	0.543	0.3602197	77.950	1.636426	2.238	95.9201	0.084	1604.667	0.012	15.19990 ± 0.03081	42.46 ± 0.09	90.86	5.51	115 ± 179
14D30557	16.4 %	✓ 0.486070	0.521	0.1668284	164.510	1.621677	2.218	92.8779	0.083	1556.286	0.011	15.20601 ± 0.03020	42.48 ± 0.08	90.75	5.34	239 ± 788
14D30559	17.2 %	✓ 0.600537	0.498	0.0766547	342.754	1.778056	2.063	101.4683	0.081	1721.309	0.011	15.21154 ± 0.03046	42.49 ± 0.08	89.67	5.83	569 ± 3902
14D30560	18.0 %	✓ 0.589862	0.486	0.2951061	92.352	1.831404	2.107	103.0529	0.083	1740.891	0.011	15.19841 ± 0.03024	42.46 ± 0.08	89.97	5.92	150 ± 277
14D30561	18.8 %	✓ 0.551972	0.499	0.1128110	244.326	1.816311	2.147	105.7402	0.081	1769.160	0.011	15.18512 ± 0.02933	42.42 ± 0.08	90.76	6.07	403 ± 1969
14D30563	19.6 %	✓ 0.324397	0.654	0.2128227	133.532	1.344959	2.800	76.0342	0.089	1250.080	0.014	15.17694 ± 0.03191	42.40 ± 0.09	92.31	4.37	154 ± 410
14D30564	20.4 %	✓ 0.553569	0.504	0.4407570	64.375	1.663657	2.229	95.3007	0.084	1609.644	0.011	15.17048 ± 0.03095	42.38 ± 0.09	89.82	5.48	93 ± 120
14D30566	21.6 %	0.452536	0.535	0.2325804	117.856	1.475888	2.439	82.4067	0.085	1382.329	0.012	15.14837 ± 0.03140	42.32 ± 0.09	90.31	4.73	152 ± 359
14D30567	23.0 %	✓ 1.158235	0.390	0.2060931	128.244	2.722721	1.405	156.4844	0.077	2721.113	0.007	15.19834 ± 0.02908	42.46 ± 0.08	87.40	8.99	326 ± 837
14D30569	24.5 %	✓ 1.114188	0.405	0.1882154	145.673	2.627723	1.449	153.5060	0.077	2664.017	0.008	15.20611 ± 0.02928	42.48 ± 0.08	87.62	8.82	351 ± 1022
Σ		12.116854	0.114	6.0085264	23.584	30.430869	0.638	1740.6335	0.021	30068.807	0.003					

Information on Analysis and Constants Used in Calculations

Project = **MV1203 (13-INT-04)**
 Sample = **MV1203-D61-07C**
 Material = **Biotite**
 Location = **Maybe Seamount**
 Region = **Walvis Ridge**
 Analyst = **Susan Schnur**
 Irradiation = **14-OSU-04 (4B37-14)**
 Position = **X: 0 | Y: 0 | Z/H: 51.5 mm**
 FCT-NM Age = **28.201 ± 0.023 Ma**
 FCT-NM Reference = **Kuiper et al (2008)**
 FCT-NM 40Ar/39Ar Ratio = **10.05509 ± 0.01910**
 FCT-NM J-value = **0.00156313 ± 0.00000297**
 Air Shot 40Ar/36Ar = **303.5750 ± 0.5161**
 Air Shot MDF = **0.99334148 ± 0.00071069 (LIN)**
 Experiment Type = **Incremental Heating**
 Extraction Method = **Bulk Laser Heating**
 Heating = **60 sec**
 Isolation = **6.00 min**
 Instrument = **ARGUS-VI-D**
 Preferred Age = **Plateau Age**
 Age Classification = **Eruption Age**
 IGSN = **IESS10036**
 Rock Class = **Igneous>Volcanic>Mafic**
 Lithology = **Trachyte**
 Lat-Lon = **37°12.1'S - 1°08.5'W**

Age Equations = **Min et al. (2000)**
 Negative Intensities = **Allowed**
 Collector Calibrations = **40Ar 36Ar**
 Decay 40K = **5.530 ± 0.048 E-10 1/a**
 Decay 39Ar = **2.940 ± 0.016 E-07 1/h**
 Decay 37Ar = **8.230 ± 0.012 E-04 1/h**
 Decay 36Cl = **2.257 ± 0.015 E-06 1/a**
 Decay 40K(EC,β⁺) = **0.580 ± 0.009 E-10 1/a**
 Decay 40K(β⁻) = **4.950 ± 0.043 E-10 1/a**
 Atmospheric 40/36(a) = **295.50**
 Atmospheric 38/36(a) = **0.1869**
 Production 39/37(ca) = **0.0006756 ± 0.0000089**
 Production 38/37(ca) = **0.0000718 ± 0.0000092**
 Production 36/37(ca) = **0.0002663 ± 0.0000004**
 Production 40/39(k) = **0.003823 ± 0.000102**
 Production 38/39(k) = **0.012031 ± 0.000019**
 Production 36/38(cl) = **262.80 ± 1.71**
 Scaling Ratio K/Ca = **0.430**
 Abundance Ratio 40K/K = **1.1700 ± 0.0100 E-04**
 Atomic Weight K = **39.0983 ± 0.0001 g**

Results

	40(a)/36(a) ± 2σ	40(r)/39(k) ± 2σ	Age ± 2σ (Ma)	MSWD	39Ar(k) (%n)	K/Ca ± 2σ
Age Plateau		15.20335 ± 0.01051 ± 0.07%	42.47 ± 0.16 ± 0.38% Full External Error ± 0.97 Analytical Error ± 0.03	1.54 10%	80.33 13	49 ± 24
Total Fusion Age		15.21428 ± 0.00795 ± 0.05%	42.50 ± 0.16 ± 0.38% Full External Error ± 0.97 Analytical Error ± 0.02	1.82 1.2416	2σ Confidence Limit Error Magnification	
Normal Isochron	306.58 ± 8.87 ± 2.89%	15.13583 ± 0.05477 ± 0.36%	42.29 ± 0.22 ± 0.52% Full External Error ± 0.97 Analytical Error ± 0.15	1.12 34%	80.33 13	125 ± 59
Inverse Isochron	305.90 ± 8.85 ± 2.89%	15.14006 ± 0.05469 ± 0.36%	42.30 ± 0.22 ± 0.52% Full External Error ± 0.97 Analytical Error ± 0.15	1.85 1.0571	2σ Confidence Limit Error Magnification Number of Iterations Convergence	
Notes				0.0001504385	19	
				0.0001504385	2	
				0.000014495	6%	

Small dip at high T but plateau is fine.

Incremental Heating		36Ar(a) [fA]	37Ar(ca) [fA]	38Ar(cl) [fA]	39Ar(k) [fA]	40Ar(r) [fA]	Age ± 2σ (Ma)	40Ar(r) (%)	39Ar(k) (%)	K/Ca ± 2σ
14D30533	2.8 %	0.188688	0.0483293	0.0328002	1.5197	20.666	38.04 ± 2.78	27.04	0.09	14 ± 147
14D30535	3.4 %	0.073942	0.3147317	0.0000000	1.1554	17.198	41.59 ± 3.54	44.04	0.07	2 ± 3
14D30536	4.0 %	0.153059	0.2944743	0.0109138	3.0147	46.389	42.98 ± 1.43	50.63	0.17	4 ± 8
14D30537	4.6 %	0.123802	0.1574382	0.0079800	3.9639	59.685	42.07 ± 1.03	61.99	0.23	11 ± 37
14D30539	5.2 %	0.070383	0.1582327	0.0738052	3.3883	52.517	43.29 ± 1.16	71.62	0.19	9 ± 31
14D30540	6.0 %	0.076832	0.1025258	0.0200206	4.4187	67.629	42.75 ± 0.92	74.85	0.25	19 ± 98
14D30541	6.8 %	0.155332	0.4694902	0.0782215	8.8052	135.556	43.00 ± 0.48	74.69	0.51	8 ± 10
14D30543	7.6 %	0.228103	0.1992092	0.0779938	19.5532	301.649	43.09 ± 0.23	81.72	1.12	42 ± 112
14D30544	8.4 %	0.188026	0.3231286	0.0811791	19.0217	291.547	42.81 ± 0.24	83.98	1.09	25 ± 41
14D30545	9.2 %	0.278559	0.1325427	0.0877883	28.2640	433.288	42.82 ± 0.17	84.02	1.62	92 ± 389
14D30547	10.0 %	0.388287	0.1930683	0.1711041	42.0073	643.762	42.81 ± 0.14	84.85	2.41	94 ± 270
14D30548	10.8 %	0.405422	0.2830100	0.2207432	52.3660	799.479	42.65 ± 0.12	86.95	3.01	80 ± 153
14D30549	11.6 %	0.638271	0.2853291	0.2968550	72.5206	1106.020	42.60 ± 0.10	85.41	4.17	109 ± 197
14D30551	12.4 %	✓ 0.710851	0.8947162	0.2914040	85.7816	1306.323	42.54 ± 0.09	86.13	4.93	41 ± 26
14D30552	13.2 %	✓ 0.717487	0.3081811	0.3912691	105.4668	1606.106	42.54 ± 0.09	88.32	6.06	147 ± 265
14D30553	14.0 %	✓ 0.725994	0.3868784	0.4128590	114.0509	1737.451	42.56 ± 0.08	88.99	6.55	127 ± 180
14D30555	14.8 %	✓ 0.665610	0.0877575	0.4561267	112.5415	1710.909	42.47 ± 0.08	89.67	6.47	551 ± 3480
14D30556	15.6 %	✓ 0.495191	0.3602197	0.3898376	95.9198	1457.972	42.46 ± 0.09	90.86	5.51	115 ± 179
14D30557	16.4 %	✓ 0.486051	0.1668284	0.4134313	92.8780	1412.303	42.48 ± 0.08	90.75	5.34	239 ± 788
14D30559	17.2 %	✓ 0.600448	0.0766547	0.4450626	101.4683	1543.489	42.49 ± 0.08	89.67	5.83	569 ± 3902
14D30560	18.0 %	✓ 0.589709	0.2951061	0.4813388	103.0527	1566.238	42.46 ± 0.08	89.97	5.92	150 ± 277
14D30561	18.8 %	✓ 0.551875	0.1128110	0.4409979	105.7401	1605.677	42.42 ± 0.08	90.76	6.07	403 ± 1969
14D30563	19.6 %	✓ 0.324284	0.2128227	0.3695700	76.0340	1153.964	42.40 ± 0.09	92.31	4.37	154 ± 410
14D30564	20.4 %	✓ 0.553388	0.4407570	0.4136380	95.3004	1445.753	42.38 ± 0.09	89.82	5.48	93 ± 120
14D30566	21.6 %	0.452413	0.2325804	0.3998822	82.4066	1248.326	42.32 ± 0.09	90.31	4.73	152 ± 359
14D30567	23.0 %	✓ 1.158085	0.2060931	0.6235973	156.4843	2378.301	42.46 ± 0.08	87.40	8.99	326 ± 837
14D30569	24.5 %	✓ 1.114050	0.1882154	0.5726637	153.5059	2334.228	42.48 ± 0.08	87.62	8.82	351 ± 1022
Σ		12.114143	6.0085264	7.2610828	1740.6294	26482.423				

Information on Analysis	Results	40(r)/39(k) ± 2σ	Age ± 2σ (Ma)	MSWD	39Ar(k) (%n)	K/Ca ± 2σ
Project = MV1203 (13-INT-04) Sample = MV1203-D61-07C Material = Biotite Location = Maybe Seamount Region = Walvis Ridge Analyst = Susan Schnur Irradiation = 14-OSU-04 (4B37-14) J = 0.00156313 ± 0.00000297 FCT-NM = 28.201 ± 0.023 Ma	Age Plateau	15.20335 ± 0.01051 ± 0.07%	42.47 ± 0.16 ± 0.38%	1.54 10%	80.33 13	49 ± 24
			Full External Error ± 0.97 Analytical Error ± 0.03	1.82 1.2416	2σ Confidence Limit Error Magnification	
	Total Fusion Age	15.21428 ± 0.00795 ± 0.05%	42.50 ± 0.16 ± 0.38%		27	125 ± 59
			Full External Error ± 0.97 Analytical Error ± 0.02			

Normal Isochron		39(k)/36(a) ± 2σ	40(a+r)/36(a) ± 2σ	r.i.
14D30533	2.8 %	8.05 ± 0.41	405.03 ± 8.45	0.3932
14D30535	3.4 %	15.63 ± 1.21	528.09 ± 22.77	0.5395
14D30536	4.0 %	19.70 ± 0.66	598.58 ± 14.30	0.7000
14D30537	4.6 %	32.02 ± 1.03	777.60 ± 20.68	0.8175
14D30539	5.2 %	48.14 ± 2.35	1041.65 ± 46.66	0.9099
14D30540	6.0 %	57.51 ± 2.50	1175.73 ± 47.34	0.9207
14D30541	6.8 %	56.69 ± 1.37	1168.19 ± 26.64	0.9403
14D30543	7.6 %	85.72 ± 1.43	1617.92 ± 26.27	0.9706
14D30544	8.4 %	101.16 ± 2.04	1846.06 ± 36.42	0.9772
14D30545	9.2 %	101.46 ± 1.49	1850.96 ± 26.63	0.9797
14D30547	10.0 %	108.19 ± 1.32	1953.45 ± 23.32	0.9804
14D30548	10.8 %	129.16 ± 1.61	2267.47 ± 27.79	0.9852
14D30549	11.6 %	113.62 ± 1.12	2028.34 ± 19.68	0.9831
14D30551	12.4 % ✓	120.67 ± 1.12	2133.19 ± 19.40	0.9826
14D30552	13.2 % ✓	146.99 ± 1.40	2534.02 ± 23.73	0.9850
14D30553	14.0 % ✓	157.10 ± 1.36	2688.70 ± 22.95	0.9826
14D30555	14.8 % ✓	169.08 ± 1.70	2865.94 ± 28.47	0.9866
14D30556	15.6 % ✓	193.70 ± 2.13	3239.76 ± 35.21	0.9879
14D30557	16.4 % ✓	191.09 ± 2.02	3201.17 ± 33.39	0.9873
14D30559	17.2 % ✓	168.99 ± 1.70	2866.06 ± 28.54	0.9867
14D30560	18.0 % ✓	174.75 ± 1.72	2951.45 ± 28.73	0.9856
14D30561	18.8 % ✓	191.60 ± 1.94	3204.99 ± 32.04	0.9868
14D30563	19.6 % ✓	234.47 ± 3.10	3854.00 ± 50.45	0.9907
14D30564	20.4 % ✓	172.21 ± 1.76	2908.05 ± 29.35	0.9863
14D30566	21.6 %	182.15 ± 1.97	3054.76 ± 32.70	0.9873
14D30567	23.0 % ✓	135.12 ± 1.08	2349.15 ± 18.34	0.9809
14D30569	24.5 % ✓	137.79 ± 1.14	2390.76 ± 19.39	0.9823

Results	40(a)/36(a) ± 2σ	40(r)/39(k) ± 2σ	Age ± 2σ (Ma)	MSWD
Normal Isochron	306.58 ± 8.87 ± 2.89%	15.13583 ± 0.05477 ± 0.36%	42.29 ± 0.22 ± 0.52%	1.12 34%
			Full External Error ± 0.97 Analytical Error ± 0.15	
Statistics	2σ Confidence Limit Error Magnification Number of Data Points	1.85 1.0571 13	Convergence Number of Iterations Calculated Line	0.000150438470 19 Weighted York-2

Inverse Isochron		39(k)/40(a+r) ± 2σ	36(a)/40(a+r) ± 2σ	r.i.
14D30533	2.8 %	0.0198847 ± 0.0009340	0.00246898 ± 0.00005151	0.0166
14D30535	3.4 %	0.0295895 ± 0.0019260	0.00189362 ± 0.00008163	0.0218
14D30536	4.0 %	0.0329056 ± 0.0007863	0.00167062 ± 0.00003991	0.0197
14D30537	4.6 %	0.0411752 ± 0.0007604	0.00128600 ± 0.00003420	0.0209
14D30539	5.2 %	0.0462161 ± 0.0009360	0.00096001 ± 0.00004300	0.0193
14D30540	6.0 %	0.0489159 ± 0.0008290	0.00085054 ± 0.00003424	0.0172
14D30541	6.8 %	0.0485248 ± 0.0003983	0.00085603 ± 0.00001952	0.0156
14D30543	7.6 %	0.0529821 ± 0.0002128	0.00061808 ± 0.00001003	0.0114
14D30544	8.4 %	0.0548004 ± 0.0002343	0.00054169 ± 0.00001069	0.0100
14D30545	9.2 %	0.0548174 ± 0.0001610	0.00054026 ± 0.00000777	0.0092
14D30547	10.0 %	0.0553821 ± 0.0001326	0.00051191 ± 0.00000611	0.0066
14D30548	10.8 %	0.0569641 ± 0.0001215	0.00044102 ± 0.00000541	0.0051
14D30549	11.6 %	0.0560165 ± 0.0001010	0.00049301 ± 0.00000478	0.0042
14D30551	12.4 % ✓	0.0565700 ± 0.0000971	0.00046878 ± 0.00000426	0.0035
14D30552	13.2 % ✓	0.0580086 ± 0.0000951	0.00039463 ± 0.00000370	0.0027
14D30553	14.0 % ✓	0.0584283 ± 0.0000944	0.00037193 ± 0.00000317	0.0027
14D30555	14.8 % ✓	0.0589965 ± 0.0000969	0.00034893 ± 0.00000347	0.0026
14D30556	15.6 % ✓	0.0597892 ± 0.0001020	0.00030866 ± 0.00000335	0.0030
14D30557	16.4 % ✓	0.0596928 ± 0.0001001	0.00031239 ± 0.00000326	0.0029
14D30559	17.2 % ✓	0.0589616 ± 0.0000967	0.00034891 ± 0.00000347	0.0028
14D30560	18.0 % ✓	0.0592088 ± 0.0000987	0.00033882 ± 0.00000330	0.0028
14D30561	18.8 % ✓	0.0597822 ± 0.0000981	0.00031201 ± 0.00000312	0.0027
14D30563	19.6 % ✓	0.0608374 ± 0.0001093	0.00025947 ± 0.00000340	0.0031
14D30564	20.4 % ✓	0.0592193 ± 0.0001000	0.00034387 ± 0.00000347	0.0029
14D30566	21.6 %	0.0596279 ± 0.0001028	0.00032736 ± 0.00000350	0.0033
14D30567	23.0 % ✓	0.0575201 ± 0.0000890	0.00042569 ± 0.00000332	0.0017
14D30569	24.5 % ✓	0.0576347 ± 0.0000891	0.00041828 ± 0.00000339	0.0018

Results	40(a)/36(a) ± 2σ	40(r)/39(k) ± 2σ	Age ± 2σ (Ma)	MSWD
Inverse Isochron	305.90 ± 8.85 ± 2.89%	15.14006 ± 0.05469 ± 0.36%	42.30 ± 0.22 ± 0.52%	1.11 34%
			Full External Error ± 0.97 Analytical Error ± 0.15	
Statistics	2σ Confidence Limit Error Magnification Number of Data Points Spreading Factor	1.85 1.0556 13 6.5%	Convergence Number of Iterations Calculated Line	0.0000014495 2 Weighted York-2

Degassing Patterns		36Ar(a) [fA]	%1σ	36Ar(c) [fA]	%1σ	36Ar(ca) [fA]	%1σ	36Ar(cl) [fA]	%1σ	37Ar(ca) [fA]	%1σ	38Ar(a) [fA]	%1σ	38Ar(c) [fA]	%1σ	38Ar(k) [fA]	%1σ	38Ar(ca) [fA]	%1σ	38Ar(cl) [fA]	%1σ	39Ar(k) [fA]	%1σ	39Ar(ca) [fA]	%1σ	40Ar(r) [fA]	%1σ	40Ar(a) [fA]	%1σ	40Ar(c) [fA]	%1σ	40Ar(k) [fA]	%1σ
14D30533	2.8 %	0.188688	1.02	0.0000000	0.00	0.0000129	545.43	0.0000050	117.03	0.0483293	545.43	0.0352657	1.02	0.0000000	0.00	0.018283	2.35	0.0000035	545.58	0.0328002	117.03	1.5197	2.34	0.0000327	545.43	20.666	2.86	55.7572	1.02	0.0000000	0.00	0.0058096	3.54
14D30535	3.4 %	0.073942	2.12	0.0000000	0.00	0.0000838	87.01	0.0000000	0.00	0.3147317	87.01	0.0138198	2.12	0.0000000	0.00	0.013901	3.23	0.0000226	87.95	0.0000000	0.00	1.1554	3.23	0.0002126	87.02	17.198	2.84	21.8499	2.12	0.0000000	0.00	0.0044171	4.19
14D30536	4.0 %	0.153059	1.18	0.0000000	0.00	0.0000784	89.77	0.0000017	351.55	0.2944743	89.77	0.0286067	1.18	0.0000000	0.00	0.036270	1.19	0.0000211	90.68	0.0109138	351.55	3.0147	1.18	0.0001989	89.78	46.389	1.20	45.2289	1.18	0.0000000	0.00	0.0115253	2.91
14D30537	4.6 %	0.123802	1.32	0.0000000	0.00	0.0000419	171.09	0.0000012	448.15	0.1574382	171.09	0.0231386	1.32	0.0000000	0.00	0.047690	0.92	0.0000113	171.57	0.0079800	448.15	3.9639	0.91	0.0001064	171.10	59.685	0.85	36.5835	1.32	0.0000000	0.00	0.0151540	2.81
14D30539	5.2 %	0.070383	2.23	0.0000000	0.00	0.0000421	167.86	0.0000113	49.93	0.1582327	167.86	0.0131546	2.23	0.0000000	0.00	0.040765	1.00	0.0000114	168.35	0.0738052	49.94	3.3883	0.99	0.0001069	167.86	52.517	0.93	20.7982	2.23	0.0000000	0.00	0.0129536	2.84
14D30540	6.0 %	0.076832	2.01	0.0000000	0.00	0.0000273	264.83	0.0000031	194.89	0.1025258	264.83	0.0143599	2.01	0.0000000	0.00	0.053162	0.85	0.0000074	265.14	0.0200206	194.89	4.4187	0.83	0.0000693	264.84	67.629	0.71	22.7038	2.01	0.0000000	0.00	0.0168928	2.79
14D30541	6.8 %	0.155332	1.14	0.0000000	0.00	0.0001250	60.36	0.0000120	47.28	0.4694902	60.36	0.0290316	1.14	0.0000000	0.00	0.105935	0.43	0.0000337	61.71	0.0782215	47.29	8.8052	0.40	0.0003172	60.37	135.556	0.40	45.9007	1.14	0.0000000	0.00	0.0336622	2.69
14D30543	7.6 %	0.228103	0.81	0.0000000	0.00	0.0000530	133.13	0.0000119	49.01	0.1992092	133.13	0.0426325	0.81	0.0000000	0.00	0.235245	0.25	0.0000143	133.75	0.0779938	49.02	19.5532	0.20	0.0001346	133.14	301.649	0.19	67.4045	0.81	0.0000000	0.00	0.0747520	2.67
14D30544	8.4 %	0.188026	0.99	0.0000000	0.00	0.0000860	80.99	0.0000124	43.95	0.3231286	80.99	0.0351421	0.99	0.0000000	0.00	0.228850	0.26	0.0000232	82.00	0.0811791	43.95	19.0217	0.21	0.0002183	81.00	291.547	0.20	55.5618	0.99	0.0000000	0.00	0.0727199	2.67
14D30545	9.2 %	0.278559	0.72	0.0000000	0.00	0.0000353	212.25	0.0000134	41.34	0.1325427	212.25	0.0520627	0.72	0.0000000	0.00	0.340044	0.21	0.0000095	212.63	0.0877883	41.35	28.2640	0.14	0.0000895	212.25	433.288	0.14	82.3142	0.72	0.0000000	0.00	0.1080532	2.66
14D30547	10.0 %	0.388287	0.60	0.0000000	0.00	0.0000514	144.32	0.0000262	22.16	0.1930683	144.31	0.0725708	0.60	0.0000000	0.00	0.505390	0.20	0.0000139	144.88	0.1711041	22.18	42.0073	0.12	0.0001304	144.32	643.762	0.11	114.7387	0.60	0.0000000	0.00	0.1605940	2.66
14D30548	10.8 %	0.405422	0.61	0.0000000	0.00	0.0000754	95.92	0.0000337	16.79	0.2830100	95.92	0.0757734	0.61	0.0000000	0.00	0.630015	0.19	0.0000203	96.78	0.2207432	16.82	52.3660	0.11	0.0001912	95.93	799.479	0.09	119.8022	0.61	0.0000000	0.00	0.2001951	2.66
14D30549	11.6 %	0.638271	0.48	0.0000000	0.00	0.0000760	89.91	0.0000454	12.75	0.2853291	89.91	0.1192929	0.48	0.0000000	0.00	0.872495	0.18	0.0000205	90.82	0.2968550	12.78	72.5206	0.09	0.0001928	89.92	1106.020	0.08	188.6091	0.48	0.0000000	0.00	0.2772462	2.66
14D30551	12.4 %	✓ 0.710851	0.45	0.0000000	0.00	0.0002383	31.17	0.0000446	13.59	0.8947162	31.17	0.1328581	0.45	0.0000000	0.00	1.032038	0.18	0.0000642	33.70	0.2914040	13.62	85.7816	0.08	0.0006045	31.20	1306.323	0.07	210.0565	0.45	0.0000000	0.00	0.3279429	2.66
14D30552	13.2 %	✓ 0.717487	0.47	0.0000000	0.00	0.0000821	89.95	0.0000598	9.79	0.3081811	89.95	0.1340982	0.47	0.0000000	0.00	1.268871	0.18	0.0000221	90.86	0.3912691	9.83	105.4668	0.08	0.0002082	89.96	1606.106	0.06	212.0173	0.47	0.0000000	0.00	0.4031994	2.66
14D30553	14.0 %	✓ 0.725994	0.43	0.0000000	0.00	0.0001030	70.87	0.0000631	8.72	0.3868784	70.87	0.1356883	0.43	0.0000000	0.00	1.372146	0.18	0.0000278	72.02	0.4128590	8.77	114.0509	0.08	0.0002614	70.88	1737.451	0.05	214.5313	0.43	0.0000000	0.00	0.4360166	2.66
14D30555	14.8 %	✓ 0.665610	0.50	0.0000000	0.00	0.0000234	315.58	0.0000698	8.35	0.0877575	315.58	0.1244025	0.50	0.0000000	0.00	1.353986	0.18	0.0000063	315.84	0.4561267	8.40	112.5415	0.08	0.0000593	315.58	1710.909	0.06	196.6877	0.50	0.0000000	0.00	0.4302460	2.66
14D30556	15.6 %	✓ 0.495191	0.54	0.0000000	0.00	0.0000959	77.95	0.0000596	9.46	0.3602197	77.95	0.0925512	0.54	0.0000000	0.00	1.154011	0.18	0.0000259	79.00	0.3898376	9.50	95.9198	0.08	0.0002434	77.96	1457.972	0.06	146.3290	0.54	0.0000000	0.00	0.3667015	2.66
14D30557	16.4 %	✓ 0.486051	0.52	0.0000000	0.00	0.0000444	164.51	0.0000633	8.76	0.1668284	164.51	0.0908430	0.52	0.0000000	0.00	1.117415	0.18	0.0000120	165.01	0.4134313	8.81	92.8780	0.08	0.0001127	164.51	1412.303	0.05	143.6281	0.52	0.0000000	0.00	0.3550725	2.66
14D30559	17.2 %	✓ 0.600448	0.50	0.0000000	0.00	0.0000204	342.75	0.0000681	8.31	0.0766547	342.75	0.1122237	0.50	0.0000000	0.00	1.220765	0.18	0.0000055	342.99	0.4450626	8.36	101.4683	0.08	0.0000518	342.76	1543.489	0.06	177.4324	0.50	0.0000000	0.00	0.3879132	2.66
14D30560	18.0 %	✓ 0.589709	0.49	0.0000000	0.00	0.0000786	92.35	0.0000737	8.09	0.2951061	92.35	0.1102167	0.49	0.0000000	0.00	1.239828	0.18	0.0000212	93.24	0.4813388	8.14	103.0527	0.08	0.0001994	92.36	1566.238	0.06	174.2591	0.49	0.0000000	0.00	0.3939707	2.66
14D30561	18.8 %	✓ 0.551875	0.50	0.0000000	0.00	0.0000300	244.33	0.0000675	8.91	0.1128110	244.33	0.1031454	0.50	0.0000000	0.00	1.272159	0.18	0.0000081	244.66	0.4409979	8.95	105.7401	0.08	0.0000762	244.33	1605.677	0.05	163.0790	0.50	0.0000000	0.00	0.4042445	2.66
14D30563	19.6 %	✓ 0.324284	0.65	0.0000000	0.00	0.0000567	133.53	0.0000566	10.24	0.2128227	133.53	0.0606087	0.65	0.0000000	0.00	0.914765	0.18	0.0000153	134.15	0.3695700	10.28	76.0340	0.09	0.0001438	133.54	1153.964	0.06	95.8259	0.65	0.0000000	0.00	0.2906780	2.66
14D30564	20.4 %	✓ 0.553388	0.50	0.0000000	0.00	0.0001174	64.38	0.0000633	9.03	0.4407570	64.38	0.1034283	0.50	0.0000000	0.00	1.146559	0.18	0.0000316	65.64	0.4136380	9.07	95.3004	0.08	0.0002978	64.39	1445.753	0.06	163.5262	0.50	0.0000000	0.00	0.3643335	2.66
14D30566	21.6 %	0.452413	0.54	0.0000000	0.00	0.0000619	117.86	0.0000612	9.06	0.2325804	117.86	0.0845560	0.54	0.0000000	0.00	0.991433	0.18	0.0000167	118.55	0.3998822	9.11	82.4066	0.09	0.0001571	117.86	1248.326	0.06	133.6881	0.54	0.0000000	0.00	0.3150403	2.66
14D30567	23.0 %	✓ 1.158085	0.39	0.0000000	0.00	0.0000549	128.24	0.0000955	6.23	0.2060931	128.24	0.2164461	0.39	0.0000000	0.00	1.882662	0.18	0.0000148	128.88	0.6235973	6.30	156.4843	0.08	0.0001392	128.25	2378.301	0.06	342.2141	0.39	0.0000000	0.00	0.5982394	2.66
14D30569	24.5 %	✓ 1.114050	0.41	0.0000000	0.00	0.0000501	145.67	0.0000877	6.74	0.1882154	145.67	0.2082160	0.41	0.0000000	0.00	1.846829	0.18	0.0000135	146.24	0.5726637	6.80	153.5059	0.08	0.0001272	145.68	2334.228	0.06	329.2018	0.41	0.0000000	0.00	0.5868530	2.66
Σ		12.114143	0.11	0.0000000	0.00	0.0016001	23.58	0.0011110	2.64	6.0085264	23.58	2.2641333	0.11	0.0000000	0.00	20.941513	0.04	0.0004314	23.83	7.2610828	2.65	1740.6294	0.02	0.0040594	23.59	26482.423	0.02	3579.7292	0.11	0.0000000	0.00	6.6544264	0.64
Σ							12.116854	0.11	6.0085264	23.58							30.467160	0.63					1740.6335	0.02					30068.807	0.02			

Additional Parameters		40Ar/39Ar	1σ	37Ar/39Ar	1σ	36Ar/39Ar	1σ	Time (days)	37Ar (decay)	39Ar (decay)	40Ar (moles)
14D30533	2.8 %	50.292656	1.181127	0.031802	0.173461	0.124174	0.003171	94.006	6.419110	1.00066441	3.669E-12
14D30535	3.4 %	33.793405	1.099621	0.272347	0.237146	0.064057	0.002473	94.024	6.421311	1.00066453	1.875E-12
14D30536	4.0 %	30.395813	0.363196	0.097685	0.087695	0.050748	0.000849	94.032	6.422368	1.00066459	4.398E-12
14D30537	4.6 %	24.289619	0.224286	0.039717	0.067954	0.031243	0.000500	94.040	6.423426	1.00066465	4.622E-12
14D30539	5.2 %	21.640603	0.219130	0.046698	0.078387	0.020787	0.000506	94.058	6.425629	1.00066477	3.520E-12
14D30540	6.0 %	20.446759	0.173258	0.023202	0.061447	0.017394	0.000377	94.067	6.426775	1.00066484	4.337E-12
14D30541	6.8 %	20.611081	0.084581	0.053318	0.032183	0.017656	0.000213	94.075	6.427832	1.00066490	8.712E-12
14D30543	7.6 %	18.877978	0.037905	0.010188	0.013564	0.011669	0.000097	94.092	6.430037	1.00066502	1.772E-11
14D30544	8.4 %	18.251656	0.039015	0.016987	0.013757	0.009890	0.000100	94.101	6.431096	1.00066508	1.666E-11
14D30545	9.2 %	18.246143	0.026801	0.004689	0.009953	0.009857	0.000072	94.110	6.432242	1.00066514	2.475E-11
14D30547	10.0 %	18.060154	0.021616	0.004596	0.006633	0.009245	0.000056	94.127	6.434448	1.00066526	3.642E-11
14D30548	10.8 %	17.558687	0.018721	0.005404	0.005184	0.007744	0.000048	94.135	6.435508	1.00066532	4.414E-11
14D30549	11.6 %	17.855656	0.016089	0.003934	0.003538	0.008803	0.000043	94.144	6.436655	1.00066539	6.216E-11
14D30551	12.4 %	✓ 17.680919	0.015166	0.010430	0.003251	0.008290	0.000038	94.161	6.438775	1.00066550	7.280E-11
14D30552	13.2 %	✓ 17.242620	0.014134	0.002922	0.002628	0.006804	0.000032	94.170	6.439923	1.00066557	8.729E-11
14D30553	14.0 %	✓ 17.118792	0.013822	0.003392	0.002404	0.006367	0.000028	94.178	6.440983	1.00066563	9.372E-11
14D30555	14.8 %	✓ 16.953983	0.013923	0.000780	0.002461	0.005915	0.000030	94.196	6.443192	1.00066575	9.159E-11
14D30556	15.6 %	✓ 16.729215	0.014263	0.003755	0.002927	0.005164	0.000028	94.205	6.444341	1.00066581	7.702E-11
14D30557	16.4 %	✓ 16.756268	0.014044	0.001796	0.002955	0.005233	0.000028	94.213	6.445402	1.00066587	7.470E-11
14D30559	17.2 %	✓ 16.964008	0.013909	0.000755	0.002589	0.005918	0.000030	94.231	6.447613	1.00066599	8.262E-11
14D30560	18.0 %	✓ 16.893175	0.014075	0.002864	0.002645	0.005724	0.000028	94.239	6.448674	1.00066605	8.356E-11
14D30561	18.8 %	✓ 16.731194	0.013724	0.001067	0.002607	0.005220	0.000026	94.248	6.449824	1.00066612	8.492E-11
14D30563	19.6 %	✓ 16.441036	0.014768	0.002799	0.003738	0.004266	0.000028	94.265	6.452036	1.00066624	6.000E-11
14D30564	20.4 %	✓ 16.890157	0.014254	0.004625	0.002977	0.005809	0.000030	94.274	6.453098	1.00066630	7.726E-11
14D30566	21.6 %	16.774463	0.014454	0.002822	0.003326	0.005491	0.000030	94.291	6.455311	1.00066642	6.635E-11
14D30567	23.0 %	✓ 17.389034	0.013445	0.001317	0.001689	0.007402	0.000029	94.299	6.456374	1.00066648	1.306E-10
14D30569	24.5 %	✓ 17.354477	0.013420	0.001226	0.001786	0.007258	0.000030	94.317	6.458588	1.00066660	1.279E-10

Procedure Blanks		36Ar ± 1σ (SE) [fA]	37Ar ± 1σ (SE) [fA]	38Ar ± 1σ (SE) [fA]	39Ar ± 1σ (SE) [fA]	40Ar ± 1σ (SE) [fA]
14D30533	2.8 %	0.0175117 ± 0.0012832	0.0129999 ± 0.0294373	0.0377293 ± 0.0263731	0.0406320 ± 0.0242524	5.1629404 ± 0.1501806
14D30535	3.4 %	0.0180095 ± 0.0012832	0.0014383 ± 0.0294373	0.0682477 ± 0.0263731	0.0325933 ± 0.0242524	5.1685161 ± 0.1501806
14D30536	4.0 %	0.0181385 ± 0.0012832	0.0054451 ± 0.0294373	0.0759664 ± 0.0263731	0.0289484 ± 0.0242524	5.1622533 ± 0.1501806
14D30537	4.6 %	0.0182099 ± 0.0012832	0.0079438 ± 0.0294373	0.0801527 ± 0.0263731	0.0254812 ± 0.0242524	5.1514645 ± 0.1501806
14D30539	5.2 %	0.0182132 ± 0.0012832	0.0094268 ± 0.0294373	0.0803090 ± 0.0263731	0.0189279 ± 0.0242524	5.1181977 ± 0.1501806
14D30540	6.0 %	0.0181570 ± 0.0012832	0.0087639 ± 0.0294373	0.0771882 ± 0.0263731	0.0159204 ± 0.0242524	5.0970231 ± 0.1501806
14D30541	6.8 %	0.0180809 ± 0.0012832	0.0075829 ± 0.0294373	0.0731095 ± 0.0263731	0.0134058 ± 0.0242524	5.0761750 ± 0.1501806
14D30543	7.6 %	0.0178772 ± 0.0012832	0.0041682 ± 0.0294373	0.0628975 ± 0.0263731	0.0090037 ± 0.0242524	5.0316166 ± 0.1501806
14D30544	8.4 %	0.0177700 ± 0.0012832	0.0023976 ± 0.0294373	0.0579779 ± 0.0263731	0.0072960 ± 0.0242524	5.0109118 ± 0.1501806
14D30545	9.2 %	0.0176550 ± 0.0012832	0.0005893 ± 0.0294373	0.0531428 ± 0.0263731	0.0057377 ± 0.0242524	4.9897931 ± 0.1501806
14D30547	10.0 %	0.0174557 ± 0.0012832	0.0020974 ± 0.0294373	0.0464412 ± 0.0263731	0.0035513 ± 0.0242524	4.9550250 ± 0.1501806
14D30548	10.8 %	0.0173775 ± 0.0012832	0.0028492 ± 0.0294373	0.0448481 ± 0.0263731	0.0028501 ± 0.0242524	4.9418683 ± 0.1501806
14D30549	11.6 %	0.0173097 ± 0.0012832	0.0031851 ± 0.0294373	0.0445152 ± 0.0263731	0.0023153 ± 0.0242524	4.9306829 ± 0.1501806
14D30551	12.4 %	0.0172375 ± 0.0012832	0.0023905 ± 0.0294373	0.0479549 ± 0.0263731	0.0018362 ± 0.0242524	4.9193794 ± 0.1501806
14D30552	13.2 %	0.0172291 ± 0.0012832	0.0011902 ± 0.0294373	0.0520121 ± 0.0263731	0.0017819 ± 0.0242524	4.9187016 ± 0.1501806
14D30553	14.0 %	0.0172408 ± 0.0012832	0.0003661 ± 0.0294373	0.0570394 ± 0.0263731	0.0018100 ± 0.0242524	4.9216132 ± 0.1501806
14D30555	14.8 %	0.0173212 ± 0.0012832	0.0047629 ± 0.0294373	0.0708769 ± 0.0263731	0.0019261 ± 0.0242524	4.9386835 ± 0.1501806
14D30556	15.6 %	0.0173891 ± 0.0012832	0.0074860 ± 0.0294373	0.0794087 ± 0.0263731	0.0019072 ± 0.0242524	4.9533315 ± 0.1501806
14D30557	16.4 %	0.0174643 ± 0.0012832	0.0101211 ± 0.0294373	0.0877297 ± 0.0263731	0.0017676 ± 0.0242524	4.9701995 ± 0.1501806
14D30559	17.2 %	0.0176448 ± 0.0012832	0.0154122 ± 0.0294373	0.1049865 ± 0.0263731	0.0008448 ± 0.0242524	5.0148206 ± 0.1501806
14D30560	18.0 %	0.0177343 ± 0.0012832	0.0175366 ± 0.0294373	0.1124234 ± 0.0263731	0.0000319 ± 0.0242524	5.0402573 ± 0.1501806
14D30561	18.8 %	0.0178258 ± 0.0012832	0.0192575 ± 0.0294373	0.1191625 ± 0.0263731	0.0014043 ± 0.0242524	5.0702563 ± 0.1501806
14D30563	19.6 %	0.0179592 ± 0.0012832	0.0199287 ± 0.0294373	0.1258989 ± 0.0263731	0.0056147 ± 0.0242524	5.1332663 ± 0.1501806
14D30564	20.4 %	0.0179894 ± 0.0012832	0.0185266 ± 0.0294373	0.1249868 ± 0.0263731	0.0085372 ± 0.0242524	5.1650074 ± 0.1501806
14D30566	21.6 %	0.0179403 ± 0.0012832	0.0105833 ± 0.0294373	0.1108537 ± 0.0263731	0.0169699 ± 0.0242524	5.2312586 ± 0.1501806
14D30567	23.0 %	0.0178455 ± 0.0012832	0.0037575 ± 0.0294373	0.0966837 ± 0.0263731	0.0223318 ± 0.0242524	5.2618201 ± 0.1501806
14D30569	24.5 %	0.0174477 ± 0.0012832	0.0184865 ± 0.0294373	0.0473878 ± 0.0263731	0.0367720 ± 0.0242524	5.3190551 ± 0.1501806

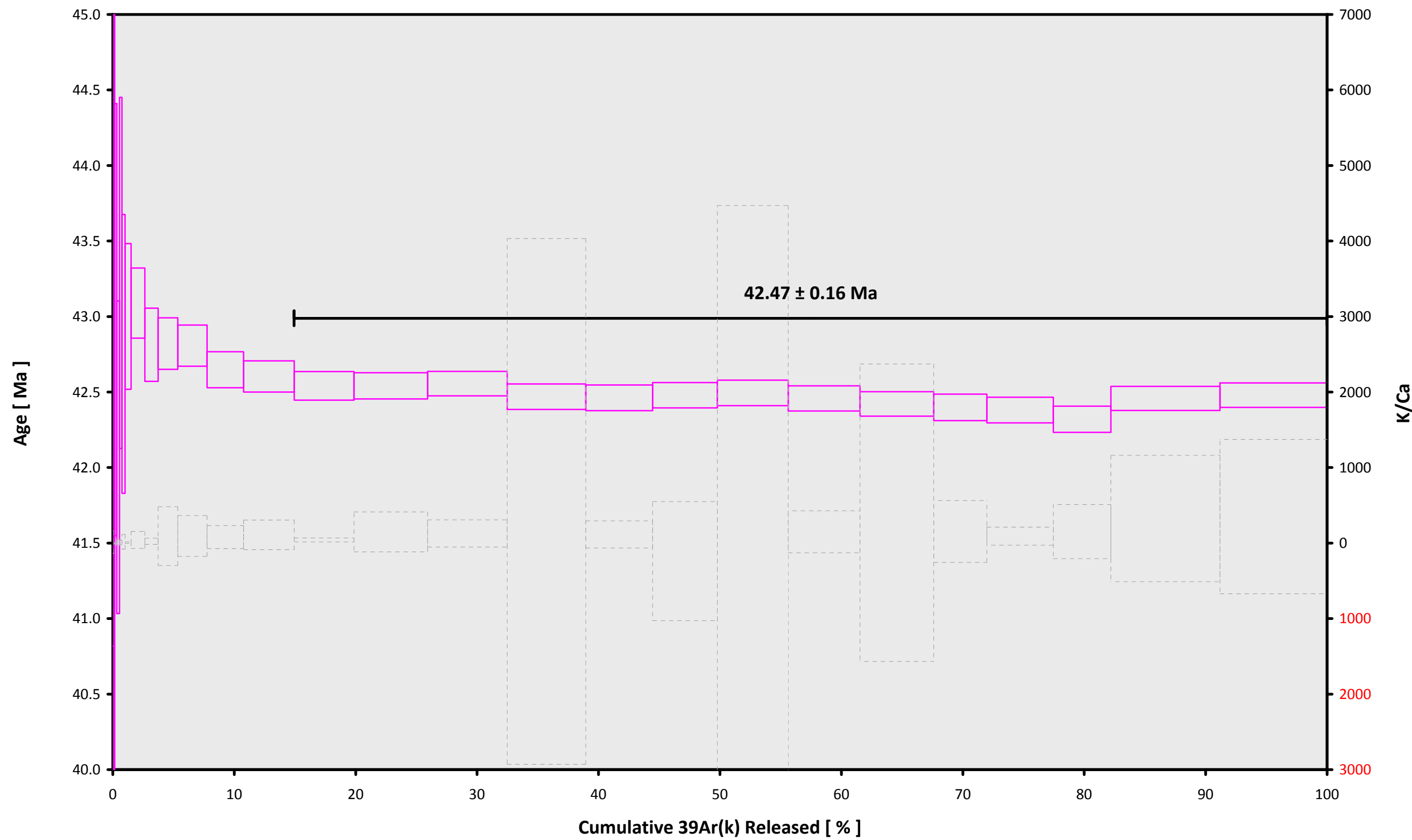
Intercept Values		36Ar ± 1σ (SE) [fA]	r2	Regression (type,n)	37Ar ± 1σ (SE) [fA]	r2	Regression (type,n)	38Ar ± 1σ (SE) [fA]	r2	Regression (type,n)	39Ar ± 1σ (SE) [fA]	r2	Regression (type,n)	40Ar ± 1σ (SE) [fA]	r2	Regression (type,n)
14D30533	2.8 %	0.1971607 ± 0.0012059	0.1804	EXP 150 of 150	0.0203787 ± 0.0274447	0.0020	EXP 150 of 150	0.0474733 ± 0.0271748	0.0170	EXP 150 of 150	1.46795 ± 0.02563	0.0001	EXP 149 of 150	81.8037 ± 0.0356	0.9898	EXP 150 of 150
14D30535	3.4 %	0.0884828 ± 0.0007300	0.0913	EXP 150 of 150	0.0465977 ± 0.0296737	0.0057	EXP 150 of 150	0.0766821 ± 0.0236341	0.0089	EXP 150 of 150	1.11459 ± 0.02801	0.0045	EXP 150 of 150	44.3292 ± 0.0295	0.9962	EXP 150 of 150
14D30536	4.0 %	0.1637786 ± 0.0010667	0.0365	EXP 150 of 150	0.0503819 ± 0.0275785	0.0455	EXP 150 of 150	0.0012055 ± 0.0271505	0.0000	EXP 150 of 150	2.96357 ± 0.02570	0.0808	EXP 150 of 150	97.0454 ± 0.0349	0.9748	EXP 150 of 150
14D30537	4.6 %	0.1361116 ± 0.0008065	0.0407	EXP 150 of 150	0.0160773 ± 0.0286796	0.0014	EXP 150 of 150	0.0023826 ± 0.0234354	0.0027	EXP 150 of 150	3.90956 ± 0.02616	0.2008	EXP 150 of 150	101.7021 ± 0.0371	0.9607	EXP 149 of 150
14D30539	5.2 %	0.0852691 ± 0.0007369	0.2028	EXP 150 of 150	0.0147073 ± 0.0278308	0.0017	EXP 150 of 150	0.0457263 ± 0.0250128	0.0149	EXP 150 of 150	3.34475 ± 0.02273	0.2892	EXP 150 of 150	78.6490 ± 0.0339	0.9836	EXP 150 of 150
14D30540	6.0 %	0.0913304 ± 0.0006749	0.1441	EXP 150 of 150	0.0068708 ± 0.0291187	0.0014	EXP 150 of 150	0.0091958 ± 0.0280400	0.0023	EXP 150 of 150	4.37060 ± 0.02697	0.4589	EXP 150 of 150	95.6974 ± 0.0385	0.9531	EXP 150 of 150
14D30541	6.8 %	0.1660888 ± 0.0009945	0.1025	EXP 150 of 150	0.0640005 ± 0.0316275	0.0113	EXP 150 of 150	0.1372733 ± 0.0252042	0.0328	EXP 150 of 150	8.72775 ± 0.02458	0.8105	EXP 150 of 150	187.0694 ± 0.0396	0.9806	EXP 150 of 150
14D30543	7.6 %	0.2350952 ± 0.0010227	0.2367	EXP 150 of 150	0.0261949 ± 0.0277039	0.0000	EXP 150 of 150	0.2882496 ± 0.0269414	0.0035	EXP 150 of 150	19.40151 ± 0.02586	0.9530	EXP 150 of 150	375.1821 ± 0.0540	0.9980	EXP 150 of 150
14D30544	8.4 %	0.1968663 ± 0.0010898	0.1069	EXP 150 of 150	0.0468449 ± 0.0269043	0.0052	EXP 150 of 150	0.2826202 ± 0.0232836	0.0445	EXP 150 of 150	18.87562 ± 0.02801	0.9442	EXP 150 of 150	353.1535 ± 0.0537	0.9976	EXP 150 of 150
14D30545	9.2 %	0.2828916 ± 0.0011754	0.2387	EXP 150 of 150	0.0196057 ± 0.0311562	0.0002	EXP 150 of 150	0.4203719 ± 0.0241780	0.0114	EXP 150 of 150	28.05184 ± 0.02514	0.9809	EXP 150 of 150	522.1285 ± 0.0590	0.9991	EXP 150 of 150
14D30547	10.0 %	0.3871813 ± 0.0014311	0.4478	EXP 150 of 150	0.0315043 ± 0.0305691	0.0032	EXP 150 of 150	0.6926638 ± 0.0264415	0.0478	EXP 150 of 150	41.69698 ± 0.03056	0.9870	EXP 150 of 150	765.7172 ± 0.0696	0.9995	EXP 150 of 150
14D30548	10.8 %	0.4034462 ± 0.0016343	0.3869	EXP 150 of 150	0.0459483 ± 0.0290269	0.0078	EXP 150 of 150	0.8693670 ± 0.0251902	0.0914	EXP 149 of 150	51.98072 ± 0.03188	0.9911	EXP 150 of 150	926.9696 ± 0.0748	0.9996	EXP 150 of 150
14D30549	11.6 %	0.6250640 ± 0.0019711	0.5996	EXP 150 of 150	0.0466296 ± 0.0256775	0.0001	EXP 150 of 150	1.2269902 ± 0.0261887	0.0888	EXP 150 of 150	71.98862 ± 0.02972	0.9960	EXP 150 of 150	1303.4234 ± 0.0895	0.9998	EXP 150 of 150
14D30551	12.4 %	0.6942421 ± 0.0019784	0.6933	EXP 150 of 150	0.1385763 ± 0.0305818	0.0299	EXP 150 of 150	1.3890183 ± 0.0285643	0.0389	EXP 150 of 150	85.15357 ± 0.03082	0.9969	EXP 150 of 150	1525.8277 ± 0.0958	0.9998	EXP 150 of 150
14D30552	13.2 %	0.7004167 ± 0.0021452	0.6274	EXP 150 of 150	0.0480905 ± 0.0302190	0.0027	EXP 150 of 150	1.7183579 ± 0.0265963	0.1204	EXP 150 of 150	104.69460 ± 0.03281	0.9977	EXP 150 of 150	1828.4823 ± 0.1058	0.9998	EXP 150 of 150
14D30553	14.0 %	0.7085508 ± 0.0017262	0.6270	EXP 150 of 150	0.0585010 ± 0.0295594	0.0067	EXP 150 of 150	1.8381081 ± 0.0232144	0.1023	EXP 150 of 150	113.21604 ± 0.03337	0.9980	EXP 150 of 150	1962.7473 ± 0.1147	0.9998	EXP 150 of 150
14D30555	14.8 %	0.6510752 ± 0.0021982	0.4605	EXP 150 of 150	0.0085856 ± 0.0301329	0.0061	EXP 150 of 150	1.8378873 ± 0.0261732	0.1486	EXP 150 of 150	111.71731 ± 0.03655	0.9975	EXP 150 of 150	1918.2504 ± 0.1243	0.9998	EXP 150 of 150
14D30556	15.6 %	0.4889630 ± 0.0017365	0.2616	EXP 150 of 150	0.0472961 ± 0.0309340	0.0002	EXP 150 of 150	1.5352288 ± 0.0245940	0.0764	EXP 150 of 150	95.21731 ± 0.03543	0.9968	EXP 150 of 150	1614.0652 ± 0.1128	0.9997	EXP 150 of 150
14D30557	16.4 %	0.4802066 ± 0.0015318	0.3243	EXP 150 of 150	0.0354882 ± 0.0295793	0.0219	EXP 150 of 150	1.5123553 ± 0.0236420	0.1339	EXP 150 of 150	92.19746 ± 0.03068	0.9973	EXP 150 of 150	1565.5670 ± 0.0905	0.9998	EXP 150 of 150
14D30559	17.2 %	0.5893600 ± 0.0019139	0.4873	EXP 150 of 150	0.0037605 ± 0.0269887	0.0312	EXP 150 of 150	1.6493957 ± 0.0246672	0.0903	EXP 150 of 150	100.72606 ± 0.03074	0.9978	EXP 150 of 150	1731.0916 ± 0.1041	0.9998	EXP 150 of 150
14D30560	18.0 %	0.5792869 ± 0.0017687	0.4793	EXP 150 of 150	0.0273129 ± 0.0291376	0.0000	EXP 150 of 150	1.6945963 ± 0.0273479	0.1294	EXP 150 of 150	102.29999 ± 0.03497	0.9972	EXP 150 of 150	1750.7535 ± 0.1072	0.9998	EXP 150 of 150
14D30561	18.8 %	0.5433074 ± 0.0017006	0.3149	EXP 150 of 150	0.0021158 ± 0.0297910	0.0142	EXP 150 of 150	1.6729646 ± 0.0278972	0.0766	EXP 150 of 150	104.96896 ± 0.03293	0.9977	EXP 150 of 150	1779.1300 ± 0.1121	0.9998	EXP 150 of 150
14D30563	19.6 %	0.3267878 ± 0.0012719	0.0948	EXP 150 of 150	0.0123987 ± 0.0315734	0.0002	EXP 150 of 150	1.2011525 ± 0.0260975	0.0817	EXP 150 of 150	75.48418 ± 0.03159	0.9958	EXP 150 of 150	1258.6758 ± 0.0804	0.9998	EXP 150 of 150
14D30564	20.4 %	0.5449911 ± 0.0017461	0.4776	EXP 150 of 150	0.0484127 ± 0.0314696	0.0002	EXP 150 of 150	1.5165192 ± 0.0252449	0.0498	EXP 150 of 150	94.61287 ± 0.03333	0.9971	EXP 150 of 150	1619.2671 ± 0.1003	0.9998	EXP 150 of 150
14D30566	21.6 %	0.4487582 ± 0.0014420	0.3639	EXP 150 of 150	0.0247273 ± 0.0294162	0.0000	EXP 150 of 150	1.3453837 ± 0.0236987	0.1409	EXP 150 of 150	81.82154 ± 0.02942	0.9969	EXP 150 of 150	1391.3886 ± 0.0830	0.9998	EXP 150 of 150
14D30567	23.0 %	1.1204939 ± 0.0025546	0.7610	EXP 150 of 150	0.0275266 ± 0.0272592	0.0128	EXP 150 of 150	2.5897846 ± 0.0267358	0.1520	EXP 150 of 150	155.36328 ± 0.03758	0.9986	EXP 150 of 150	2733.9115 ± 0.1233	0.9999	EXP 150 of 150
14D30569	24.5 %	1.0781627 ± 0.0026962	0.7424	EXP 150 of 150	0.0470471 ± 0.0294008	0.0047	EXP 150 of 150	2.5453474 ± 0.0264926	0.2106	EXP 150 of 150	152.42106 ± 0.03639	0.9986	EXP 150 of 150	2676.7142 ± 0.1356	0.9999	EXP 150 of 150

Project Info		Analyst	Irradiation	X-pos	Y-pos	Z/H-pos	Project	Experiment	Nmb
14D30533	2.8 %	Susan Schnur	14-OSU-04	0.00	0.00	51.50	Walvis Ridge\MV1203 (13-INT-04)	14D30532	01
14D30535	3.4 %	Susan Schnur	14-OSU-04	0.00	0.00	51.50	Walvis Ridge\MV1203 (13-INT-04)	14D30532	01
14D30536	4.0 %	Susan Schnur	14-OSU-04	0.00	0.00	51.50	Walvis Ridge\MV1203 (13-INT-04)	14D30532	01
14D30537	4.6 %	Susan Schnur	14-OSU-04	0.00	0.00	51.50	Walvis Ridge\MV1203 (13-INT-04)	14D30532	01
14D30539	5.2 %	Susan Schnur	14-OSU-04	0.00	0.00	51.50	Walvis Ridge\MV1203 (13-INT-04)	14D30532	01
14D30540	6.0 %	Susan Schnur	14-OSU-04	0.00	0.00	51.50	Walvis Ridge\MV1203 (13-INT-04)	14D30532	01
14D30541	6.8 %	Susan Schnur	14-OSU-04	0.00	0.00	51.50	Walvis Ridge\MV1203 (13-INT-04)	14D30532	01
14D30543	7.6 %	Susan Schnur	14-OSU-04	0.00	0.00	51.50	Walvis Ridge\MV1203 (13-INT-04)	14D30532	01
14D30544	8.4 %	Susan Schnur	14-OSU-04	0.00	0.00	51.50	Walvis Ridge\MV1203 (13-INT-04)	14D30532	01
14D30545	9.2 %	Susan Schnur	14-OSU-04	0.00	0.00	51.50	Walvis Ridge\MV1203 (13-INT-04)	14D30532	01
14D30547	10.0 %	Susan Schnur	14-OSU-04	0.00	0.00	51.50	Walvis Ridge\MV1203 (13-INT-04)	14D30532	01
14D30548	10.8 %	Susan Schnur	14-OSU-04	0.00	0.00	51.50	Walvis Ridge\MV1203 (13-INT-04)	14D30532	01
14D30549	11.6 %	Susan Schnur	14-OSU-04	0.00	0.00	51.50	Walvis Ridge\MV1203 (13-INT-04)	14D30532	01
14D30551	12.4 %	Susan Schnur	14-OSU-04	0.00	0.00	51.50	Walvis Ridge\MV1203 (13-INT-04)	14D30532	01
14D30552	13.2 %	Susan Schnur	14-OSU-04	0.00	0.00	51.50	Walvis Ridge\MV1203 (13-INT-04)	14D30532	01
14D30553	14.0 %	Susan Schnur	14-OSU-04	0.00	0.00	51.50	Walvis Ridge\MV1203 (13-INT-04)	14D30532	01
14D30555	14.8 %	Susan Schnur	14-OSU-04	0.00	0.00	51.50	Walvis Ridge\MV1203 (13-INT-04)	14D30532	01
14D30556	15.6 %	Susan Schnur	14-OSU-04	0.00	0.00	51.50	Walvis Ridge\MV1203 (13-INT-04)	14D30532	01
14D30557	16.4 %	Susan Schnur	14-OSU-04	0.00	0.00	51.50	Walvis Ridge\MV1203 (13-INT-04)	14D30532	01
14D30559	17.2 %	Susan Schnur	14-OSU-04	0.00	0.00	51.50	Walvis Ridge\MV1203 (13-INT-04)	14D30532	01
14D30560	18.0 %	Susan Schnur	14-OSU-04	0.00	0.00	51.50	Walvis Ridge\MV1203 (13-INT-04)	14D30532	01
14D30561	18.8 %	Susan Schnur	14-OSU-04	0.00	0.00	51.50	Walvis Ridge\MV1203 (13-INT-04)	14D30532	01
14D30563	19.6 %	Susan Schnur	14-OSU-04	0.00	0.00	51.50	Walvis Ridge\MV1203 (13-INT-04)	14D30532	01
14D30564	20.4 %	Susan Schnur	14-OSU-04	0.00	0.00	51.50	Walvis Ridge\MV1203 (13-INT-04)	14D30532	01
14D30566	21.6 %	Susan Schnur	14-OSU-04	0.00	0.00	51.50	Walvis Ridge\MV1203 (13-INT-04)	14D30532	01
14D30567	23.0 %	Susan Schnur	14-OSU-04	0.00	0.00	51.50	Walvis Ridge\MV1203 (13-INT-04)	14D30532	01
14D30569	24.5 %	Susan Schnur	14-OSU-04	0.00	0.00	51.50	Walvis Ridge\MV1203 (13-INT-04)	14D30532	01

Sample Parameters	Sample	Material	Location	Standard Name	Standard (in Ma)	%1σ	Standard Reference	Standard 40Ar/39Ar	%1σ	J	%1σ	Air 40Ar/36Ar	%1σ	MDF (lin)	%1σ	Volume Ratio	Sensitivity (mol/volt)	Day	Month	Year	Hour	Min	Resist	
14D30533	2.8 %	MV1203-D61-07C	Biotite	Maybe Seamount	FCT-NM (4B37-14)	28.201	0.082	Kuiper et al (2008)	10.05509	0.19	0.00156313	0.190	303.575	0.17	0.9933415	0.072	1	4.8E-14	8	NOV	2014	16	9	1
14D30535	3.4 %	MV1203-D61-07C	Biotite	Maybe Seamount	FCT-NM (4B37-14)	28.201	0.082	Kuiper et al (2008)	10.05509	0.19	0.00156313	0.190	303.575	0.17	0.9933415	0.072	1	4.8E-14	8	NOV	2014	16	34	1
14D30536	4.0 %	MV1203-D61-07C	Biotite	Maybe Seamount	FCT-NM (4B37-14)	28.201	0.082	Kuiper et al (2008)	10.05509	0.19	0.00156313	0.190	303.575	0.17	0.9933415	0.072	1	4.8E-14	8	NOV	2014	16	46	1
14D30537	4.6 %	MV1203-D61-07C	Biotite	Maybe Seamount	FCT-NM (4B37-14)	28.201	0.082	Kuiper et al (2008)	10.05509	0.19	0.00156313	0.190	303.575	0.17	0.9933415	0.072	1	4.8E-14	8	NOV	2014	16	58	1
14D30539	5.2 %	MV1203-D61-07C	Biotite	Maybe Seamount	FCT-NM (4B37-14)	28.201	0.082	Kuiper et al (2008)	10.05509	0.19	0.00156313	0.190	303.575	0.17	0.9933415	0.072	1	4.8E-14	8	NOV	2014	17	23	1
14D30540	6.0 %	MV1203-D61-07C	Biotite	Maybe Seamount	FCT-NM (4B37-14)	28.201	0.082	Kuiper et al (2008)	10.05509	0.19	0.00156313	0.190	303.575	0.17	0.9933415	0.072	1	4.8E-14	8	NOV	2014	17	36	1
14D30541	6.8 %	MV1203-D61-07C	Biotite	Maybe Seamount	FCT-NM (4B37-14)	28.201	0.082	Kuiper et al (2008)	10.05509	0.19	0.00156313	0.190	303.575	0.17	0.9933415	0.072	1	4.8E-14	8	NOV	2014	17	48	1
14D30543	7.6 %	MV1203-D61-07C	Biotite	Maybe Seamount	FCT-NM (4B37-14)	28.201	0.082	Kuiper et al (2008)	10.05509	0.19	0.00156313	0.190	303.575	0.17	0.9933415	0.072	1	4.8E-14	8	NOV	2014	18	13	1
14D30544	8.4 %	MV1203-D61-07C	Biotite	Maybe Seamount	FCT-NM (4B37-14)	28.201	0.082	Kuiper et al (2008)	10.05509	0.19	0.00156313	0.190	303.575	0.17	0.9933415	0.072	1	4.8E-14	8	NOV	2014	18	25	1
14D30545	9.2 %	MV1203-D61-07C	Biotite	Maybe Seamount	FCT-NM (4B37-14)	28.201	0.082	Kuiper et al (2008)	10.05509	0.19	0.00156313	0.190	303.575	0.17	0.9933415	0.072	1	4.8E-14	8	NOV	2014	18	38	1
14D30547	10.0 %	MV1203-D61-07C	Biotite	Maybe Seamount	FCT-NM (4B37-14)	28.201	0.082	Kuiper et al (2008)	10.05509	0.19	0.00156313	0.190	303.575	0.17	0.9933415	0.072	1	4.8E-14	8	NOV	2014	19	3	1
14D30548	10.8 %	MV1203-D61-07C	Biotite	Maybe Seamount	FCT-NM (4B37-14)	28.201	0.082	Kuiper et al (2008)	10.05509	0.19	0.00156313	0.190	303.575	0.17	0.9933415	0.072	1	4.8E-14	8	NOV	2014	19	15	1
14D30549	11.6 %	MV1203-D61-07C	Biotite	Maybe Seamount	FCT-NM (4B37-14)	28.201	0.082	Kuiper et al (2008)	10.05509	0.19	0.00156313	0.190	303.575	0.17	0.9933415	0.072	1	4.8E-14	8	NOV	2014	19	28	1
14D30551	12.4 %	MV1203-D61-07C	Biotite	Maybe Seamount	FCT-NM (4B37-14)	28.201	0.082	Kuiper et al (2008)	10.05509	0.19	0.00156313	0.190	303.575	0.17	0.9933415	0.072	1	4.8E-14	8	NOV	2014	19	52	1
14D30552	13.2 %	MV1203-D61-07C	Biotite	Maybe Seamount	FCT-NM (4B37-14)	28.201	0.082	Kuiper et al (2008)	10.05509	0.19	0.00156313	0.190	303.575	0.17	0.9933415	0.072	1	4.8E-14	8	NOV	2014	20	5	1
14D30553	14.0 %	MV1203-D61-07C	Biotite	Maybe Seamount	FCT-NM (4B37-14)	28.201	0.082	Kuiper et al (2008)	10.05509	0.19	0.00156313	0.190	303.575	0.17	0.9933415	0.072	1	4.8E-14	8	NOV	2014	20	17	1
14D30555	14.8 %	MV1203-D61-07C	Biotite	Maybe Seamount	FCT-NM (4B37-14)	28.201	0.082	Kuiper et al (2008)	10.05509	0.19	0.00156313	0.190	303.575	0.17	0.9933415	0.072	1	4.8E-14	8	NOV	2014	20	42	1
14D30556	15.6 %	MV1203-D61-07C	Biotite	Maybe Seamount	FCT-NM (4B37-14)	28.201	0.082	Kuiper et al (2008)	10.05509	0.19	0.00156313	0.190	303.575	0.17	0.9933415	0.072	1	4.8E-14	8	NOV	2014	20	55	1
14D30557	16.4 %	MV1203-D61-07C	Biotite	Maybe Seamount	FCT-NM (4B37-14)	28.201	0.082	Kuiper et al (2008)	10.05509	0.19	0.00156313	0.190	303.575	0.17	0.9933415	0.072	1	4.8E-14	8	NOV	2014	21	7	1
14D30559	17.2 %	MV1203-D61-07C	Biotite	Maybe Seamount	FCT-NM (4B37-14)	28.201	0.082	Kuiper et al (2008)	10.05509	0.19	0.00156313	0.190	303.575	0.17	0.9933415	0.072	1	4.8E-14	8	NOV	2014	21	32	1
14D30560	18.0 %	MV1203-D61-07C	Biotite	Maybe Seamount	FCT-NM (4B37-14)	28.201	0.082	Kuiper et al (2008)	10.05509	0.19	0.00156313	0.190	303.575	0.17	0.9933415	0.072	1	4.8E-14	8	NOV	2014	21	44	1
14D30561	18.8 %	MV1203-D61-07C	Biotite	Maybe Seamount	FCT-NM (4B37-14)	28.201	0.082	Kuiper et al (2008)	10.05509	0.19	0.00156313	0.190	303.575	0.17	0.9933415	0.072	1	4.8E-14	8	NOV	2014	21	57	1
14D30563	19.6 %	MV1203-D61-07C	Biotite	Maybe Seamount	FCT-NM (4B37-14)	28.201	0.082	Kuiper et al (2008)	10.05509	0.19	0.00156313	0.190	303.575	0.17	0.9933415	0.072	1	4.8E-14	8	NOV	2014	22	22	1
14D30564	20.4 %	MV1203-D61-07C	Biotite	Maybe Seamount	FCT-NM (4B37-14)	28.201	0.082	Kuiper et al (2008)	10.05509	0.19	0.00156313	0.190	303.575	0.17	0.9933415	0.072	1	4.8E-14	8	NOV	2014	22	34	1
14D30566	21.6 %	MV1203-D61-07C	Biotite	Maybe Seamount	FCT-NM (4B37-14)	28.201	0.082	Kuiper et al (2008)	10.05509	0.19	0.00156313	0.190	303.575	0.17	0.9933415	0.072	1	4.8E-14	8	NOV	2014	22	59	1
14D30567	23.0 %	MV1203-D61-07C	Biotite	Maybe Seamount	FCT-NM (4B37-14)	28.201	0.082	Kuiper et al (2008)	10.05509	0.19	0.00156313	0.190	303.575	0.17	0.9933415	0.072	1	4.8E-14	8	NOV	2014	23	11	1
14D30569	24.5 %	MV1203-D61-07C	Biotite	Maybe Seamount	FCT-NM (4B37-14)	28.201	0.082	Kuiper et al (2008)	10.05509	0.19	0.00156313	0.190	303.575	0.17	0.9933415	0.072	1	4.8E-14	8	NOV	2014	23	36	1

Irradiation Constants		40/36(a)	%1σ	40/36(c)	%1σ	38/36(a)	%1σ	38/36(c)	%1σ	39/37(ca)	%1σ	38/37(ca)	%1σ	36/37(ca)	%1σ	40/39(k)	%1σ	38/39(k)	%1σ	36/38(cl)	%1σ	K/Ca	%1σ	K/Cl	%1σ	Ca/Cl	%1σ
14D30533	2.8 %	295.5	0	0.018	35	0.1869	0	1.493	3	0.000676	1.32	7.18E-05	12.82	0.000266	0.15	0.003823	2.66	0.012031	0.16	0	0	0.43	0	0	0	0	0
14D30535	3.4 %	295.5	0	0.018	35	0.1869	0	1.493	3	0.000676	1.32	7.18E-05	12.82	0.000266	0.15	0.003823	2.66	0.012031	0.16	0	0	0.43	0	0	0	0	0
14D30536	4.0 %	295.5	0	0.018	35	0.1869	0	1.493	3	0.000676	1.32	7.18E-05	12.82	0.000266	0.15	0.003823	2.66	0.012031	0.16	0	0	0.43	0	0	0	0	0
14D30537	4.6 %	295.5	0	0.018	35	0.1869	0	1.493	3	0.000676	1.32	7.18E-05	12.82	0.000266	0.15	0.003823	2.66	0.012031	0.16	0	0	0.43	0	0	0	0	0
14D30539	5.2 %	295.5	0	0.018	35	0.1869	0	1.493	3	0.000676	1.32	7.18E-05	12.82	0.000266	0.15	0.003823	2.66	0.012031	0.16	0	0	0.43	0	0	0	0	0
14D30540	6.0 %	295.5	0	0.018	35	0.1869	0	1.493	3	0.000676	1.32	7.18E-05	12.82	0.000266	0.15	0.003823	2.66	0.012031	0.16	0	0	0.43	0	0	0	0	0
14D30541	6.8 %	295.5	0	0.018	35	0.1869	0	1.493	3	0.000676	1.32	7.18E-05	12.82	0.000266	0.15	0.003823	2.66	0.012031	0.16	0	0	0.43	0	0	0	0	0
14D30543	7.6 %	295.5	0	0.018	35	0.1869	0	1.493	3	0.000676	1.32	7.18E-05	12.82	0.000266	0.15	0.003823	2.66	0.012031	0.16	0	0	0.43	0	0	0	0	0
14D30544	8.4 %	295.5	0	0.018	35	0.1869	0	1.493	3	0.000676	1.32	7.18E-05	12.82	0.000266	0.15	0.003823	2.66	0.012031	0.16	0	0	0.43	0	0	0	0	0
14D30545	9.2 %	295.5	0	0.018	35	0.1869	0	1.493	3	0.000676	1.32	7.18E-05	12.82	0.000266	0.15	0.003823	2.66	0.012031	0.16	0	0	0.43	0	0	0	0	0
14D30547	10.0 %	295.5	0	0.018	35	0.1869	0	1.493	3	0.000676	1.32	7.18E-05	12.82	0.000266	0.15	0.003823	2.66	0.012031	0.16	0	0	0.43	0	0	0	0	0
14D30548	10.8 %	295.5	0	0.018	35	0.1869	0	1.493	3	0.000676	1.32	7.18E-05	12.82	0.000266	0.15	0.003823	2.66	0.012031	0.16	0	0	0.43	0	0	0	0	0
14D30549	11.6 %	295.5	0	0.018	35	0.1869	0	1.493	3	0.000676	1.32	7.18E-05	12.82	0.000266	0.15	0.003823	2.66	0.012031	0.16	0	0	0.43	0	0	0	0	0
14D30551	12.4 %	295.5	0	0.018	35	0.1869	0	1.493	3	0.000676	1.32	7.18E-05	12.82	0.000266	0.15	0.003823	2.66	0.012031	0.16	0	0	0.43	0	0	0	0	0
14D30552	13.2 %	295.5	0	0.018	35	0.1869	0	1.493	3	0.000676	1.32	7.18E-05	12.82	0.000266	0.15	0.003823	2.66	0.012031	0.16	0	0	0.43	0	0	0	0	0
14D30553	14.0 %	295.5	0	0.018	35	0.1869	0	1.493	3	0.000676	1.32	7.18E-05	12.82	0.000266	0.15	0.003823	2.66	0.012031	0.16	0	0	0.43	0	0	0	0	0
14D30555	14.8 %	295.5	0	0.018	35	0.1869	0	1.493	3	0.000676	1.32	7.18E-05	12.82	0.000266	0.15	0.003823	2.66	0.012031	0.16	0	0	0.43	0	0	0	0	0
14D30556	15.6 %	295.5	0	0.018	35	0.1869	0	1.493	3	0.000676	1.32	7.18E-05	12.82	0.000266	0.15	0.003823	2.66	0.012031	0.16	0	0	0.43	0	0	0	0	0
14D30557	16.4 %	295.5	0	0.018	35	0.1869	0	1.493	3	0.000676	1.32	7.18E-05	12.82	0.000266	0.15	0.003823	2.66	0.012031	0.16	0	0	0.43	0	0	0	0	0
14D30559	17.2 %	295.5	0	0.018	35	0.1869	0	1.493	3	0.000676	1.32	7.18E-05	12.82	0.000266	0.15	0.003823	2.66	0.012031	0.16	0	0	0.43	0	0	0	0	0
14D30560	18.0 %	295.5	0	0.018	35	0.1869	0	1.493	3	0.000676	1.32	7.18E-05	12.82	0.000266	0.15	0.003823	2.66	0.012031	0.16	0	0	0.43	0	0	0	0	0
14D30561	18.8 %	295.5	0	0.018	35	0.1869	0	1.493	3	0.000676	1.32	7.18E-05	12.82	0.000266	0.15	0.003823	2.66	0.012031	0.16	0	0	0.43	0	0	0	0	0
14D30563	19.6 %	295.5	0	0.018	35	0.1869	0	1.493	3	0.000676	1.32	7.18E-05	12.82	0.000266	0.15	0.003823	2.66	0.012031	0.16	0	0	0.43	0	0	0	0	0
14D30564	20.4 %	295.5	0	0.018	35	0.1869	0	1.493	3	0.000676	1.32	7.18E-05	12.82	0.000266	0.15	0.003823	2.66	0.012031	0.16	0	0	0.43	0	0	0	0	0
14D30566	21.6 %	295.5	0	0.018	35	0.1869	0	1.493	3	0.000676	1.32	7.18E-05	12.82	0.000266	0.15	0.003823	2.66	0.012031	0.16	0	0	0.43	0	0	0	0	0
14D30567	23.0 %	295.5	0	0.018	35	0.1869	0	1.493	3	0.000676	1.32	7.18E-05	12.82	0.000266	0.15	0.003823	2.66	0.012031	0.16	0	0	0.43	0	0	0	0	0
14D30569	24.5 %	295.5	0	0.018	35	0.1869	0	1.493	3	0.000676	1.32	7.18E-05	12.82	0.000266	0.15	0.003823	2.66	0.012031	0.16	0	0	0.43	0	0	0	0	0

14D30532.AGE >>> MV1203-D61-07C >>> WALVIS RIDGE | MV1203 (13-INT-04) PROJECT



Ar-Ages in Ma

WEIGHTED PLATEAU
42.47 ± 0.16

TOTAL FUSION
42.50 ± 0.16

NORMAL ISOCHRON
42.29 ± 0.22

INVERSE ISOCHRON
42.30 ± 0.22

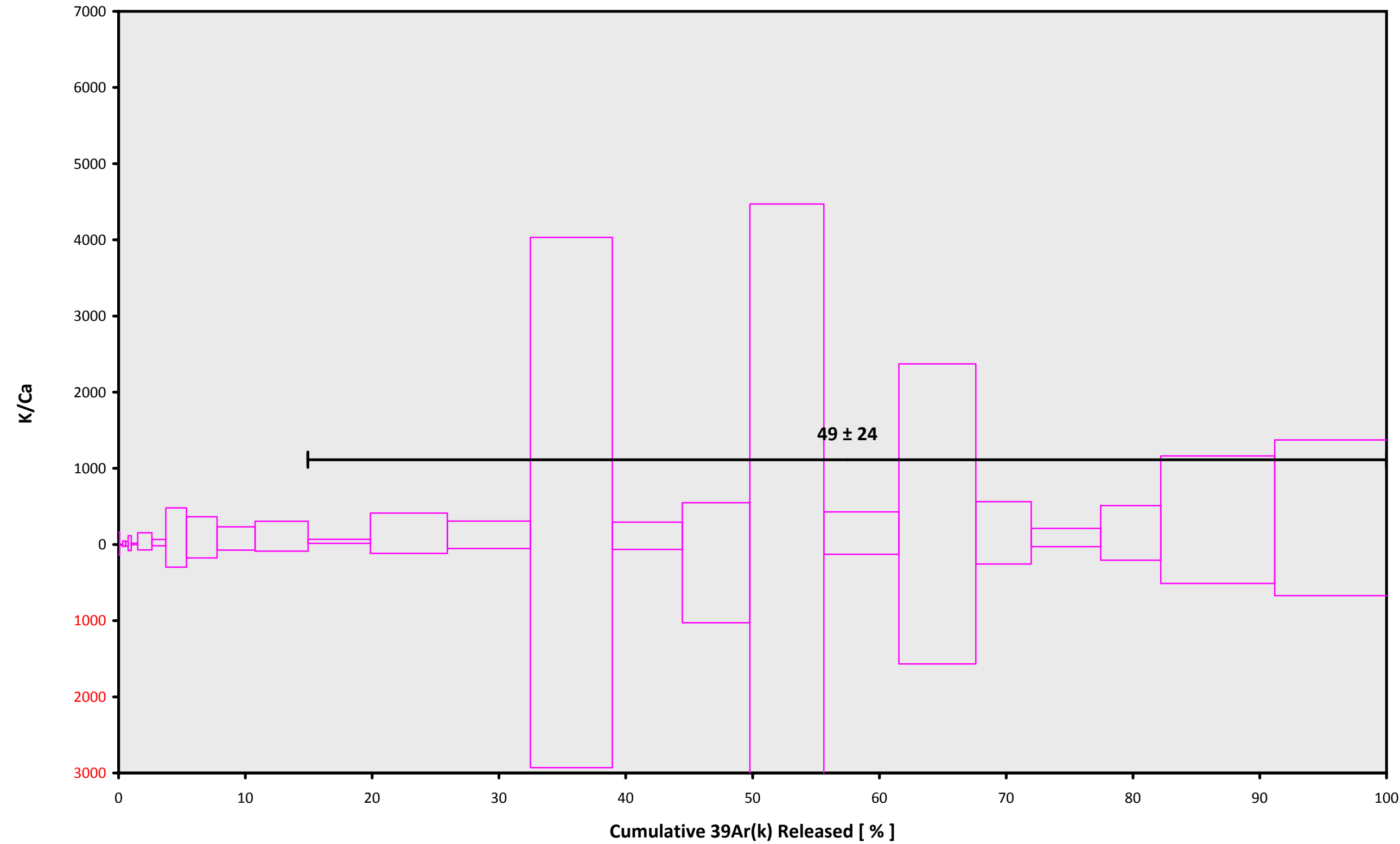
MSWD (PROBABILITY)
1.54 (10%)

Sample Info

Biotite
Maybe Seamount
Susan Schnur

IRR = 14-OSU-04 (4B37-14)
J = 0.00156313 ± 0.00000297

14D30532.AGE >>> MV1203-D61-07C >>> WALVIS RIDGE | MV1203 (13-INT-04) PROJECT



Ar-Ages in Ma

WEIGHTED PLATEAU

42.47 ± 0.16

TOTAL FUSION

42.50 ± 0.16

NORMAL ISOCHRON

42.29 ± 0.22

INVERSE ISOCHRON

42.30 ± 0.22

Sample Info

Biotite

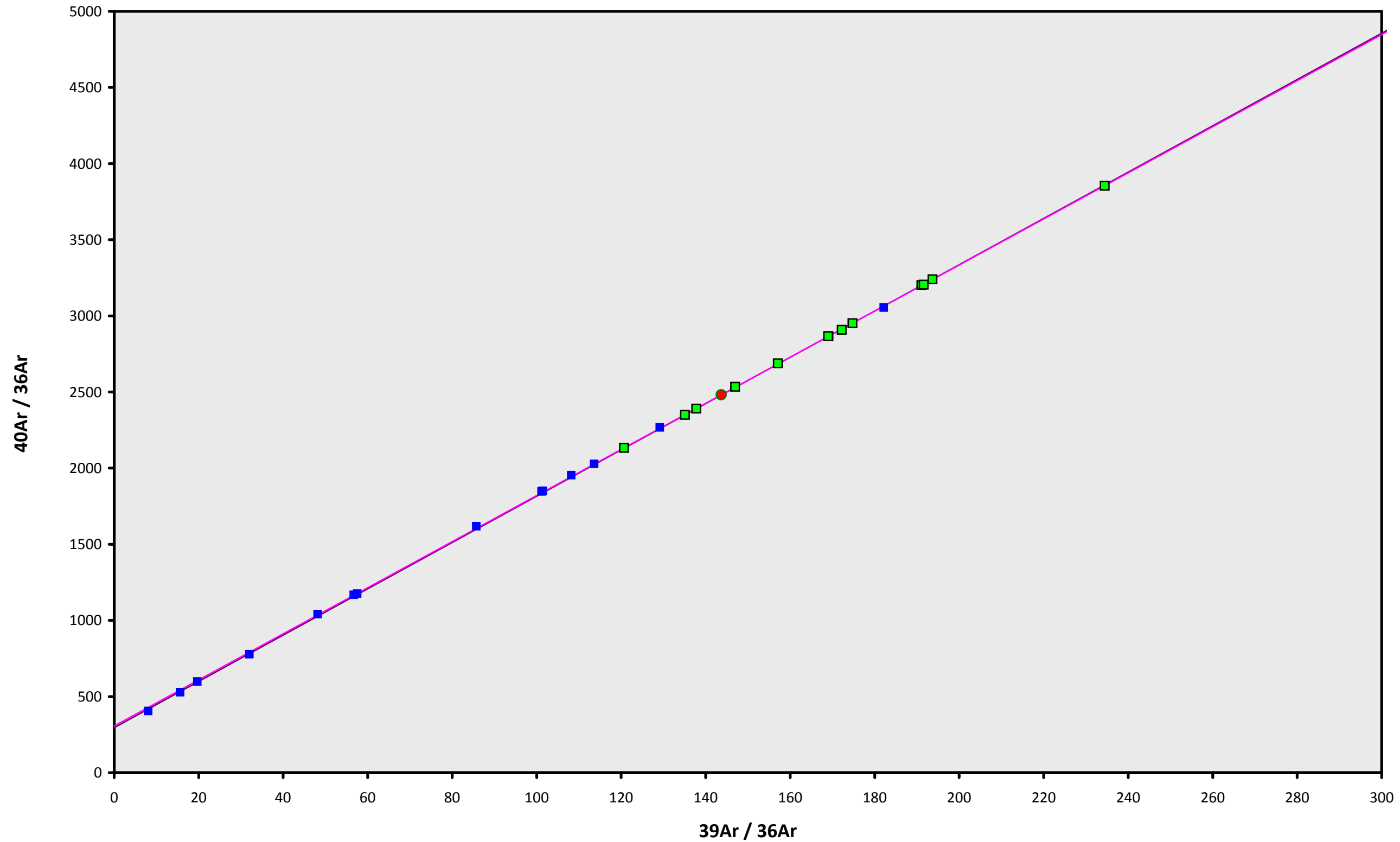
Maybe Seamount

Susan Schnur

IRR = 14-OSU-04 (4B37-14)

J = $0.00156313 \pm 0.00000297$

14D30532.AGE >>> MV1203-D61-07C >>> WALVIS RIDGE | MV1203 (13-INT-04) PROJECT



Ar-Ages in Ma

WEIGHTED PLATEAU

42.47 ± 0.16

TOTAL FUSION

42.50 ± 0.16

NORMAL ISOCHRON

42.29 ± 0.22

INVERSE ISOCHRON

42.30 ± 0.22

MSWD (PROBABILITY)

1.12 (34%)

40AR/36AR INTERCEPT

306.6 ± 8.9

Sample Info

Biotite

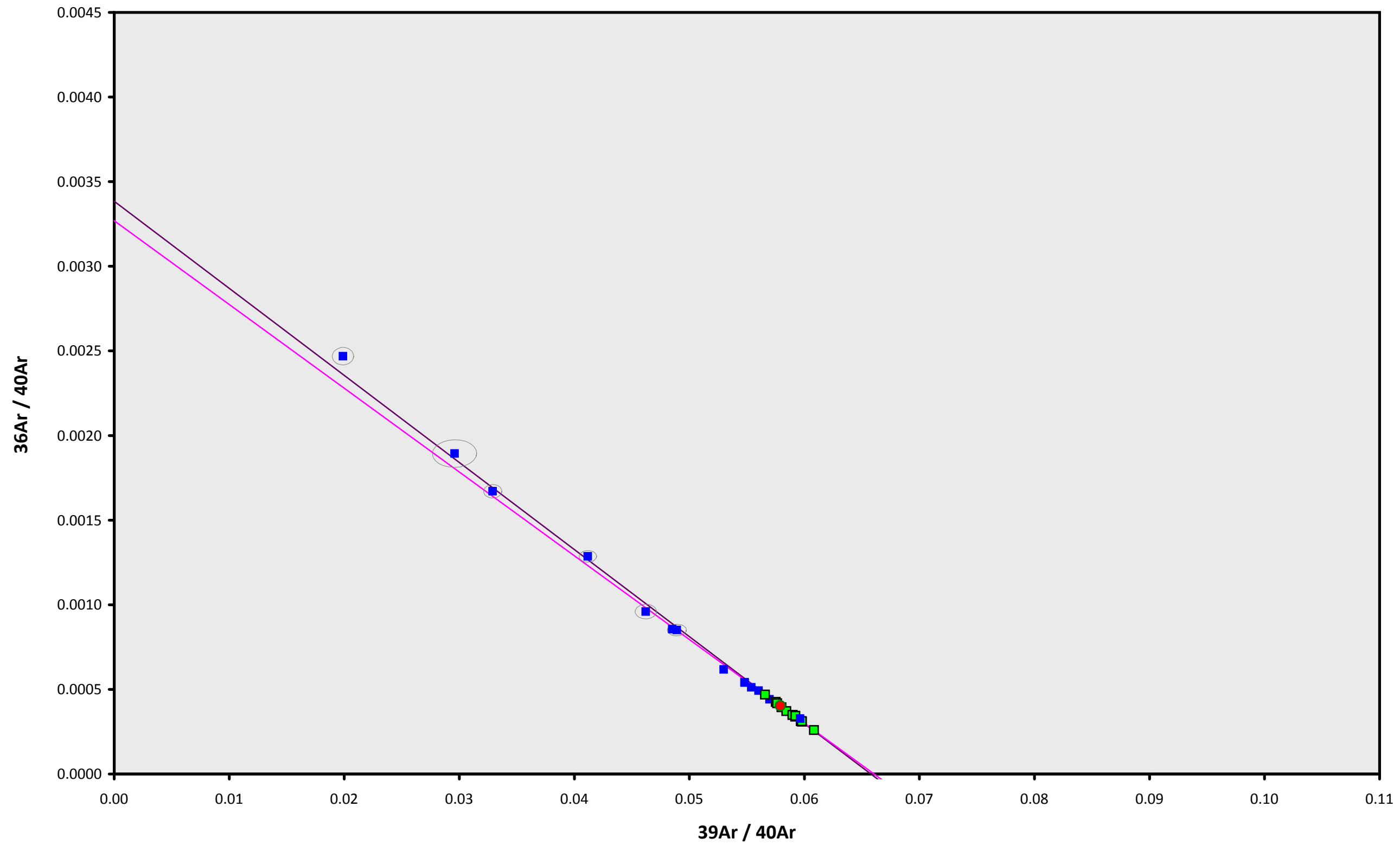
Maybe Seamount

Susan Schnur

IRR = 14-OSU-04 (4B37-14)

J = 0.00156313 ± 0.00000297

14D30532.AGE >>> MV1203-D61-07C >>> WALVIS RIDGE | MV1203 (13-INT-04) PROJECT



Ar-Ages in Ma

WEIGHTED PLATEAU
42.47 ± 0.16
TOTAL FUSION
42.50 ± 0.16
NORMAL ISOCHRON
42.29 ± 0.22
INVERSE ISOCHRON
42.30 ± 0.22

MSWD (PROBABILITY)
1.11 (34%)

SPREADING FACTOR
6.5%

40AR/36AR INTERCEPT
305.9 ± 8.9

Sample Info

Biotite
Maybe Seamount
Susan Schnur

IRR = 14-OSU-04 (4B37-14)
J = 0.00156313 ± 0.00000297