

Relative Abundances		36Ar [fA]	%1σ	37Ar [fA]	%1σ	38Ar [fA]	%1σ	39Ar [fA]	%1σ	40Ar [fA]	%1σ	40(r)/39(k) ± 2σ	Age ± 2σ (Ma)	40Ar(r) (%)	39Ar(k) (%)	K/Ca ± 2σ
14D30571	2.8 %	0.210213	0.972	0.145303	381.861	0.074956	51.190	3.8799	1.267	124.293	0.486	16.01784 ± 0.59905	43.89 ± 1.62	50.00	0.14	11 ± 88
14D30573	3.4 %	0.214222	0.913	0.779985	70.887	0.142562	27.768	8.3271	0.604	196.168	0.308	15.94372 ± 0.27847	43.69 ± 0.75	67.68	0.31	5 ± 7
14D30574	4.0 %	0.215693	0.906	0.312832	176.323	0.152894	25.654	8.9860	0.544	206.456	0.292	15.87541 ± 0.25397	43.50 ± 0.69	69.10	0.33	12 ± 44
14D30575	4.6 %	0.370210	0.641	0.042176	1319.705	0.303752	12.072	14.7696	0.340	341.584	0.177	15.71666 ± 0.16494	43.07 ± 0.45	67.96	0.54	151 ± 3975
14D30577	5.2 %	0.188251	1.024	0.054142	1017.922	0.268223	14.103	16.2529	0.317	310.572	0.194	15.68267 ± 0.14257	42.98 ± 0.39	82.07	0.60	129 ± 2628
14D30578	6.0 %	0.409629	0.580	0.153679	359.736	0.526275	7.402	30.0252	0.181	593.734	0.102	15.73981 ± 0.08399	43.14 ± 0.23	79.60	1.10	84 ± 604
14D30579	6.8 %	0.639873	0.485	0.491271	112.836	0.875025	4.540	49.9339	0.128	968.392	0.063	15.60402 ± 0.05937	42.77 ± 0.16	80.46	1.83	44 ± 99
14D30581	7.6 %	0.747270	0.448	0.575092	96.699	1.273790	3.070	78.7317	0.097	1451.030	0.042	15.62230 ± 0.04235	42.82 ± 0.11	84.76	2.89	59 ± 114
14D30582	8.4 %	0.765240	0.455	0.549846	101.390	1.918309	2.058	118.2803	0.086	2067.731	0.030	15.56654 ± 0.03348	42.67 ± 0.09	89.04	4.34	92 ± 188
14D30583	9.2 %	✓ 1.038214	0.405	0.888339	62.644	2.607798	1.512	164.8463	0.080	2867.970	0.021	15.53354 ± 0.03000	42.58 ± 0.08	89.28	6.05	80 ± 100
14D30585	10.0 %	✓ 1.028048	0.398	0.425506	130.614	2.565902	1.489	166.2972	0.078	2887.869	0.022	15.53544 ± 0.02935	42.58 ± 0.08	89.46	6.10	168 ± 439
14D30586	10.8 %	✓ 0.995156	0.406	0.445478	124.847	2.130487	1.702	138.0749	0.082	2434.060	0.025	15.49533 ± 0.03195	42.47 ± 0.09	87.90	5.06	133 ± 333
14D30587	11.6 %	✓ 1.024399	0.398	0.417267	134.208	1.829694	2.129	114.5486	0.086	2080.911	0.029	15.52016 ± 0.03561	42.54 ± 0.10	85.43	4.20	118 ± 317
14D30589	12.4 %	✓ 1.527690	0.367	0.715858	77.508	2.010909	1.915	116.7175	0.085	2265.974	0.027	15.54329 ± 0.04020	42.60 ± 0.11	80.06	4.28	70 ± 109
14D30590	13.2 %	✓ 0.903483	0.420	0.067158	838.755	1.698292	2.267	105.4332	0.089	1905.760	0.032	15.53966 ± 0.03682	42.59 ± 0.10	85.97	3.87	675 ± 11324
14D30591	14.0 %	✓ 0.693146	0.484	0.932317	59.159	1.554367	2.571	99.9347	0.089	1759.413	0.035	15.55316 ± 0.03614	42.63 ± 0.10	88.34	3.67	46 ± 55
14D30593	14.8 %	✓ 0.669208	0.477	0.931618	59.832	1.574945	2.481	96.6245	0.091	1700.656	0.036	15.55125 ± 0.03664	42.63 ± 0.10	88.36	3.54	45 ± 53
14D30594	15.6 %	✓ 0.548243	0.504	0.698365	79.814	1.256657	2.944	78.7644	0.096	1385.086	0.044	15.52543 ± 0.03955	42.56 ± 0.11	88.29	2.89	48 ± 77
14D30595	16.4 %	✓ 0.606212	0.486	0.700424	78.756	1.409663	2.812	87.7178	0.092	1538.195	0.040	15.49057 ± 0.03747	42.46 ± 0.10	88.34	3.22	54 ± 85
14D30597	17.2 %	✓ 0.717248	0.482	1.004233	55.511	1.768911	2.210	108.5071	0.087	1899.253	0.032	15.54733 ± 0.03483	42.61 ± 0.09	88.82	3.98	46 ± 52
14D30598	18.0 %	✓ 0.611081	0.486	0.870157	63.842	1.407105	2.679	91.0634	0.091	1596.154	0.038	15.54211 ± 0.03679	42.60 ± 0.10	88.67	3.34	45 ± 57
14D30599	18.8 %	✓ 0.695226	0.472	1.253540	44.282	1.420860	2.669	92.5875	0.092	1640.194	0.037	15.49367 ± 0.03788	42.47 ± 0.10	87.46	3.40	32 ± 28
14D30601	19.6 %	✓ 0.852181	0.439	1.199529	46.222	2.065869	1.909	134.5178	0.083	2340.234	0.026	15.52226 ± 0.03179	42.55 ± 0.09	89.22	4.93	48 ± 45
14D30602	20.4 %	✓ 0.627099	0.486	0.205989	269.273	1.616750	2.416	103.6963	0.089	1795.600	0.034	15.52538 ± 0.03462	42.56 ± 0.09	89.66	3.80	216 ± 1166
14D30604	21.6 %	✓ 1.102655	0.409	0.882616	62.877	2.800655	1.361	180.4107	0.078	3127.115	0.020	15.52396 ± 0.02919	42.55 ± 0.08	89.56	6.62	88 ± 111
14D30605	23.0 %	✓ 1.028843	0.412	0.134871	414.301	2.916418	1.310	190.4106	0.077	3264.273	0.019	15.54301 ± 0.02819	42.60 ± 0.08	90.66	6.98	607 ± 5030
14D30607	24.5 %	✓ 1.527552	0.372	1.838355	30.436	4.910539	0.785	326.8240	0.074	5528.828	0.012	15.53246 ± 0.02545	42.57 ± 0.07	91.82	11.99	76 ± 47
Σ		19.956286	0.092	14.155354	20.397	43.081605	0.466	2726.1629	0.019	48277.505	0.007					

**Information on Analysis and Constants Used in Calculations**

Project = **MV1203 (13-INT-04)**  
 Sample = **MV1203-D62-03**  
 Material = **Biotite**  
 Location = **Maybe Seamount**  
 Region = **Walvis Ridge**  
 Analyst = **Susan Schnur**  
 Irradiation = **14-OSU-04 (4B41-14)**  
 Position = **X: 0 | Y: 0 | Z/H: 57.03 mm**  
 FCT-NM Age = **28.201 ± 0.023 Ma**  
 FCT-NM Reference = **Kuiper et al (2008)**  
 FCT-NM 40Ar/39Ar Ratio = **10.24765 ± 0.01916**  
 FCT-NM J-value = **0.00153376 ± 0.00000287**  
 Air Shot 40Ar/36Ar = **303.5780 ± 0.5161**  
 Air Shot MDF = **0.99333908 ± 0.00071068 (LIN)**  
 Experiment Type = **Incremental Heating**  
 Extraction Method = **Bulk Laser Heating**  
 Heating = **60 sec**  
 Isolation = **6.00 min**  
 Instrument = **ARGUS-VI-D**  
 Preferred Age = **Plateau Age**  
 Age Classification = **Eruption Age**  
 IGSN = **IESS10037**  
 Rock Class = **Igneous>Volcanic>Mafic**  
 Lithology = **Trachyandesite**  
 Lat-Lon = **37°14.8'S - 1°09.6'W**

Age Equations = **Min et al. (2000)**  
 Negative Intensities = **Allowed**  
 Collector Calibrations = **40Ar 36Ar**  
 Decay 40K = **5.530 ± 0.048 E-10 1/a**  
 Decay 39Ar = **2.940 ± 0.016 E-07 1/h**  
 Decay 37Ar = **8.230 ± 0.012 E-04 1/h**  
 Decay 36Cl = **2.257 ± 0.015 E-06 1/a**  
 Decay 40K(EC,β<sup>+</sup>) = **0.580 ± 0.009 E-10 1/a**  
 Decay 40K(β<sup>-</sup>) = **4.950 ± 0.043 E-10 1/a**  
 Atmospheric 40/36(a) = **295.50**  
 Atmospheric 38/36(a) = **0.1869**  
 Production 39/37(ca) = **0.0006756 ± 0.0000089**  
 Production 38/37(ca) = **0.0000718 ± 0.0000092**  
 Production 36/37(ca) = **0.0002663 ± 0.0000004**  
 Production 40/39(k) = **0.003823 ± 0.000102**  
 Production 38/39(k) = **0.012031 ± 0.000019**  
 Production 36/38(cl) = **262.80 ± 1.71**  
 Scaling Ratio K/Ca = **0.430**  
 Abundance Ratio 40K/K = **1.1700 ± 0.0100 E-04**  
 Atomic Weight K = **39.0983 ± 0.0001 g**

**Results**

	40(a)/36(a) ± 2σ	40(r)/39(k) ± 2σ	Age ± 2σ (Ma)	MSWD	39Ar(k) (%n)	K/Ca ± 2σ
<b>Age Plateau</b>		15.52914 ± 0.00845 ± 0.05%	<b>42.57 ± 0.16</b> ± 0.37%	1.17 28%	87.92 18	48 ± 15
			Full External Error ± 0.97 Analytical Error ± 0.02	1.69 1.0797	2σ Confidence Limit Error Magnification	
<b>Total Fusion Age</b>		15.54256 ± 0.00762 ± 0.05%	<b>42.60 ± 0.16</b> ± 0.37%		27	83 ± 34
			Full External Error ± 0.97 Analytical Error ± 0.02			
<b>Normal Isochron</b>	<b>294.93 ± 5.42</b> ± 1.84%	15.53287 ± 0.03776 ± 0.24%	<b>42.58 ± 0.19</b> ± 0.44%	1.24 23%	87.92 18	
			Full External Error ± 0.97 Analytical Error ± 0.10	1.71 1.1150	2σ Confidence Limit Error Magnification Number of Iterations	
				24 0.0001482290	Convergence	
<b>Inverse Isochron</b>	<b>295.30 ± 5.40</b> ± 1.83%	15.53057 ± 0.03762 ± 0.24%	<b>42.57 ± 0.19</b> ± 0.44%	1.24 23%	87.92 18	
			Full External Error ± 0.97 Analytical Error ± 0.10	1.71 1.1119	2σ Confidence Limit Error Magnification Number of Iterations	
<b>Notes</b>				3 0.0000037987	Convergence	
Good plateau				12%	Spreading Factor	

Incremental Heating		36Ar(a) [fA]	37Ar(ca) [fA]	38Ar(cl) [fA]	39Ar(k) [fA]	40Ar(r) [fA]	Age ± 2σ (Ma)	40Ar(r) (%)	39Ar(k) (%)	K/Ca ± 2σ
14D30571	2.8 %	0.210252	0.145303	0.0000000	3.8800	62.149	43.89 ± 1.62	50.00	0.14	11 ± 88
14D30573	3.4 %	0.214429	0.779985	0.0023520	8.3276	132.773	43.69 ± 0.75	67.68	0.31	5 ± 7
14D30574	4.0 %	0.215776	0.312832	0.0044754	8.9862	142.659	43.50 ± 0.69	69.10	0.33	12 ± 44
14D30575	4.6 %	0.370213	0.042176	0.0568689	14.7697	232.130	43.07 ± 0.45	67.96	0.54	151 ± 3975
14D30577	5.2 %	0.188230	0.054142	0.0375006	16.2528	254.888	42.98 ± 0.39	82.07	0.60	129 ± 2628
14D30578	6.0 %	0.409575	0.153679	0.0884820	30.0251	472.590	43.14 ± 0.23	79.60	1.10	84 ± 604
14D30579	6.8 %	0.639719	0.491271	0.1546754	49.9335	779.164	42.77 ± 0.16	80.46	1.83	44 ± 99
14D30581	7.6 %	0.747088	0.575092	0.1869013	78.7313	1229.964	42.82 ± 0.11	84.76	2.89	59 ± 114
14D30582	8.4 %	0.765039	0.549846	0.3522572	118.2800	1841.209	42.67 ± 0.09	89.04	4.34	92 ± 188
14D30583	9.2 %	✓ 1.037911	0.888339	0.4304901	164.8457	2560.637	42.58 ± 0.08	89.28	6.05	80 ± 100
14D30585	10.0 %	✓ 1.027877	0.425506	0.3730431	166.2969	2583.496	42.58 ± 0.08	89.46	6.10	168 ± 439
14D30586	10.8 %	✓ 0.994994	0.445478	0.2833156	138.0746	2139.511	42.47 ± 0.09	87.90	5.06	133 ± 333
14D30587	11.6 %	✓ 1.024248	0.417267	0.2601018	114.5483	1777.807	42.54 ± 0.10	85.43	4.20	118 ± 317
14D30589	12.4 %	✓ 1.527451	0.715858	0.3211539	116.7170	1814.167	42.60 ± 0.11	80.06	4.28	70 ± 109
14D30590	13.2 %	✓ 0.903425	0.067158	0.2609711	105.4331	1638.395	42.59 ± 0.10	85.97	3.87	675 ± 11324
14D30591	14.0 %	✓ 0.692864	0.932317	0.2224972	99.9340	1554.290	42.63 ± 0.10	88.34	3.67	46 ± 55
14D30593	14.8 %	✓ 0.668916	0.931618	0.2873754	96.6239	1502.622	42.63 ± 0.10	88.36	3.54	45 ± 53
14D30594	15.6 %	✓ 0.548025	0.698365	0.2065719	78.7639	1222.843	42.56 ± 0.11	88.29	2.89	48 ± 77
14D30595	16.4 %	✓ 0.605988	0.700424	0.2410262	87.7173	1358.791	42.46 ± 0.10	88.34	3.22	54 ± 85
14D30597	17.2 %	✓ 0.716930	1.004233	0.3294044	108.5064	1686.985	42.61 ± 0.09	88.82	3.98	46 ± 52
14D30598	18.0 %	✓ 0.610819	0.870157	0.1973040	91.0628	1415.309	42.60 ± 0.10	88.67	3.34	45 ± 57
14D30599	18.8 %	✓ 0.694865	1.253540	0.1769901	92.5866	1434.507	42.47 ± 0.10	87.46	3.40	32 ± 28
14D30601	19.6 %	✓ 0.851817	1.199529	0.2882041	134.5170	2088.008	42.55 ± 0.09	89.22	4.93	48 ± 45
14D30602	20.4 %	✓ 0.627006	0.205989	0.2519792	103.6962	1609.923	42.56 ± 0.09	89.66	3.80	216 ± 1166
14D30604	21.6 %	✓ 1.102355	0.882616	0.4240475	180.4101	2800.680	42.55 ± 0.08	89.56	6.62	88 ± 111
14D30605	23.0 %	✓ 1.028740	0.134871	0.4333086	190.4105	2959.552	42.60 ± 0.08	90.66	6.98	607 ± 5030
14D30607	24.5 %	✓ 1.526956	1.838355	0.6930141	326.8228	5076.364	42.57 ± 0.07	91.82	11.99	76 ± 47
Σ		19.951508	14.155354	6.5643111	2726.1533	42371.412				

Information on Analysis	Results	40(r)/39(k) ± 2σ	Age ± 2σ (Ma)	MSWD	39Ar(k) (%),n	K/Ca ± 2σ
Project = MV1203 (13-INT-04) Sample = MV1203-D62-03 Material = Biotite Location = Maybe Seamount Region = Walvis Ridge Analyst = Susan Schnur Irradiation = 14-OSU-04 (4B41-14) J = 0.00153376 ± 0.00000287 FCT-NM = 28.201 ± 0.023 Ma	Age Plateau	15.52914 ± 0.00845 ± 0.05%	42.57 ± 0.16 ± 0.37%	1.17 28%	87.92 18	48 ± 15
			Full External Error ± 0.97 Analytical Error ± 0.02	1.69 1.0797	2σ Confidence Limit Error Magnification	
	Total Fusion Age	15.54256 ± 0.00762 ± 0.05%	42.60 ± 0.16 ± 0.37%		27	83 ± 34
			Full External Error ± 0.97 Analytical Error ± 0.02			

Normal Isochron		39(k)/36(a) ± 2σ	40(a+r)/36(a) ± 2σ	r.i.
14D30571	2.8 %	18.45 ± 0.59	591.09 ± 12.87	0.5455
14D30573	3.4 %	38.84 ± 0.85	914.69 ± 17.65	0.7907
14D30574	4.0 %	41.65 ± 0.88	956.65 ± 18.25	0.8165
14D30575	4.6 %	39.90 ± 0.58	922.52 ± 12.29	0.8519
14D30577	5.2 %	86.35 ± 1.86	1649.63 ± 34.49	0.9389
14D30578	6.0 %	73.31 ± 0.89	1449.36 ± 17.11	0.9406
14D30579	6.8 %	78.06 ± 0.78	1513.48 ± 14.82	0.9593
14D30581	7.6 %	105.38 ± 0.97	1941.85 ± 17.50	0.9731
14D30582	8.4 %	154.61 ± 1.43	2702.19 ± 24.66	0.9807
14D30583	9.2 % ✓	158.82 ± 1.31	2762.61 ± 22.44	0.9798
14D30585	10.0 % ✓	161.79 ± 1.31	2808.93 ± 22.42	0.9798
14D30586	10.8 % ✓	138.77 ± 1.15	2445.78 ± 19.93	0.9785
14D30587	11.6 % ✓	111.84 ± 0.91	2031.22 ± 16.24	0.9750
14D30589	12.4 % ✓	76.41 ± 0.58	1483.21 ± 10.91	0.9715
14D30590	13.2 % ✓	116.70 ± 1.00	2109.04 ± 17.80	0.9755
14D30591	14.0 % ✓	144.23 ± 1.42	2538.78 ± 24.70	0.9812
14D30593	14.8 % ✓	144.45 ± 1.40	2541.85 ± 24.33	0.9795
14D30594	15.6 % ✓	143.72 ± 1.48	2526.86 ± 25.60	0.9786
14D30595	16.4 % ✓	144.75 ± 1.44	2537.77 ± 24.81	0.9793
14D30597	17.2 % ✓	151.35 ± 1.48	2648.57 ± 25.62	0.9820
14D30598	18.0 % ✓	149.08 ± 1.48	2612.57 ± 25.52	0.9799
14D30599	18.8 % ✓	133.24 ± 1.28	2359.94 ± 22.37	0.9783
14D30601	19.6 % ✓	157.92 ± 1.41	2746.74 ± 24.19	0.9811
14D30602	20.4 % ✓	165.38 ± 1.64	2863.14 ± 27.92	0.9814
14D30604	21.6 % ✓	163.66 ± 1.36	2836.13 ± 23.25	0.9812
14D30605	23.0 % ✓	185.09 ± 1.55	3172.37 ± 26.22	0.9818
14D30607	24.5 % ✓	214.04 ± 1.62	3620.00 ± 26.96	0.9804

Results	40(a)/36(a) ± 2σ	40(r)/39(k) ± 2σ	Age ± 2σ (Ma)	MSWD
Normal Isochron	294.93 ± 5.42 ± 1.84%	15.53287 ± 0.03776 ± 0.24%	42.58 ± 0.19 ± 0.44%	1.24 23%
			Full External Error ± 0.97 Analytical Error ± 0.10	
Statistics	2σ Confidence Limit Error Magnification Number of Data Points	1.71 1.1150 18	Convergence Number of Iterations Calculated Line	0.000148228998 24 Weighted York-2

Inverse Isochron		39(k)/40(a+r) ± 2σ	36(a)/40(a+r) ± 2σ	r.i.
14D30571	2.8 %	0.0312200 ± 0.0008471	0.00169179 ± 0.00003683	0.1599
14D30573	3.4 %	0.0424581 ± 0.0005760	0.00109327 ± 0.00002110	0.1447
14D30574	4.0 %	0.0435333 ± 0.0005379	0.00104532 ± 0.00001994	0.1451
14D30575	4.6 %	0.0432459 ± 0.0003319	0.00108399 ± 0.00001445	0.1225
14D30577	5.2 %	0.0523424 ± 0.0003890	0.00060620 ± 0.00001267	0.0974
14D30578	6.0 %	0.0505798 ± 0.0002098	0.00068996 ± 0.00000815	0.0848
14D30579	6.8 %	0.0515735 ± 0.0001465	0.00066073 ± 0.00000647	0.0563
14D30581	7.6 %	0.0542702 ± 0.0001148	0.00051497 ± 0.00000464	0.0370
14D30582	8.4 %	0.0572153 ± 0.0001037	0.00037007 ± 0.00000338	0.0214
14D30583	9.2 % ✓	0.0574908 ± 0.0000951	0.00036198 ± 0.00000294	0.0138
14D30585	10.0 % ✓	0.0575973 ± 0.0000937	0.00035601 ± 0.00000284	0.0143
14D30586	10.8 % ✓	0.0567384 ± 0.0000971	0.00040887 ± 0.00000333	0.0183
14D30587	11.6 % ✓	0.0550588 ± 0.0000999	0.00049232 ± 0.00000394	0.0240
14D30589	12.4 % ✓	0.0515187 ± 0.0000921	0.00067421 ± 0.00000496	0.0226
14D30590	13.2 % ✓	0.0553351 ± 0.0001048	0.00047415 ± 0.00000400	0.0260
14D30591	14.0 % ✓	0.0568120 ± 0.0001082	0.00039389 ± 0.00000383	0.0263
14D30593	14.8 % ✓	0.0568280 ± 0.0001112	0.00039341 ± 0.00000377	0.0276
14D30594	15.6 % ✓	0.0568781 ± 0.0001204	0.00039575 ± 0.00000401	0.0359
14D30595	16.4 % ✓	0.0570385 ± 0.0001144	0.00039405 ± 0.00000385	0.0322
14D30597	17.2 % ✓	0.0571436 ± 0.0001060	0.00037756 ± 0.00000365	0.0230
14D30598	18.0 % ✓	0.0570639 ± 0.0001127	0.00038277 ± 0.00000374	0.0303
14D30599	18.8 % ✓	0.0564608 ± 0.0001126	0.00042374 ± 0.00000402	0.0294
14D30601	19.6 % ✓	0.0574928 ± 0.0000996	0.00036407 ± 0.00000321	0.0182
14D30602	20.4 % ✓	0.0577629 ± 0.0001097	0.00034927 ± 0.00000341	0.0250
14D30604	21.6 % ✓	0.0577049 ± 0.0000929	0.00035259 ± 0.00000289	0.0119
14D30605	23.0 % ✓	0.0583447 ± 0.0000930	0.00031522 ± 0.00000260	0.0110
14D30607	24.5 % ✓	0.0591258 ± 0.0000884	0.00027624 ± 0.00000206	0.0048

Results	40(a)/36(a) ± 2σ	40(r)/39(k) ± 2σ	Age ± 2σ (Ma)	MSWD
Inverse Isochron	295.30 ± 5.40 ± 1.83%	15.53057 ± 0.03762 ± 0.24%	42.57 ± 0.19 ± 0.44%	1.24 23%
			Full External Error ± 0.97 Analytical Error ± 0.10	
Statistics	2σ Confidence Limit Error Magnification Number of Data Points Spreading Factor	1.71 1.1119 18 11.8%	Convergence Number of Iterations Calculated Line	0.0000037987 3 Weighted York-2

Degassing Patterns		36Ar(a) [fA]	%1σ	36Ar(c) [fA]	%1σ	36Ar(ca) [fA]	%1σ	36Ar(cl) [fA]	%1σ	37Ar(ca) [fA]	%1σ	38Ar(a) [fA]	%1σ	38Ar(c) [fA]	%1σ	38Ar(k) [fA]	%1σ	38Ar(ca) [fA]	%1σ	38Ar(cl) [fA]	%1σ	39Ar(k) [fA]	%1σ	39Ar(ca) [fA]	%1σ	40Ar(r) [fA]	%1σ	40Ar(a) [fA]	%1σ	40Ar(c) [fA]	%1σ	40Ar(k) [fA]	%1σ	
14D30571	2.8 %	0.210252	0.97	0.0000000	0.00	0.0000387	381.86	0.0000000	0.00	0.145303	381.86	0.0392961	0.97	0.0000000	0.00	0.046680	1.28	0.0000104	382.08	0.0000000	0.00	3.8800	1.27	0.0000982	381.86	62.149	1.38	62.1294	0.97	0.0000000	0.00	0.014833	2.95	
14D30573	3.4 %	0.214429	0.91	0.0000000	0.00	0.0002077	70.89	0.0000004	#####	0.779985	70.89	0.0400769	0.91	0.0000000	0.00	0.100189	0.63	0.0000560	72.04	0.0023520	#####	8.3276	0.60	0.0005270	70.90	132.773	0.63	63.3639	0.91	0.0000000	0.00	0.031836	2.73	
14D30574	4.0 %	0.215776	0.91	0.0000000	0.00	0.0000833	176.32	0.0000007	876.60	0.312832	176.32	0.0403285	0.91	0.0000000	0.00	0.108113	0.57	0.0000225	176.79	0.0044754	876.60	8.9862	0.54	0.0002113	176.33	142.659	0.59	63.7618	0.91	0.0000000	0.00	0.034354	2.72	
14D30575	4.6 %	0.370213	0.64	0.0000000	0.00	0.0000112	#####	0.0000087	64.51	0.042176	#####	0.0691928	0.64	0.0000000	0.00	0.177694	0.38	0.0000030	#####	0.0568689	64.51	14.7697	0.34	0.0000285	#####	232.130	0.40	109.3979	0.64	0.0000000	0.00	0.056464	2.68	
14D30577	5.2 %	0.188230	1.03	0.0000000	0.00	0.0000144	#####	0.0000057	100.90	0.054142	#####	0.0351803	1.03	0.0000000	0.00	0.195538	0.35	0.0000039	#####	0.0375006	100.90	16.2528	0.32	0.0000366	#####	254.888	0.33	55.6221	1.03	0.0000000	0.00	0.062135	2.68	
14D30578	6.0 %	0.409575	0.58	0.0000000	0.00	0.0000409	359.74	0.0000136	44.05	0.153679	359.74	0.0765495	0.58	0.0000000	0.00	0.361233	0.24	0.0000110	359.96	0.0884820	44.06	30.0251	0.18	0.0001038	359.74	472.590	0.20	121.0294	0.58	0.0000000	0.00	0.114786	2.67	
14D30579	6.8 %	0.639719	0.49	0.0000000	0.00	0.0001308	112.84	0.0000237	25.71	0.491271	112.84	0.1195635	0.49	0.0000000	0.00	0.600750	0.20	0.0000353	113.56	0.1546754	25.73	49.9335	0.13	0.0003319	112.84	779.164	0.14	189.0369	0.49	0.0000000	0.00	0.190896	2.66	
14D30581	7.6 %	0.747088	0.45	0.0000000	0.00	0.0001531	96.70	0.0000287	20.96	0.575092	96.70	0.1396307	0.45	0.0000000	0.00	0.947216	0.19	0.0000413	97.55	0.1869013	20.98	78.7313	0.10	0.0003885	96.71	1229.964	0.09	220.7644	0.45	0.0000000	0.00	0.300990	2.66	
14D30582	8.4 %	0.765039	0.46	0.0000000	0.00	0.0001464	101.39	0.0000540	11.27	0.549846	101.39	0.1429858	0.46	0.0000000	0.00	1.423026	0.18	0.0000395	102.20	0.3522572	11.31	118.2800	0.09	0.0003715	101.40	1841.209	0.07	226.0691	0.46	0.0000000	0.00	0.452184	2.66	
14D30583	9.2 %	✓ 1.037911	0.41	0.0000000	0.00	0.0002366	62.64	0.0000660	9.24	0.888339	62.64	0.1939856	0.41	0.0000000	0.00	1.983258	0.18	0.0000638	63.94	0.4304901	9.29	164.8457	0.08	0.0006002	62.66	2560.637	0.05	306.7027	0.41	0.0000000	0.00	0.630205	2.66	
14D30585	10.0 %	✓ 1.027877	0.40	0.0000000	0.00	0.0001133	130.61	0.0000572	10.33	0.425506	130.61	0.1921103	0.40	0.0000000	0.00	2.000718	0.18	0.0000306	131.24	0.3730431	10.37	166.2969	0.08	0.0002875	130.62	2583.496	0.05	303.7378	0.40	0.0000000	0.00	0.635753	2.66	
14D30586	10.8 %	✓ 0.994994	0.41	0.0000000	0.00	0.0001186	124.85	0.0000435	12.88	0.445478	124.85	0.1859643	0.41	0.0000000	0.00	1.661175	0.18	0.0000320	125.50	0.2833156	12.91	138.0746	0.08	0.0003010	124.85	2139.511	0.06	294.0207	0.41	0.0000000	0.00	0.527859	2.66	
14D30587	11.6 %	✓ 1.024248	0.40	0.0000000	0.00	0.0001111	134.21	0.0000399	15.04	0.417267	134.21	0.1914320	0.40	0.0000000	0.00	1.378130	0.18	0.0000300	134.82	0.2601018	15.07	114.5483	0.09	0.0002819	134.21	1777.807	0.08	302.6654	0.40	0.0000000	0.00	0.437918	2.66	
14D30589	12.4 %	✓ 1.527451	0.37	0.0000000	0.00	0.0001906	77.51	0.0000493	12.06	0.715858	77.51	0.2854805	0.37	0.0000000	0.00	1.404223	0.18	0.0000514	78.56	0.3211539	12.09	116.7170	0.09	0.0004836	77.52	1814.167	0.10	451.3616	0.37	0.0000000	0.00	0.446209	2.66	
14D30590	13.2 %	✓ 0.903425	0.42	0.0000000	0.00	0.0000179	838.75	0.0000400	14.81	0.067158	838.75	0.1688501	0.42	0.0000000	0.00	1.268466	0.18	0.0000048	838.85	0.2609711	14.84	105.4331	0.09	0.0000454	838.76	1638.395	0.08	266.9620	0.42	0.0000000	0.00	0.403071	2.66	
14D30591	14.0 %	✓ 0.692864	0.49	0.0000000	0.00	0.0002483	59.16	0.0000341	18.02	0.932317	59.16	0.1294962	0.49	0.0000000	0.00	1.202306	0.18	0.0000669	60.53	0.2224972	18.04	99.9340	0.09	0.0006299	59.17	1554.290	0.08	204.7412	0.49	0.0000000	0.00	0.382048	2.66	
14D30593	14.8 %	✓ 0.668916	0.48	0.0000000	0.00	0.0002481	59.83	0.0000441	13.65	0.931618	59.83	0.1250204	0.48	0.0000000	0.00	1.162482	0.18	0.0000669	61.19	0.2873754	13.68	96.6239	0.09	0.0006294	59.85	1502.622	0.07	197.6647	0.48	0.0000000	0.00	0.369393	2.66	
14D30594	15.6 %	✓ 0.548025	0.50	0.0000000	0.00	0.0001860	79.81	0.0000317	17.96	0.698365	79.81	0.1024260	0.50	0.0000000	0.00	0.947609	0.19	0.0000501	80.84	0.2065719	17.98	78.7639	0.10	0.0004718	79.83	1222.843	0.08	161.9415	0.50	0.0000000	0.00	0.301114	2.66	
14D30595	16.4 %	✓ 0.605988	0.49	0.0000000	0.00	0.0001865	78.76	0.0000370	16.49	0.700424	78.76	0.1132592	0.49	0.0000000	0.00	1.055327	0.18	0.0000503	79.79	0.2410262	16.52	87.7173	0.09	0.0004732	78.77	1358.791	0.08	179.0695	0.49	0.0000000	0.00	0.335343	2.66	
14D30597	17.2 %	✓ 0.716930	0.48	0.0000000	0.00	0.0002674	55.51	0.0000506	11.93	1.004233	55.51	0.1339943	0.48	0.0000000	0.00	1.305441	0.18	0.0000721	56.97	0.3294044	11.96	108.5064	0.09	0.0006785	55.53	1686.985	0.07	211.8529	0.48	0.0000000	0.00	0.414820	2.66	
14D30598	18.0 %	✓ 0.610819	0.49	0.0000000	0.00	0.0002317	63.84	0.0000303	19.16	0.870157	63.84	0.1141621	0.49	0.0000000	0.00	1.095577	0.18	0.0000625	65.12	0.1973040	19.18	91.0628	0.09	0.0005879	63.86	1415.309	0.08	180.4971	0.49	0.0000000	0.00	0.348133	2.66	
14D30599	18.8 %	✓ 0.694865	0.47	0.0000000	0.00	0.0003338	44.28	0.0000272	21.48	1.253540	44.28	0.1298703	0.47	0.0000000	0.00	1.113910	0.18	0.0000900	46.10	0.1769901	21.50	92.5866	0.09	0.0008469	44.30	1434.507	0.08	205.3326	0.47	0.0000000	0.00	0.353959	2.66	
14D30601	19.6 %	✓ 0.851817	0.44	0.0000000	0.00	0.0003194	46.22	0.0000443	13.75	1.199529	46.22	0.1592046	0.44	0.0000000	0.00	1.618374	0.18	0.0000861	47.97	0.2882041	13.78	134.5170	0.08	0.0008104	46.24	2088.008	0.06	251.7119	0.44	0.0000000	0.00	0.514259	2.66	
14D30602	20.4 %	✓ 0.627006	0.49	0.0000000	0.00	0.0000549	269.27	0.0000387	15.56	0.205989	269.27	0.1171874	0.49	0.0000000	0.00	1.247569	0.18	0.0000148	269.58	0.2519792	15.58	103.6962	0.09	0.0001392	269.28	1609.923	0.07	185.2802	0.49	0.0000000	0.00	0.396431	2.66	
14D30604	21.6 %	✓ 1.102355	0.41	0.0000000	0.00	0.0002350	62.88	0.0000652	9.08	0.882616	62.88	0.2060301	0.41	0.0000000	0.00	2.170514	0.18	0.0000634	64.17	0.4240475	9.13	180.4101	0.08	0.0005963	62.89	2800.680	0.05	325.7458	0.41	0.0000000	0.00	0.689708	2.66	
14D30605	23.0 %	✓ 1.028740	0.41	0.0000000	0.00	0.0000359	414.30	0.0000666	8.92	0.134871	414.30	0.1922715	0.41	0.0000000	0.00	2.290828	0.18	0.0000097	414.50	0.4333086	8.97	190.4105	0.08	0.0000911	414.30	2959.552	0.05	303.9927	0.41	0.0000000	0.00	0.727939	2.66	
14D30607	24.5 %	✓ 1.526956	0.37	0.0000000	0.00	0.0004896	30.44	0.0001065	5.73	1.838355	30.44	0.2853881	0.37	0.0000000	0.00	3.932005	0.18	0.0001320	33.03	0.6930141	5.80	326.8228	0.07	0.0012420	30.46	5076.364	0.04	451.2155	0.37	0.0000000	0.00	1.249444	2.66	
Σ		19.951508	0.09	0.0000000	0.00	0.0037696	20.40	0.0010077	3.02	14.155354	20.40	3.7289369	0.09	0.0000000	0.00	32.798351	0.04	0.0010164	20.70	6.5643111	3.02	2726.1533	0.02	0.0095634	20.40	42371.412	0.01	5895.6707	0.09	0.0000000	0.00	10.422084	0.62	
Σ							19.956286	0.09	14.155354	20.40											43.092615	0.46			2726.1629	0.02					48277.505	0.02		

Additional Parameters		40Ar/39Ar	1σ	37Ar/39Ar	1σ	36Ar/39Ar	1σ	Time (days)	37Ar (decay)	39Ar (decay)	40Ar (moles)
14D30571	2.8 %	32.035363	0.434595	0.037450	0.143009	0.054181	0.000865	94.334	6.460804	1.00066673	5.966E-12
14D30573	3.4 %	23.557951	0.159797	0.093669	0.066401	0.025726	0.000282	94.351	6.463019	1.00066685	9.416E-12
14D30574	4.0 %	22.975308	0.141927	0.034813	0.061384	0.024003	0.000254	94.360	6.464083	1.00066691	9.910E-12
14D30575	4.6 %	23.127468	0.088732	0.002856	0.037685	0.025066	0.000182	94.369	6.465236	1.00066697	1.640E-11
14D30577	5.2 %	19.108749	0.070996	0.003331	0.033909	0.011583	0.000124	94.386	6.467454	1.00066709	1.491E-11
14D30578	6.0 %	19.774499	0.041009	0.005118	0.018412	0.013643	0.000083	94.394	6.468518	1.00066715	2.850E-11
14D30579	6.8 %	19.393483	0.027546	0.009838	0.011101	0.012814	0.000064	94.403	6.469672	1.00066722	4.648E-11
14D30581	7.6 %	18.430060	0.019497	0.007304	0.007063	0.009491	0.000044	94.421	6.471891	1.00066734	6.965E-11
14D30582	8.4 %	17.481610	0.015834	0.004649	0.004713	0.006470	0.000030	94.429	6.472956	1.00066740	9.925E-11
14D30583	9.2 %	✓ 17.397849	0.014393	0.005389	0.003376	0.006298	0.000026	94.438	6.474022	1.00066746	1.377E-10
14D30585	10.0 %	✓ 17.365713	0.014120	0.002559	0.003342	0.006182	0.000025	94.455	6.476242	1.00066758	1.386E-10
14D30586	10.8 %	✓ 17.628545	0.015083	0.003226	0.004028	0.007207	0.000030	94.464	6.477397	1.00066764	1.168E-10
14D30587	11.6 %	✓ 18.166188	0.016480	0.003643	0.004889	0.008943	0.000036	94.472	6.478463	1.00066770	9.988E-11
14D30589	12.4 %	✓ 19.414174	0.017343	0.006133	0.004754	0.013089	0.000049	94.490	6.480685	1.00066782	1.088E-10
14D30590	13.2 %	✓ 18.075531	0.017121	0.000637	0.005343	0.008569	0.000037	94.498	6.481752	1.00066788	9.148E-11
14D30591	14.0 %	✓ 17.605634	0.016769	0.009329	0.005519	0.006936	0.000034	94.507	6.482908	1.00066795	8.445E-11
14D30593	14.8 %	✓ 17.600667	0.017219	0.009642	0.005769	0.006926	0.000034	94.524	6.485131	1.00066807	8.163E-11
14D30594	15.6 %	✓ 17.585183	0.018616	0.008867	0.007077	0.006961	0.000036	94.533	6.486199	1.00066813	6.648E-11
14D30595	16.4 %	✓ 17.535733	0.017589	0.007985	0.006289	0.006911	0.000034	94.542	6.487356	1.00066819	7.383E-11
14D30597	17.2 %	✓ 17.503494	0.016231	0.009255	0.005138	0.006610	0.000032	94.559	6.489581	1.00066831	9.116E-11
14D30598	18.0 %	✓ 17.527938	0.017312	0.009556	0.006100	0.006711	0.000033	94.567	6.490649	1.00066837	7.662E-11
14D30599	18.8 %	✓ 17.715070	0.017663	0.013539	0.005995	0.007509	0.000036	94.576	6.491717	1.00066843	7.873E-11
14D30601	19.6 %	✓ 17.397201	0.015066	0.008917	0.004122	0.006335	0.000028	94.593	6.493944	1.00066855	1.123E-10
14D30602	20.4 %	✓ 17.315939	0.016441	0.001986	0.005349	0.006047	0.000030	94.602	6.495102	1.00066862	8.619E-11
14D30604	21.6 %	✓ 17.333314	0.013946	0.004892	0.003076	0.006112	0.000025	94.619	6.497330	1.00066874	1.501E-10
14D30605	23.0 %	✓ 17.143338	0.013656	0.000708	0.002935	0.005403	0.000023	94.628	6.498399	1.00066880	1.567E-10
14D30607	24.5 %	✓ 16.916836	0.012653	0.005625	0.001712	0.004674	0.000018	94.645	6.500628	1.00066892	2.654E-10

Procedure Blanks		36Ar ± 1σ (SE) [fA]	37Ar ± 1σ (SE) [fA]	38Ar ± 1σ (SE) [fA]	39Ar ± 1σ (SE) [fA]	40Ar ± 1σ (SE) [fA]
14D30571	2.8 %	0.0181175 ± 0.0014288	0.0309504 ± 0.0788497	0.0729551 ± 0.0270009	0.0278114 ± 0.0413563	5.4505428 ± 0.6039168
14D30573	3.4 %	0.0180926 ± 0.0014288	0.0318597 ± 0.0788497	0.0805476 ± 0.0270009	0.0265334 ± 0.0413563	5.3908484 ± 0.6039168
14D30574	4.0 %	0.0180307 ± 0.0014288	0.0288472 ± 0.0788497	0.0835341 ± 0.0270009	0.0248519 ± 0.0413563	5.3278681 ± 0.6039168
14D30575	4.6 %	0.0179387 ± 0.0014288	0.0238027 ± 0.0788497	0.0863244 ± 0.0270009	0.0224747 ± 0.0413563	5.2430409 ± 0.6039168
14D30577	5.2 %	0.0177191 ± 0.0014288	0.0108290 ± 0.0788497	0.0904930 ± 0.0270009	0.0168730 ± 0.0413563	5.0533837 ± 0.6039168
14D30578	6.0 %	0.0176061 ± 0.0014288	0.0038828 ± 0.0788497	0.0919818 ± 0.0270009	0.0139537 ± 0.0413563	4.9590928 ± 0.6039168
14D30579	6.8 %	0.0174858 ± 0.0014288	0.0036443 ± 0.0788497	0.0932540 ± 0.0270009	0.0107869 ± 0.0413563	4.8604097 ± 0.6039168
14D30581	7.6 %	0.0172792 ± 0.0014288	0.0168332 ± 0.0788497	0.0948014 ± 0.0270009	0.0050968 ± 0.0413563	4.6949208 ± 0.6039168
14D30582	8.4 %	0.0171987 ± 0.0014288	0.0220517 ± 0.0788497	0.0951682 ± 0.0270009	0.0027190 ± 0.0413563	4.6323186 ± 0.6039168
14D30583	9.2 %	0.0171336 ± 0.0014288	0.0262831 ± 0.0788497	0.0953188 ± 0.0270009	0.0006596 ± 0.0413563	4.5833977 ± 0.6039168
14D30585	10.0 %	0.0170544 ± 0.0014288	0.0313007 ± 0.0788497	0.0950241 ± 0.0270009	0.0023854 ± 0.0413563	4.5315300 ± 0.6039168
14D30586	10.8 %	0.0170452 ± 0.0014288	0.0316433 ± 0.0788497	0.0945917 ± 0.0270009	0.0032115 ± 0.0413563	4.5333547 ± 0.6039168
14D30587	11.6 %	0.0170561 ± 0.0014288	0.0305011 ± 0.0788497	0.0940502 ± 0.0270009	0.0034761 ± 0.0413563	4.5530143 ± 0.6039168
14D30589	12.4 %	0.0171347 ± 0.0014288	0.0236058 ± 0.0788497	0.0925642 ± 0.0270009	0.0024399 ± 0.0413563	4.6480398 ± 0.6039168
14D30590	13.2 %	0.0171956 ± 0.0014288	0.0182107 ± 0.0788497	0.0917164 ± 0.0270009	0.0011819 ± 0.0413563	4.7178544 ± 0.6039168
14D30591	14.0 %	0.0172747 ± 0.0014288	0.0109690 ± 0.0788497	0.0907266 ± 0.0270009	0.0007174 ± 0.0413563	4.8090647 ± 0.6039168
14D30593	14.8 %	0.0174494 ± 0.0014288	0.0064222 ± 0.0788497	0.0886910 ± 0.0270009	0.0058111 ± 0.0413563	5.0208168 ± 0.6039168
14D30594	15.6 %	0.0175349 ± 0.0014288	0.0160073 ± 0.0788497	0.0876869 ± 0.0270009	0.0088441 ± 0.0413563	5.1340169 ± 0.6039168
14D30595	16.4 %	0.0176208 ± 0.0014288	0.0269480 ± 0.0788497	0.0866042 ± 0.0270009	0.0124781 ± 0.0413563	5.2602934 ± 0.6039168
14D30597	17.2 %	0.0177397 ± 0.0014288	0.0483558 ± 0.0788497	0.0846066 ± 0.0270009	0.0201763 ± 0.0413563	5.4967609 ± 0.6039168
14D30598	18.0 %	0.0177607 ± 0.0014288	0.0581217 ± 0.0788497	0.0837187 ± 0.0270009	0.0240331 ± 0.0413563	5.5981974 ± 0.6039168
14D30599	18.8 %	0.0177482 ± 0.0014288	0.0670646 ± 0.0788497	0.0828964 ± 0.0270009	0.0278698 ± 0.0413563	5.6853062 ± 0.6039168
14D30601	19.6 %	0.0175777 ± 0.0014288	0.0812440 ± 0.0788497	0.0814539 ± 0.0270009	0.0353334 ± 0.0413563	5.7971237 ± 0.6039168
14D30602	20.4 %	0.0173902 ± 0.0014288	0.0851512 ± 0.0788497	0.0808800 ± 0.0270009	0.0386493 ± 0.0413563	5.8039205 ± 0.6039168
14D30604	21.6 %	0.0167809 ± 0.0014288	0.0830591 ± 0.0788497	0.0801884 ± 0.0270009	0.0431685 ± 0.0413563	5.6802657 ± 0.6039168
14D30605	23.0 %	0.0163486 ± 0.0014288	0.0763622 ± 0.0788497	0.0800752 ± 0.0270009	0.0441523 ± 0.0413563	5.5415496 ± 0.6039168
14D30607	24.5 %	0.0150905 ± 0.0014288	0.0471516 ± 0.0788497	0.0803589 ± 0.0270009	0.0428301 ± 0.0413563	5.0437343 ± 0.6039168

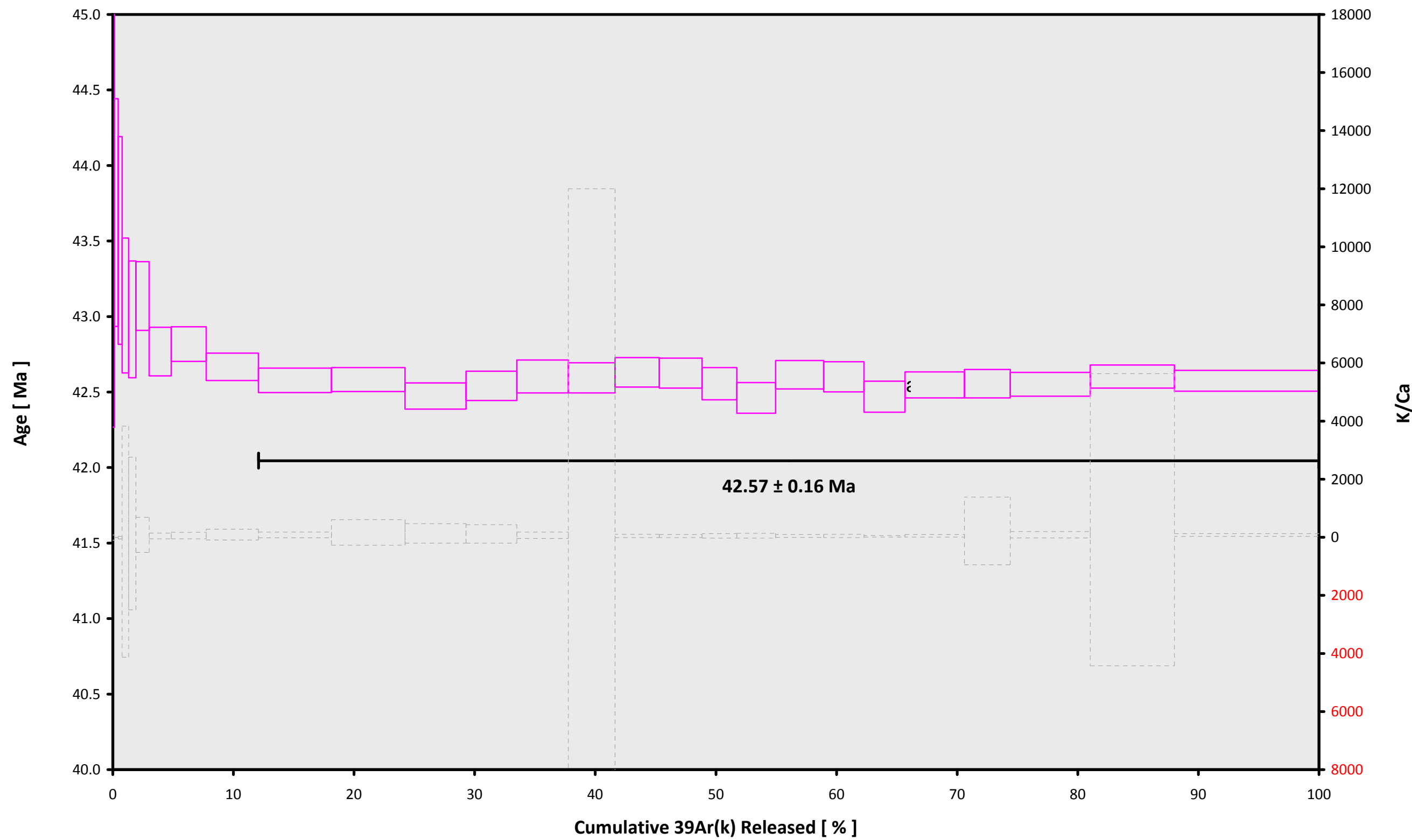
Intercept Values		36Ar ± 1σ (SE) [fA]	r2	Regression (type,n)	37Ar ± 1σ (SE) [fA]	r2	Regression (type,n)	38Ar ± 1σ (SE) [fA]	r2	Regression (type,n)	39Ar ± 1σ (SE) [fA]	r2	Regression (type,n)	40Ar ± 1σ (SE) [fA]	r2	Regression (type,n)
14D30571	2.8 %	0.2182400 ± 0.0011830	0.1791	EXP 150 of 150	0.0089092 ± 0.0294398	0.0003	EXP 150 of 150	0.0010022 ± 0.0265373	0.0057	EXP 150 of 150	3.87932 ± 0.02573	0.1850	EXP 150 of 150	130.0877 ± 0.0440	0.9160	EXP 150 of 150
14D30573	3.4 %	0.2220316 ± 0.0010349	0.3190	EXP 150 of 150	0.0864165 ± 0.0284964	0.1024	EXP 150 of 150	0.0601155 ± 0.0282235	0.0016	EXP 150 of 150	8.29272 ± 0.02742	0.7528	EXP 150 of 150	202.1025 ± 0.0419	0.9816	EXP 150 of 150
14D30574	4.0 %	0.2233703 ± 0.0010293	0.1815	EXP 150 of 150	0.0185825 ± 0.0278679	0.0110	EXP 150 of 150	0.0673237 ± 0.0277255	0.0086	EXP 150 of 150	8.94514 ± 0.02461	0.8003	EXP 150 of 150	212.3553 ± 0.0391	0.9890	EXP 150 of 150
14D30575	4.6 %	0.3703783 ± 0.0014171	0.5626	EXP 149 of 150	0.0174094 ± 0.0300232	0.0013	EXP 150 of 150	0.2133821 ± 0.0240808	0.0087	EXP 150 of 150	14.68413 ± 0.02591	0.9176	EXP 149 of 150	347.7731 ± 0.0499	0.9977	EXP 150 of 150
14D30577	5.2 %	0.1969334 ± 0.0010262	0.1298	EXP 150 of 150	0.0190334 ± 0.0275187	0.0019	EXP 150 of 150	0.1741570 ± 0.0257641	0.0018	EXP 150 of 150	16.15093 ± 0.02767	0.9267	EXP 150 of 150	316.4856 ± 0.0468	0.9974	EXP 150 of 150
14D30578	6.0 %	0.4075724 ± 0.0013359	0.6481	EXP 150 of 150	0.0271667 ± 0.0282590	0.0000	EXP 150 of 150	0.4272835 ± 0.0273426	0.0048	EXP 150 of 150	29.81971 ± 0.02711	0.9799	EXP 150 of 150	600.3378 ± 0.0575	0.9994	EXP 150 of 150
14D30579	6.8 %	0.6266440 ± 0.0018793	0.7384	EXP 150 of 150	0.0707749 ± 0.0288777	0.0013	EXP 150 of 150	0.7701157 ± 0.0283847	0.0478	EXP 150 of 150	49.57962 ± 0.03212	0.9900	EXP 150 of 150	975.9343 ± 0.0672	0.9997	EXP 150 of 150
14D30581	7.6 %	0.7286783 ± 0.0019532	0.7511	EXP 149 of 150	0.0702537 ± 0.0295701	0.0084	EXP 150 of 150	1.1620220 ± 0.0274948	0.0411	EXP 150 of 150	78.16122 ± 0.03056	0.9964	EXP 150 of 150	1459.7437 ± 0.0937	0.9998	EXP 150 of 150
14D30582	8.4 %	0.7457052 ± 0.0021030	0.6225	EXP 150 of 150	0.0611985 ± 0.0301211	0.0060	EXP 150 of 150	1.7975894 ± 0.0279476	0.1911	EXP 150 of 150	117.41835 ± 0.03676	0.9977	EXP 150 of 150	2078.0900 ± 0.1247	0.9998	EXP 150 of 150
14D30583	9.2 %	1.0055109 ± 0.0023856	0.7399	EXP 150 of 150	0.1081949 ± 0.0296517	0.0195	EXP 150 of 150	2.4777441 ± 0.0277513	0.2155	EXP 150 of 150	163.64178 ± 0.04156	0.9985	EXP 150 of 150	2880.4971 ± 0.1310	0.9999	EXP 150 of 150
14D30585	10.0 %	0.9957539 ± 0.0022338	0.7360	EXP 150 of 150	0.0330908 ± 0.0292611	0.0087	EXP 150 of 150	2.4367014 ± 0.0260662	0.1868	EXP 150 of 150	165.07905 ± 0.03386	0.9990	EXP 150 of 150	2900.3996 ± 0.1553	0.9999	EXP 150 of 150
14D30586	10.8 %	0.9644315 ± 0.0022675	0.7651	EXP 149 of 150	0.0357587 ± 0.0293908	0.0126	EXP 150 of 150	2.0075186 ± 0.0232754	0.1004	EXP 150 of 150	137.06225 ± 0.03557	0.9984	EXP 150 of 150	2445.3345 ± 0.1239	0.9999	EXP 150 of 150
14D30587	11.6 %	0.9922821 ± 0.0022270	0.8062	EXP 150 of 150	0.0326220 ± 0.0309754	0.0026	EXP 150 of 150	1.7112731 ± 0.0272370	0.0806	EXP 150 of 150	113.70762 ± 0.03483	0.9978	EXP 150 of 150	2091.2271 ± 0.1183	0.9998	EXP 150 of 150
14D30589	12.4 %	1.4714928 ± 0.0028959	0.8925	EXP 149 of 150	0.0846504 ± 0.0286879	0.0033	EXP 150 of 150	1.8915600 ± 0.0265883	0.1881	EXP 150 of 150	115.86177 ± 0.03411	0.9979	EXP 150 of 150	2276.8986 ± 0.1336	0.9998	EXP 150 of 150
14D30590	13.2 %	0.8773091 ± 0.0021765	0.7637	EXP 150 of 150	0.0080563 ± 0.0321985	0.0527	EXP 150 of 150	1.5839549 ± 0.0266207	0.0653	EXP 150 of 150	104.66115 ± 0.03735	0.9969	EXP 150 of 150	1915.7566 ± 0.1203	0.9998	EXP 150 of 150
14D30591	14.0 %	0.6771482 ± 0.0021151	0.5515	EXP 150 of 150	0.1299731 ± 0.0271058	0.0007	EXP 150 of 150	1.4429367 ± 0.0286589	0.0443	EXP 150 of 150	99.20474 ± 0.03167	0.9976	EXP 150 of 150	1769.0952 ± 0.1168	0.9998	EXP 150 of 150
14D30593	14.8 %	0.6545341 ± 0.0019300	0.5586	EXP 149 of 150	0.1472102 ± 0.0296365	0.0070	EXP 150 of 150	1.4652761 ± 0.0274280	0.1391	EXP 150 of 150	95.92388 ± 0.03489	0.9969	EXP 150 of 150	1710.3871 ± 0.1025	0.9998	EXP 150 of 150
14D30594	15.6 %	0.5394612 ± 0.0015986	0.5755	EXP 150 of 150	0.1215283 ± 0.0295935	0.0004	EXP 150 of 150	1.1522316 ± 0.0244993	0.0798	EXP 150 of 150	78.19735 ± 0.02909	0.9968	EXP 150 of 150	1394.0564 ± 0.0821	0.9998	EXP 150 of 150
14D30595	16.4 %	0.5947331 ± 0.0017329	0.5923	EXP 149 of 150	0.1327611 ± 0.0269657	0.0001	EXP 150 of 150	1.3042823 ± 0.0282190	0.0864	EXP 150 of 150	87.08892 ± 0.02925	0.9973	EXP 150 of 150	1547.7161 ± 0.1034	0.9998	EXP 150 of 150
14D30597	17.2 %	0.7005586 ± 0.0021964	0.5746	EXP 150 of 150	0.2000135 ± 0.0294948	0.0047	EXP 150 of 150	1.6607437 ± 0.0274279	0.1495	EXP 150 of 150	107.73391 ± 0.03396	0.9976	EXP 150 of 150	1910.0103 ± 0.0984	0.9999	EXP 150 of 150
14D30598	18.0 %	0.5995089 ± 0.0017534	0.4874	EXP 149 of 150	0.1895098 ± 0.0286077	0.0008	EXP 150 of 150	1.3046447 ± 0.0255068	0.0220	EXP 150 of 150	90.42163 ± 0.03001	0.9974	EXP 150 of 150	1606.1729 ± 0.0970	0.9998	EXP 150 of 150
14D30599	18.8 %	0.6796020 ± 0.0019945	0.6193	EXP 150 of 150	0.2563099 ± 0.0283718	0.0133	EXP 150 of 150	1.3190384 ± 0.0258271	0.0243	EXP 150 of 150	91.93837 ± 0.03477	0.9966	EXP 150 of 150	1650.4217 ± 0.1020	0.9998	EXP 150 of 150
14D30601	19.6 %	0.8288518 ± 0.0022466	0.6406	EXP 150 of 150	0.2622732 ± 0.0279968	0.0007	EXP 150 of 150	1.9568988 ± 0.0278642	0.0669	EXP 150 of 150	133.56961 ± 0.03653	0.9983	EXP 150 of 150	2352.5128 ± 0.1299	0.9999	EXP 150 of 150
14D30602	20.4 %	0.6143874 ± 0.0018270	0.5090	EXP 150 of 150	0.1162329 ± 0.0280617	0.0000	EXP 150 of 150	1.5143361 ± 0.0274018	0.0985	EXP 150 of 150	102.97678 ± 0.03482	0.9973	EXP 150 of 150	1806.3768 ± 0.1024	0.9998	EXP 150 of 150
14D30604	21.6 %	1.0665060 ± 0.0026492	0.6761	EXP 150 of 150	0.2161915 ± 0.0281045	0.0000	EXP 150 of 150	2.6831630 ± 0.0258703	0.2540	EXP 150 of 150	179.13471 ± 0.03793	0.9990	EXP 150 of 150	3141.4566 ± 0.1472	0.9999	EXP 150 of 150
14D30605	23.0 %	0.9958046 ± 0.0024736	0.6117	EXP 150 of 150	0.0967025 ± 0.0297358	0.0294	EXP 150 of 150	2.7974978 ± 0.0259968	0.2517	EXP 150 of 150	189.06244 ± 0.03811	0.9990	EXP 150 of 150	3278.8553 ± 0.1482	0.9999	EXP 150 of 150
14D30607	24.5 %	1.4693169 ± 0.0030359	0.6567	EXP 150 of 150	0.3243053 ± 0.0299544	0.0014	EXP 150 of 150	4.7647743 ± 0.0258919	0.4500	EXP 149 of 150	324.47710 ± 0.04581	0.9995	EXP 150 of 150	5549.1855 ± 0.2137	0.9999	EXP 150 of 150

Project Info		Analyst	Irradiation	X-pos	Y-pos	Z/H-pos	Project	Experiment	Nmb
14D30571	2.8 %	Susan Schnur	14-OSU-04	0.00	0.00	57.03	Walvis Ridge\MV1203 (13-INT-04)	14D30570	01
14D30573	3.4 %	Susan Schnur	14-OSU-04	0.00	0.00	57.03	Walvis Ridge\MV1203 (13-INT-04)	14D30570	01
14D30574	4.0 %	Susan Schnur	14-OSU-04	0.00	0.00	57.03	Walvis Ridge\MV1203 (13-INT-04)	14D30570	01
14D30575	4.6 %	Susan Schnur	14-OSU-04	0.00	0.00	57.03	Walvis Ridge\MV1203 (13-INT-04)	14D30570	01
14D30577	5.2 %	Susan Schnur	14-OSU-04	0.00	0.00	57.03	Walvis Ridge\MV1203 (13-INT-04)	14D30570	01
14D30578	6.0 %	Susan Schnur	14-OSU-04	0.00	0.00	57.03	Walvis Ridge\MV1203 (13-INT-04)	14D30570	01
14D30579	6.8 %	Susan Schnur	14-OSU-04	0.00	0.00	57.03	Walvis Ridge\MV1203 (13-INT-04)	14D30570	01
14D30581	7.6 %	Susan Schnur	14-OSU-04	0.00	0.00	57.03	Walvis Ridge\MV1203 (13-INT-04)	14D30570	01
14D30582	8.4 %	Susan Schnur	14-OSU-04	0.00	0.00	57.03	Walvis Ridge\MV1203 (13-INT-04)	14D30570	01
14D30583	9.2 %	Susan Schnur	14-OSU-04	0.00	0.00	57.03	Walvis Ridge\MV1203 (13-INT-04)	14D30570	01
14D30585	10.0 %	Susan Schnur	14-OSU-04	0.00	0.00	57.03	Walvis Ridge\MV1203 (13-INT-04)	14D30570	01
14D30586	10.8 %	Susan Schnur	14-OSU-04	0.00	0.00	57.03	Walvis Ridge\MV1203 (13-INT-04)	14D30570	01
14D30587	11.6 %	Susan Schnur	14-OSU-04	0.00	0.00	57.03	Walvis Ridge\MV1203 (13-INT-04)	14D30570	01
14D30589	12.4 %	Susan Schnur	14-OSU-04	0.00	0.00	57.03	Walvis Ridge\MV1203 (13-INT-04)	14D30570	01
14D30590	13.2 %	Susan Schnur	14-OSU-04	0.00	0.00	57.03	Walvis Ridge\MV1203 (13-INT-04)	14D30570	01
14D30591	14.0 %	Susan Schnur	14-OSU-04	0.00	0.00	57.03	Walvis Ridge\MV1203 (13-INT-04)	14D30570	01
14D30593	14.8 %	Susan Schnur	14-OSU-04	0.00	0.00	57.03	Walvis Ridge\MV1203 (13-INT-04)	14D30570	01
14D30594	15.6 %	Susan Schnur	14-OSU-04	0.00	0.00	57.03	Walvis Ridge\MV1203 (13-INT-04)	14D30570	01
14D30595	16.4 %	Susan Schnur	14-OSU-04	0.00	0.00	57.03	Walvis Ridge\MV1203 (13-INT-04)	14D30570	01
14D30597	17.2 %	Susan Schnur	14-OSU-04	0.00	0.00	57.03	Walvis Ridge\MV1203 (13-INT-04)	14D30570	01
14D30598	18.0 %	Susan Schnur	14-OSU-04	0.00	0.00	57.03	Walvis Ridge\MV1203 (13-INT-04)	14D30570	01
14D30599	18.8 %	Susan Schnur	14-OSU-04	0.00	0.00	57.03	Walvis Ridge\MV1203 (13-INT-04)	14D30570	01
14D30601	19.6 %	Susan Schnur	14-OSU-04	0.00	0.00	57.03	Walvis Ridge\MV1203 (13-INT-04)	14D30570	01
14D30602	20.4 %	Susan Schnur	14-OSU-04	0.00	0.00	57.03	Walvis Ridge\MV1203 (13-INT-04)	14D30570	01
14D30604	21.6 %	Susan Schnur	14-OSU-04	0.00	0.00	57.03	Walvis Ridge\MV1203 (13-INT-04)	14D30570	01
14D30605	23.0 %	Susan Schnur	14-OSU-04	0.00	0.00	57.03	Walvis Ridge\MV1203 (13-INT-04)	14D30570	01
14D30607	24.5 %	Susan Schnur	14-OSU-04	0.00	0.00	57.03	Walvis Ridge\MV1203 (13-INT-04)	14D30570	01

Sample Parameters	Sample	Material	Location	Standard Name	Standard (in Ma)	%1σ	Standard Reference	Standard 40Ar/39Ar	%1σ	J	%1σ	Air 40Ar/36Ar	%1σ	MDF (lin)	%1σ	Volume Ratio	Sensitivity (mol/volt)	Day	Month	Year	Hour	Min	Resist	
14D30571	2.8 %	MV1203-D62-03	Biotite	Maybe Seamount	FCT-NM (4B41-14)	28.201	0.082	Kuiper et al (2008)	10.24765	0.187	0.00153376	0.187	303.578	0.17	0.9933391	0.072	1	4.8E-14	9	NOV	2014	0	1	1
14D30573	3.4 %	MV1203-D62-03	Biotite	Maybe Seamount	FCT-NM (4B41-14)	28.201	0.082	Kuiper et al (2008)	10.24765	0.187	0.00153376	0.187	303.578	0.17	0.9933391	0.072	1	4.8E-14	9	NOV	2014	0	26	1
14D30574	4.0 %	MV1203-D62-03	Biotite	Maybe Seamount	FCT-NM (4B41-14)	28.201	0.082	Kuiper et al (2008)	10.24765	0.187	0.00153376	0.187	303.578	0.17	0.9933391	0.072	1	4.8E-14	9	NOV	2014	0	38	1
14D30575	4.6 %	MV1203-D62-03	Biotite	Maybe Seamount	FCT-NM (4B41-14)	28.201	0.082	Kuiper et al (2008)	10.24765	0.187	0.00153376	0.187	303.578	0.17	0.9933391	0.072	1	4.8E-14	9	NOV	2014	0	51	1
14D30577	5.2 %	MV1203-D62-03	Biotite	Maybe Seamount	FCT-NM (4B41-14)	28.201	0.082	Kuiper et al (2008)	10.24765	0.187	0.00153376	0.187	303.578	0.17	0.9933391	0.072	1	4.8E-14	9	NOV	2014	1	16	1
14D30578	6.0 %	MV1203-D62-03	Biotite	Maybe Seamount	FCT-NM (4B41-14)	28.201	0.082	Kuiper et al (2008)	10.24765	0.187	0.00153376	0.187	303.578	0.17	0.9933391	0.072	1	4.8E-14	9	NOV	2014	1	28	1
14D30579	6.8 %	MV1203-D62-03	Biotite	Maybe Seamount	FCT-NM (4B41-14)	28.201	0.082	Kuiper et al (2008)	10.24765	0.187	0.00153376	0.187	303.578	0.17	0.9933391	0.072	1	4.8E-14	9	NOV	2014	1	41	1
14D30581	7.6 %	MV1203-D62-03	Biotite	Maybe Seamount	FCT-NM (4B41-14)	28.201	0.082	Kuiper et al (2008)	10.24765	0.187	0.00153376	0.187	303.578	0.17	0.9933391	0.072	1	4.8E-14	9	NOV	2014	2	6	1
14D30582	8.4 %	MV1203-D62-03	Biotite	Maybe Seamount	FCT-NM (4B41-14)	28.201	0.082	Kuiper et al (2008)	10.24765	0.187	0.00153376	0.187	303.578	0.17	0.9933391	0.072	1	4.8E-14	9	NOV	2014	2	18	1
14D30583	9.2 %	MV1203-D62-03	Biotite	Maybe Seamount	FCT-NM (4B41-14)	28.201	0.082	Kuiper et al (2008)	10.24765	0.187	0.00153376	0.187	303.578	0.17	0.9933391	0.072	1	4.8E-14	9	NOV	2014	2	30	1
14D30585	10.0 %	MV1203-D62-03	Biotite	Maybe Seamount	FCT-NM (4B41-14)	28.201	0.082	Kuiper et al (2008)	10.24765	0.187	0.00153376	0.187	303.578	0.17	0.9933391	0.072	1	4.8E-14	9	NOV	2014	2	55	1
14D30586	10.8 %	MV1203-D62-03	Biotite	Maybe Seamount	FCT-NM (4B41-14)	28.201	0.082	Kuiper et al (2008)	10.24765	0.187	0.00153376	0.187	303.578	0.17	0.9933391	0.072	1	4.8E-14	9	NOV	2014	3	8	1
14D30587	11.6 %	MV1203-D62-03	Biotite	Maybe Seamount	FCT-NM (4B41-14)	28.201	0.082	Kuiper et al (2008)	10.24765	0.187	0.00153376	0.187	303.578	0.17	0.9933391	0.072	1	4.8E-14	9	NOV	2014	3	20	1
14D30589	12.4 %	MV1203-D62-03	Biotite	Maybe Seamount	FCT-NM (4B41-14)	28.201	0.082	Kuiper et al (2008)	10.24765	0.187	0.00153376	0.187	303.578	0.17	0.9933391	0.072	1	4.8E-14	9	NOV	2014	3	45	1
14D30590	13.2 %	MV1203-D62-03	Biotite	Maybe Seamount	FCT-NM (4B41-14)	28.201	0.082	Kuiper et al (2008)	10.24765	0.187	0.00153376	0.187	303.578	0.17	0.9933391	0.072	1	4.8E-14	9	NOV	2014	3	57	1
14D30591	14.0 %	MV1203-D62-03	Biotite	Maybe Seamount	FCT-NM (4B41-14)	28.201	0.082	Kuiper et al (2008)	10.24765	0.187	0.00153376	0.187	303.578	0.17	0.9933391	0.072	1	4.8E-14	9	NOV	2014	4	10	1
14D30593	14.8 %	MV1203-D62-03	Biotite	Maybe Seamount	FCT-NM (4B41-14)	28.201	0.082	Kuiper et al (2008)	10.24765	0.187	0.00153376	0.187	303.578	0.17	0.9933391	0.072	1	4.8E-14	9	NOV	2014	4	35	1
14D30594	15.6 %	MV1203-D62-03	Biotite	Maybe Seamount	FCT-NM (4B41-14)	28.201	0.082	Kuiper et al (2008)	10.24765	0.187	0.00153376	0.187	303.578	0.17	0.9933391	0.072	1	4.8E-14	9	NOV	2014	4	47	1
14D30595	16.4 %	MV1203-D62-03	Biotite	Maybe Seamount	FCT-NM (4B41-14)	28.201	0.082	Kuiper et al (2008)	10.24765	0.187	0.00153376	0.187	303.578	0.17	0.9933391	0.072	1	4.8E-14	9	NOV	2014	5	0	1
14D30597	17.2 %	MV1203-D62-03	Biotite	Maybe Seamount	FCT-NM (4B41-14)	28.201	0.082	Kuiper et al (2008)	10.24765	0.187	0.00153376	0.187	303.578	0.17	0.9933391	0.072	1	4.8E-14	9	NOV	2014	5	25	1
14D30598	18.0 %	MV1203-D62-03	Biotite	Maybe Seamount	FCT-NM (4B41-14)	28.201	0.082	Kuiper et al (2008)	10.24765	0.187	0.00153376	0.187	303.578	0.17	0.9933391	0.072	1	4.8E-14	9	NOV	2014	5	37	1
14D30599	18.8 %	MV1203-D62-03	Biotite	Maybe Seamount	FCT-NM (4B41-14)	28.201	0.082	Kuiper et al (2008)	10.24765	0.187	0.00153376	0.187	303.578	0.17	0.9933391	0.072	1	4.8E-14	9	NOV	2014	5	49	1
14D30601	19.6 %	MV1203-D62-03	Biotite	Maybe Seamount	FCT-NM (4B41-14)	28.201	0.082	Kuiper et al (2008)	10.24765	0.187	0.00153376	0.187	303.578	0.17	0.9933391	0.072	1	4.8E-14	9	NOV	2014	6	14	1
14D30602	20.4 %	MV1203-D62-03	Biotite	Maybe Seamount	FCT-NM (4B41-14)	28.201	0.082	Kuiper et al (2008)	10.24765	0.187	0.00153376	0.187	303.578	0.17	0.9933391	0.072	1	4.8E-14	9	NOV	2014	6	27	1
14D30604	21.6 %	MV1203-D62-03	Biotite	Maybe Seamount	FCT-NM (4B41-14)	28.201	0.082	Kuiper et al (2008)	10.24765	0.187	0.00153376	0.187	303.578	0.17	0.9933391	0.072	1	4.8E-14	9	NOV	2014	6	52	1
14D30605	23.0 %	MV1203-D62-03	Biotite	Maybe Seamount	FCT-NM (4B41-14)	28.201	0.082	Kuiper et al (2008)	10.24765	0.187	0.00153376	0.187	303.578	0.17	0.9933391	0.072	1	4.8E-14	9	NOV	2014	7	4	1
14D30607	24.5 %	MV1203-D62-03	Biotite	Maybe Seamount	FCT-NM (4B41-14)	28.201	0.082	Kuiper et al (2008)	10.24765	0.187	0.00153376	0.187	303.578	0.17	0.9933391	0.072	1	4.8E-14	9	NOV	2014	7	29	1

<b>Irradiation Constants</b>		<b>40/36(a)</b>	<b>%1σ</b>	<b>40/36(c)</b>	<b>%1σ</b>	<b>38/36(a)</b>	<b>%1σ</b>	<b>38/36(c)</b>	<b>%1σ</b>	<b>39/37(ca)</b>	<b>%1σ</b>	<b>38/37(ca)</b>	<b>%1σ</b>	<b>36/37(ca)</b>	<b>%1σ</b>	<b>40/39(k)</b>	<b>%1σ</b>	<b>38/39(k)</b>	<b>%1σ</b>	<b>36/38(cl)</b>	<b>%1σ</b>	<b>K/Ca</b>	<b>%1σ</b>	<b>K/Cl</b>	<b>%1σ</b>	<b>Ca/Cl</b>	<b>%1σ</b>
14D30571	2.8 %	295.5	0	0.018	35	0.1869	0	1.493	3	0.000676	1.32	7.18E-05	12.82	0.000266	0.15	0.003823	2.66	0.012031	0.16	0	0	0.43	0	0	0	0	0
14D30573	3.4 %	295.5	0	0.018	35	0.1869	0	1.493	3	0.000676	1.32	7.18E-05	12.82	0.000266	0.15	0.003823	2.66	0.012031	0.16	0	0	0.43	0	0	0	0	0
14D30574	4.0 %	295.5	0	0.018	35	0.1869	0	1.493	3	0.000676	1.32	7.18E-05	12.82	0.000266	0.15	0.003823	2.66	0.012031	0.16	0	0	0.43	0	0	0	0	0
14D30575	4.6 %	295.5	0	0.018	35	0.1869	0	1.493	3	0.000676	1.32	7.18E-05	12.82	0.000266	0.15	0.003823	2.66	0.012031	0.16	0	0	0.43	0	0	0	0	0
14D30577	5.2 %	295.5	0	0.018	35	0.1869	0	1.493	3	0.000676	1.32	7.18E-05	12.82	0.000266	0.15	0.003823	2.66	0.012031	0.16	0	0	0.43	0	0	0	0	0
14D30578	6.0 %	295.5	0	0.018	35	0.1869	0	1.493	3	0.000676	1.32	7.18E-05	12.82	0.000266	0.15	0.003823	2.66	0.012031	0.16	0	0	0.43	0	0	0	0	0
14D30579	6.8 %	295.5	0	0.018	35	0.1869	0	1.493	3	0.000676	1.32	7.18E-05	12.82	0.000266	0.15	0.003823	2.66	0.012031	0.16	0	0	0.43	0	0	0	0	0
14D30581	7.6 %	295.5	0	0.018	35	0.1869	0	1.493	3	0.000676	1.32	7.18E-05	12.82	0.000266	0.15	0.003823	2.66	0.012031	0.16	0	0	0.43	0	0	0	0	0
14D30582	8.4 %	295.5	0	0.018	35	0.1869	0	1.493	3	0.000676	1.32	7.18E-05	12.82	0.000266	0.15	0.003823	2.66	0.012031	0.16	0	0	0.43	0	0	0	0	0
14D30583	9.2 %	295.5	0	0.018	35	0.1869	0	1.493	3	0.000676	1.32	7.18E-05	12.82	0.000266	0.15	0.003823	2.66	0.012031	0.16	0	0	0.43	0	0	0	0	0
14D30585	10.0 %	295.5	0	0.018	35	0.1869	0	1.493	3	0.000676	1.32	7.18E-05	12.82	0.000266	0.15	0.003823	2.66	0.012031	0.16	0	0	0.43	0	0	0	0	0
14D30586	10.8 %	295.5	0	0.018	35	0.1869	0	1.493	3	0.000676	1.32	7.18E-05	12.82	0.000266	0.15	0.003823	2.66	0.012031	0.16	0	0	0.43	0	0	0	0	0
14D30587	11.6 %	295.5	0	0.018	35	0.1869	0	1.493	3	0.000676	1.32	7.18E-05	12.82	0.000266	0.15	0.003823	2.66	0.012031	0.16	0	0	0.43	0	0	0	0	0
14D30589	12.4 %	295.5	0	0.018	35	0.1869	0	1.493	3	0.000676	1.32	7.18E-05	12.82	0.000266	0.15	0.003823	2.66	0.012031	0.16	0	0	0.43	0	0	0	0	0
14D30590	13.2 %	295.5	0	0.018	35	0.1869	0	1.493	3	0.000676	1.32	7.18E-05	12.82	0.000266	0.15	0.003823	2.66	0.012031	0.16	0	0	0.43	0	0	0	0	0
14D30591	14.0 %	295.5	0	0.018	35	0.1869	0	1.493	3	0.000676	1.32	7.18E-05	12.82	0.000266	0.15	0.003823	2.66	0.012031	0.16	0	0	0.43	0	0	0	0	0
14D30593	14.8 %	295.5	0	0.018	35	0.1869	0	1.493	3	0.000676	1.32	7.18E-05	12.82	0.000266	0.15	0.003823	2.66	0.012031	0.16	0	0	0.43	0	0	0	0	0
14D30594	15.6 %	295.5	0	0.018	35	0.1869	0	1.493	3	0.000676	1.32	7.18E-05	12.82	0.000266	0.15	0.003823	2.66	0.012031	0.16	0	0	0.43	0	0	0	0	0
14D30595	16.4 %	295.5	0	0.018	35	0.1869	0	1.493	3	0.000676	1.32	7.18E-05	12.82	0.000266	0.15	0.003823	2.66	0.012031	0.16	0	0	0.43	0	0	0	0	0
14D30597	17.2 %	295.5	0	0.018	35	0.1869	0	1.493	3	0.000676	1.32	7.18E-05	12.82	0.000266	0.15	0.003823	2.66	0.012031	0.16	0	0	0.43	0	0	0	0	0
14D30598	18.0 %	295.5	0	0.018	35	0.1869	0	1.493	3	0.000676	1.32	7.18E-05	12.82	0.000266	0.15	0.003823	2.66	0.012031	0.16	0	0	0.43	0	0	0	0	0
14D30599	18.8 %	295.5	0	0.018	35	0.1869	0	1.493	3	0.000676	1.32	7.18E-05	12.82	0.000266	0.15	0.003823	2.66	0.012031	0.16	0	0	0.43	0	0	0	0	0
14D30601	19.6 %	295.5	0	0.018	35	0.1869	0	1.493	3	0.000676	1.32	7.18E-05	12.82	0.000266	0.15	0.003823	2.66	0.012031	0.16	0	0	0.43	0	0	0	0	0
14D30602	20.4 %	295.5	0	0.018	35	0.1869	0	1.493	3	0.000676	1.32	7.18E-05	12.82	0.000266	0.15	0.003823	2.66	0.012031	0.16	0	0	0.43	0	0	0	0	0
14D30604	21.6 %	295.5	0	0.018	35	0.1869	0	1.493	3	0.000676	1.32	7.18E-05	12.82	0.000266	0.15	0.003823	2.66	0.012031	0.16	0	0	0.43	0	0	0	0	0
14D30605	23.0 %	295.5	0	0.018	35	0.1869	0	1.493	3	0.000676	1.32	7.18E-05	12.82	0.000266	0.15	0.003823	2.66	0.012031	0.16	0	0	0.43	0	0	0	0	0
14D30607	24.5 %	295.5	0	0.018	35	0.1869	0	1.493	3	0.000676	1.32	7.18E-05	12.82	0.000266	0.15	0.003823	2.66	0.012031	0.16	0	0	0.43	0	0	0	0	0

**14D30570.AGE >>> MV1203-D62-03 >>> WALVIS RIDGE | MV1203 (13-INT-04) PROJECT**



**Ar-Ages in Ma**

**WEIGHTED PLATEAU**  
 $42.57 \pm 0.16$

**TOTAL FUSION**  
 $42.60 \pm 0.16$

**NORMAL ISOCHRON**  
 $42.58 \pm 0.19$

**INVERSE ISOCHRON**  
 $42.57 \pm 0.19$

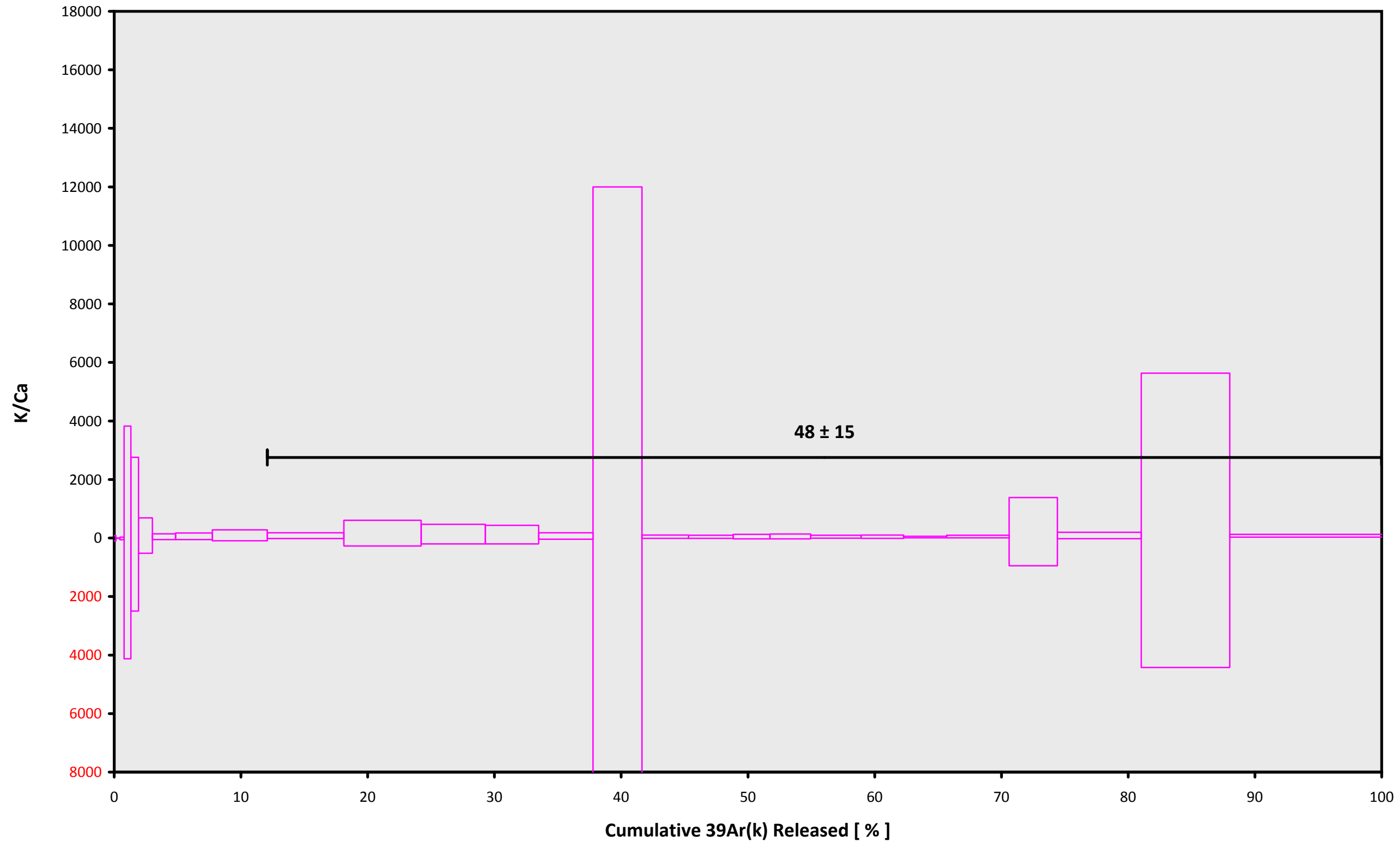
**MSWD (PROBABILITY)**  
 $1.17$  (28%)

**Sample Info**

Biotite  
Maybe Seamount  
Susan Schnur

IRR = 14-OSU-04 (4B41-14)  
J =  $0.00153376 \pm 0.00000287$

**14D30570.AGE >>> MV1203-D62-03 >>> WALVIS RIDGE | MV1203 (13-INT-04) PROJECT**



**Ar-Ages in Ma**

**WEIGHTED PLATEAU**  
42.57 ± 0.16

**TOTAL FUSION**  
42.60 ± 0.16

**NORMAL ISOCHRON**  
42.58 ± 0.19

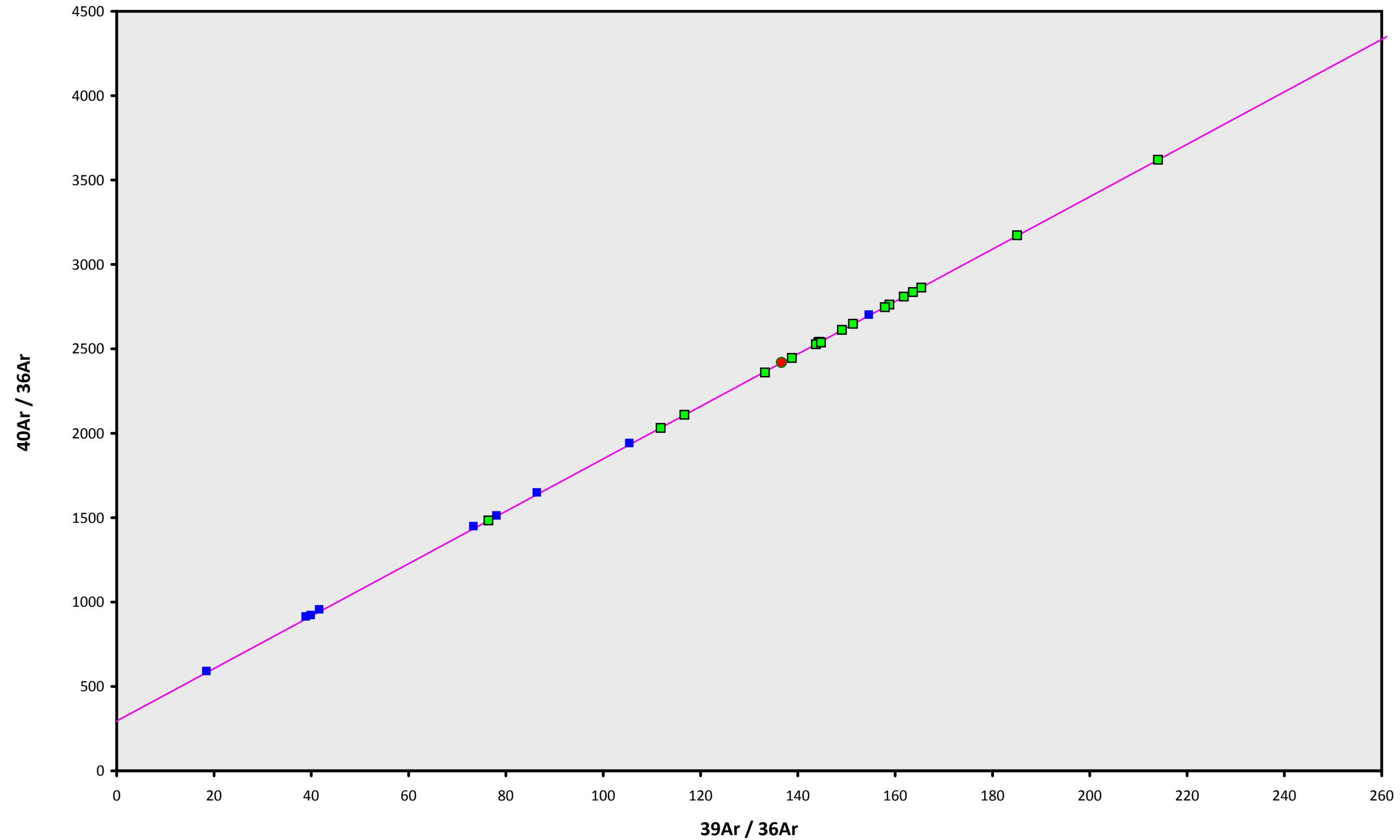
**INVERSE ISOCHRON**  
42.57 ± 0.19

**Sample Info**

**Biotite**  
**Maybe Seamount**  
**Susan Schnur**

**IRR = 14-OSU-04 (4B41-14)**  
**J = 0.00153376 ± 0.00000287**

14D30570.AGE >>> MV1203-D62-03 >>> WALVIS RIDGE | MV1203 (13-INT-04) PROJECT



Ar-Ages in Ma

WEIGHTED PLATEAU

$42.57 \pm 0.16$

TOTAL FUSION

$42.60 \pm 0.16$

NORMAL ISOCHRON

$42.58 \pm 0.19$

INVERSE ISOCHRON

$42.57 \pm 0.19$

MSWD (PROBABILITY)

1.24 (23%)

40AR/36AR INTERCEPT

$294.9 \pm 5.4$

Sample Info

Biotite

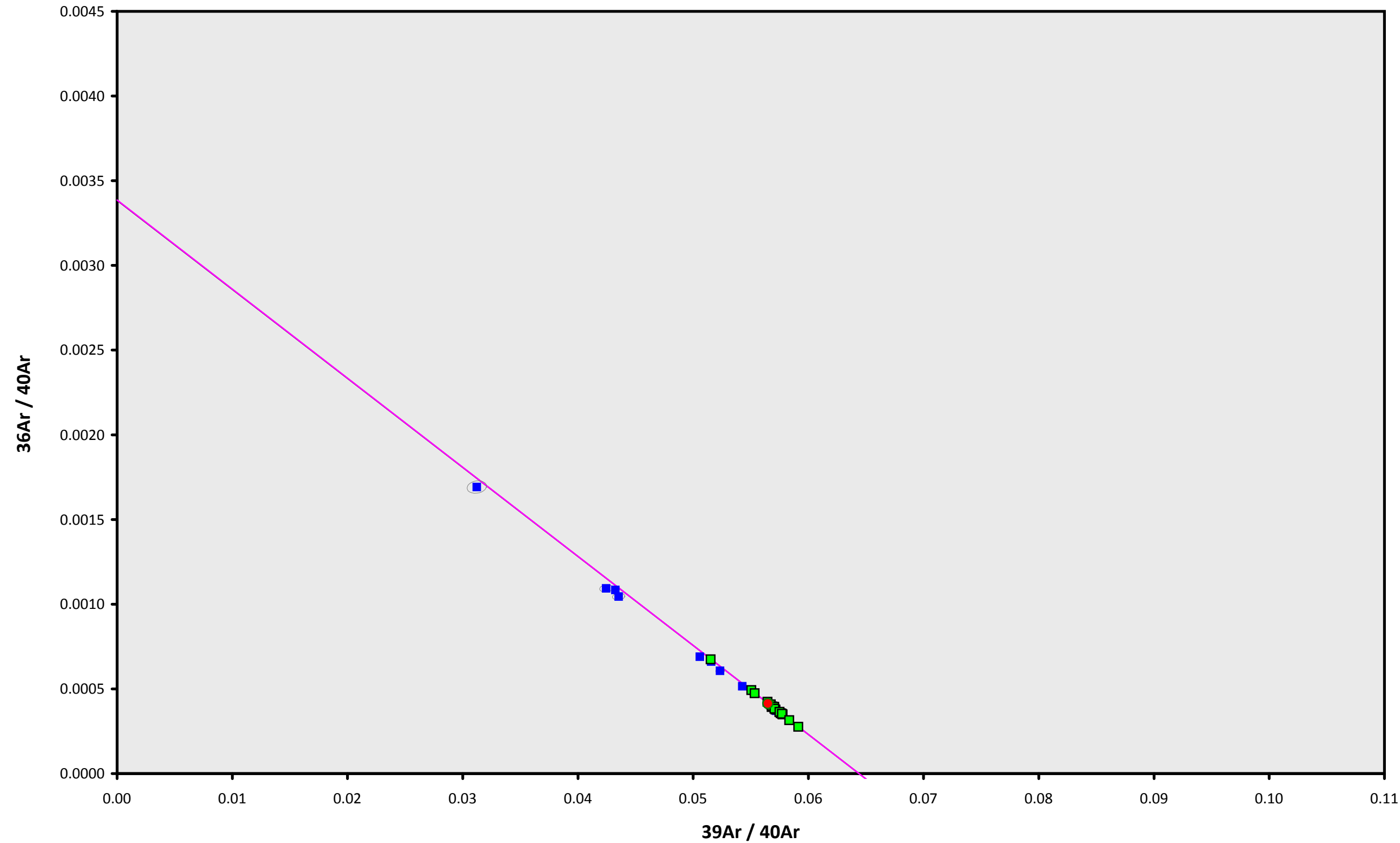
Maybe Seamount

Susan Schnur

IRR = 14-OSU-04 (4B41-14)

J =  $0.00153376 \pm 0.00000287$

14D30570.AGE >>> MV1203-D62-03 >>> WALVIS RIDGE | MV1203 (13-INT-04) PROJECT



### Ar-Ages in Ma

#### WEIGHTED PLATEAU

42.57 ± 0.16

#### TOTAL FUSION

42.60 ± 0.16

#### NORMAL ISOCHRON

42.58 ± 0.19

#### INVERSE ISOCHRON

42.57 ± 0.19

#### MSWD (PROBABILITY)

1.24 (23%)

#### SPREADING FACTOR

11.8%

#### 40AR/36AR INTERCEPT

295.3 ± 5.4

### Sample Info

Biotite

Maybe Seamount

Susan Schnur

IRR = 14-OSU-04 (4B41-14)

J = 0.00153376 ± 0.00000287